



**JANUARY 31, 2011 BIENNIAL REPORT**  
**EXPENDITURES BY PURPOSE,**  
**CONTRIBUTIONS BY DONOR TYPE, AND**  
**CONTRIBUTIONS BY AMOUNT**  
**OF**  
**POLITICAL ACTION COMMITTEES**

## TABLE OF CONTENTS

### ORDER OF CONTENTS

Expenditures by Purpose, Contributions by Donor Type, and Contributions by Amount for Political Action Committees


<b>Committee Name</b>	<b>Page No.</b>
1199 SEIU PAC	4
ABC of Metro Washington D.C. PAC	18
BB&T District of Columbia PAC	24
BUD'S PAC	36
Business Leaders Political Action Committee	51
Cable Television PAC - District of Columbia	57
Caribbean-American PAC	63
Citizens for Empowerment	97
Citizens for Good Government	104
Coalition for a Better District of Columbia	111
Committee For A Better DC	124
Community Labor Coalition for Change Committee	138
Credit Union PAC of Washington D.C.	153
D.C. ACORN Political Action Committee	165
D.C. CPA PAC	179
D.C. Dealers PAC	193
D.C. Democratic State Committee	206
D.C. Dental PAC	250
D.C. for Democracy PAC	268
D.C. Independent Party	298
D.C. Legal	307
D.C. Pol. Act. Candidate Election (PACE)	346
D.C. Political Action Committee (DOCPAC)	360
D.C. Statehood Green Party	380
DC Building Industry Assoc. PAC, Inc	394
DC Chamber of Commerce DC PAC	408
DC Latino Political Action Committee	420
DC PAC for Bricklayers Local 1	434

DC Values PAC	448
Fire Fighters Comm. on Political Activities	462
Gertrude Stein Democratic Club Political Account	477
Greater Washington Board of Trade DC PAC	512
HMO Health PAC	525
Holland & Knight D.C. Political Action Comm.	540
Hotel Orgz to Elect Leaders	556
Libertarian Party of the District of Columbia	569
Metropolitan Washington PAC	573
Mid Atlantic Regional Council of Carpenters PAC D.	599
Mid-Atlantic Community Fund	620
Mid-Atlantic Political Action Committee	644
Millenium PAC	678
Our Wisconsin	684
Professional Insurance Agents PAC VA & DC	698
Republican Committee, DC	712
Save DC Now, Inc.	743
SEIU Local 500 PAC	765
Service Employees Intl Union, MD/DC State Council	794
Sierra Club, Washington D.C. Chapter PAC	825
The Mayor is MIA PAC	831
Verizon Communications Inc. Good Government Club	845
Ward 4 Democrats	1042
Ward 6 Democrats	1086
Ward Eight Democrats, Inc.	1108
Ward Seven Democrats	1131
Ward Three Democratic Committee	1147
Ward Two Democrats (NON)	1162
Washington, DC Association of Realtors PAC	1175
Working Families For a Better District of Columbia	1317
Yes on Amendment Four Committee	1332

# DC OFFICE OF CAMPAIGN FINANCE

## 2011 Biennial Report - Political Action Committees

### Summary of Expenditures by Purpose for 1199 SEIU PAC



Note: This Graph depicts the summary of the expenditures by purpose reported by 1199 SEIU PAC.

The expenditures are presented in percentage terms by General Operating Expenditures, Transfers to Other Authorized Political Committees, Loan Repayments, Refunds of Contributions, Other Expenditures, and Offsets to Receipts

- General Operating Expenditures may include each expenditure made for Accounting Services, Advertising, Bank Fees, Campaign Events/Fund Raising, Campaign Materials and Supplies, Candidate Loan Re-payment, Catering/Refreshments, Computer Supplies/Equipment, Consulting Services, Equipment Purchases/Rental, In-Kind, Office Maintenance, Office Rental, Office Supplies/Furniture, Other Loan Repayment, Petty Cash, Polling/Mailing Lists, Postage/Shipping/Courier Rates, Printing/Copying, Salary/Stipend, Telephone/Communication, Trash/Poster Removal, Travel/Vehicle Expense, Utility Expense, and other Expenses.
- Transfers to other Authorized Political Committees.
- Loan Repayments.
- Refunds of Contributions may include each contribution Refund to Individuals, Organizations, Political Party Committees, and other Political Committees (PACs).
- Other Expenditures may include all expenditures other than the afore-mentioned, which may include Independent Expenditures made by persons expressly advocating the election or defeat of a clearly identified candidate, which are made without cooperation or consultation with any candidate and/or authorized committee and/or agent of the candidate; Donations to Charities, Churches, Political Committees, Scholarship and Statehood Funds; Payments to the Internal Revenue Service and for Fines; and Tickets to Events.
- Offsets to Receipts may include Refunds, Rebates, Returned Checks, Non-Sufficient Fund Fees, and other Offsets to Operating Expenditures.

**DISCLAIMER:** The information presented in the 2011 Biennial Report was taken directly from reports of receipts and expenditures filed by the candidates and political committees; afterward formatted into the applicable graphs and charts.

**Summary of Expenditures by Purpose for  
1199 SEIU PAC**

<b>Purpose</b>	<b>Total Expenditure</b>
General Operating Expenditures	<b>\$175.00</b>
Other Expenditures, Including Independent Expenditures	<b>\$4,500.00</b>
<b>Grand Total</b>	<b>\$4,675.00</b>

**DISCLAIMER:** The information presented in the 2011 Biennial Report was taken directly from reports of receipts and expenditures filed by the candidates and political committees; afterward formatted into the applicable graphs and charts.

## General Operating Expenditures

Purpose	Total Expenditures
Consultant/Salary/Stipend	<b>\$175.00</b>
<b>Total</b>	<b>\$175.00</b>

The information presented in the 2011 Biennial Report was taken directly from reports of receipts and expenditures filed by the candidates and political committees; afterward formatted into the applicable graphs and charts.

**Detailed Summary of Expenditures by Purpose for  
1199 SEIU PAC  
General Operating Expenditures**

<b>Purpose</b>	<b>Payee</b>	<b>Amount Spent</b>
Consultant/Salary/Stipend	Horowitz & Ullmann, P.C.	<b>\$175.00</b>
	<b>Total</b>	<b>\$175.00</b>
<b>Grand Total</b>		<b>\$175.00</b>

**DISCLAIMER:** The information presented in the 2011 Biennial Report was taken directly from reports of receipts and expenditures filed by the candidates and political committees; afterward formatted into the applicable graphs and charts.

**Detailed Summary of Expenditures by Purpose for  
1199 SEIU PAC**

**Other Expenditures, Including Independent Expenditures**

<b>Purpose</b>	<b>Payee</b>	<b>Amount Spent</b>
Donation to Other Political Committees	MENDELSON FOR COUNCIL 2010	<b>\$1,000.00</b>
	<b>Total</b>	<b>\$1,000.00</b>
Donation to Principle Campaign Committees	CATANIA 2010	<b>\$1,000.00</b>
	KWAME FOR CHAIR	<b>\$1,500.00</b>
	RE-ELECT JIM GRAHAM 2010	<b>\$500.00</b>
	RE-ELECT MARY CHEH	<b>\$500.00</b>
	RE-ELECT TOMMY WELLS	<b>\$500.00</b>
	THOMAS 2010	<b>\$500.00</b>
	<b>Total</b>	<b>\$4,500.00</b>
UNCASHED CONTRIBUTION	MENDELSON FOR COUNCIL 2010	<b>(\$1,000.00)</b>
	<b>Total</b>	<b>(\$1,000.00)</b>
<b>Grand Total</b>		<b>\$4,500.00</b>

**DISCLAIMER:** The information presented in the 2011 Biennial Report was taken directly from reports of receipts and expenditures filed by the candidates and political committees; afterward formatted into the applicable graphs and charts.



**GENERAL OPERATING EXPENDITURES**

1199 SEIU PAC			Detailed Expenditures by Purpose
Payee Name	Amount of Expenditure	Date of Expenditure	
<b>Consultant/Salary/Stipend</b>			
Horowitz & Ullmann, P.C.	\$175.00	05/29/2009	
	<b>Subtotal</b>	<b>\$175.00</b>	
	<b>Percentage of Total Expenditures</b>	<b>3.74%</b>	

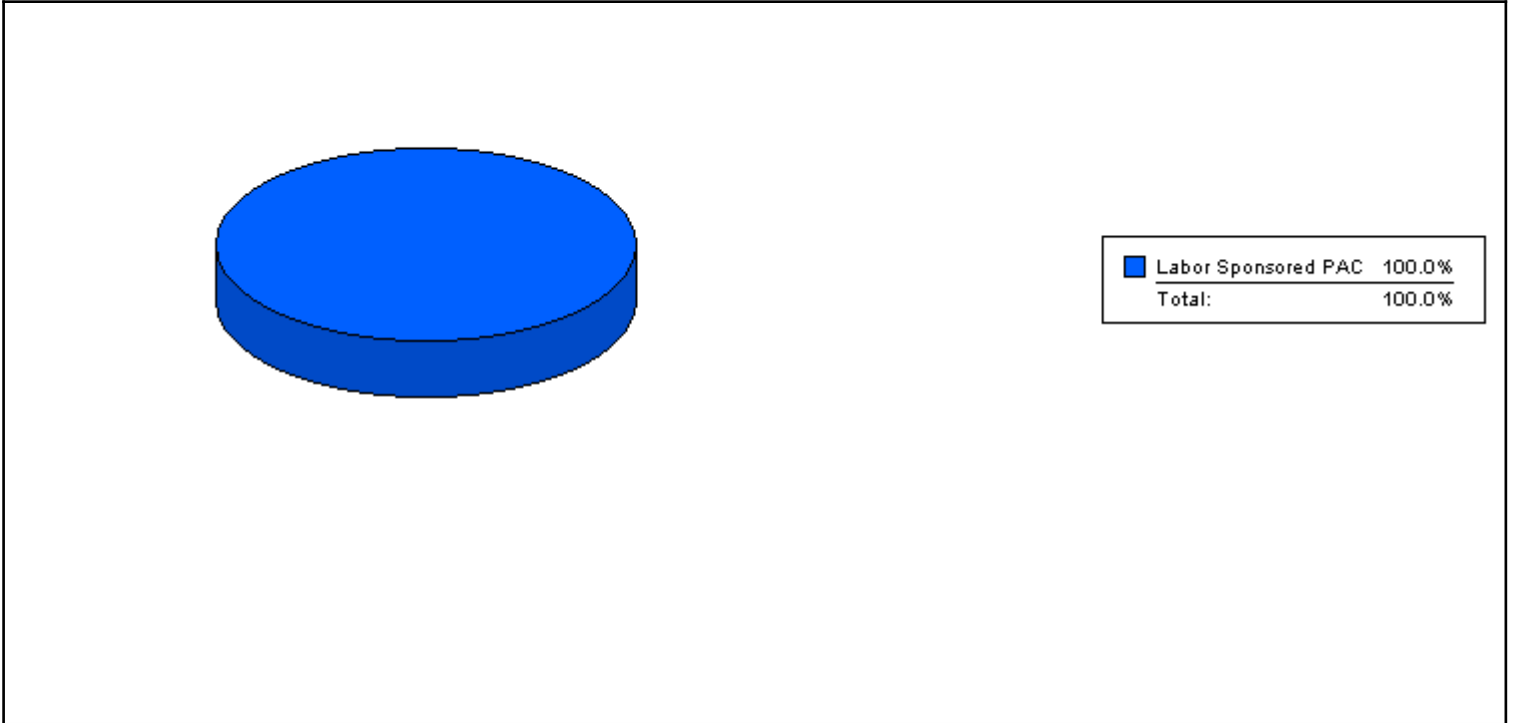
**OTHER EXPENDITURES, INCLUDING INDEPENDENT EXPENDITURES**

1199 SEIU PAC			Detailed Expenditures by Purpose
Payee Name	Amount of Expenditure	Date of Expenditure	
<b>Donation to Other Political Committees</b>			
MENDELSON FOR COUNCIL 2010	\$1,000.00	09/09/2009	
<b>Donation to Principle Campaign Committees</b>			
CATANIA 2010	\$1,000.00	09/10/2010	
KWAME FOR CHAIR	\$1,500.00	09/10/2010	
RE-ELECT JIM GRAHAM 2010	\$500.00	09/10/2010	
RE-ELECT MARY CHEH	\$500.00	09/10/2010	
RE-ELECT TOMMY WELLS	\$500.00	09/10/2010	
THOMAS 2010	\$500.00	09/10/2010	
<b>UNCASHED CONTRIBUTION</b>			
MENDELSON FOR COUNCIL 2010	(\$1,000.00)	03/05/2010	
	<b>Subtotal</b>	<b>\$4,500.00</b>	
	<b>Percentage of Total Expenditures</b>	<b>96.26%</b>	
	<b>Total</b>	<b>\$4,675.00</b>	

**DISCLAIMER:** The information presented in the 2011 Biennial Report was taken directly from reports of receipts and expenditures filed by the candidates and political committees; afterward formatted into the applicable graphs and charts.

**DC OFFICE OF CAMPAIGN FINANCE**  
**2011 Biennial Report - Political Action Committees**

**Summary of Contributions by Donor Type for**  
**1199 SEIU PAC**



Note: This Graph depicts the summary of the contributions by donor categories reported by the 1199 SEIU PAC Principal Campaign Committee

The contributions are presented in percentage terms by donor categories, and may include each contribution received from Businesses, Corporations, Corporate Sponsored Political Action Committees, Individuals, Labor Sponsored Political Action Committees, Political Party Committees, Partnerships, and the Candidate. The summary may also note Other Receipts reported, such as Dividends, Interest, Refunds, and Rebates.

**DISCLAIMER:** The information presented in the 2011 Biennial Report was taken directly from reports of receipts and expenditures filed by the candidates and political committees; afterward formatted into the applicable graphs and charts.

**Summary of Contributions by Donor Type for  
1199 SEIU PAC**

<b>Donor Type</b>	<b>Received</b>
Labor Sponsored PAC	<b>\$5,000.00</b>
<b>Grand Total</b>	<b>\$5,000.00</b>

**DISCLAIMER:** The information presented in the 2011 Biennial Report was taken directly from reports of receipts and expenditures filed by the candidates and political committees; afterward formatted into the applicable graphs and charts.

**Detailed Summary of Contributions by Donor Type for  
1199 SEIU PAC**

<b>Donor Type</b>	<b>Name</b>	<b>Received</b>
Labor Sponsored PAC	1199 SEIU NYS PAF	<b>\$5,000.00</b>
	<b>Total</b>	<b>\$5,000.00</b>
	<b>Grand Total</b>	<b>\$5,000.00</b>

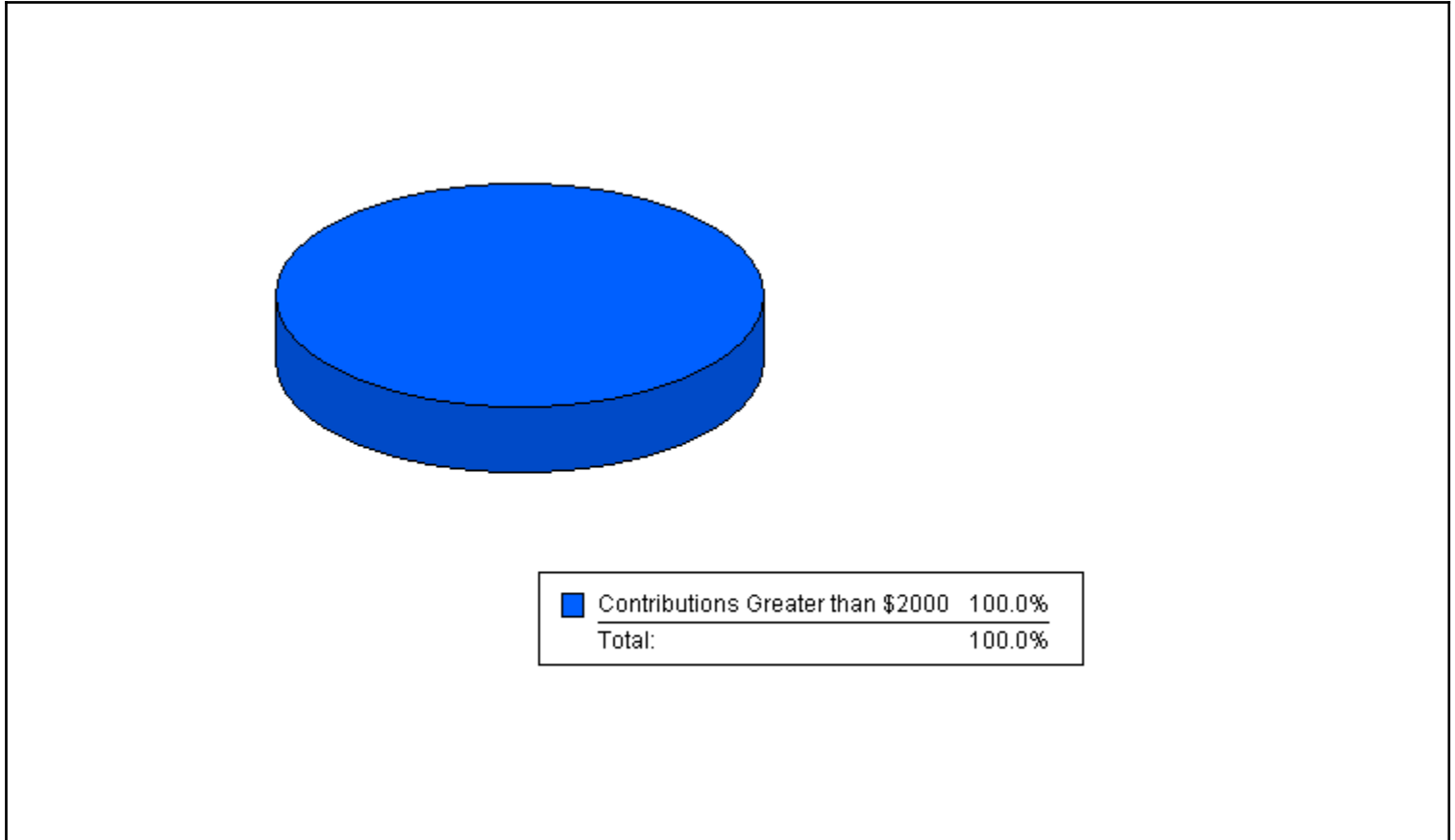
**DISCLAIMER:** The information presented in the 2011 Biennial Report was taken directly from reports of receipts and expenditures filed by the candidates and political committees; afterward formatted into the applicable graphs and charts.

Contributor Name	Amount	Date of Receipt
<b>Labor Sponsored PAC</b>		
1199 SEIU NYS PAF	\$5,000.00	09/08/2010
<b>Subtotal</b>	<b>\$5,000.00</b>	
<b>Percentage of Total Contributions</b>	<b>100.00%</b>	
<b>Total</b>	<b>\$5,000.00</b>	

**DISCLAIMER:** The information presented in the 2011 Biennial Report was taken directly from reports of receipts and expenditures filed by the candidates and political committees; afterward formatted into the applicable graphs and charts.

**DC OFFICE OF CAMPAIGN FINANCE**  
**2011 Biennial Report - Political Action Committees**

**Summary of Contributions by Amount for  
1199 SEIU PAC**



Note: This Graph depicts the summary of the contributions dollar amount reported by the 1199 SEIU PAC Principal Campaign Committee

The contributions are presented in percentage terms in dollar amount, by the size of the contribution, including contribution greater than \$2000; contributions greater than or equal to \$1000 but less than or equal to \$2000; contributions greater than or equal to \$500 but less than or equal to \$1000; contributions greater than or equal to \$250 but less than or equal to \$500; contributions greater than or equal to \$100 but less than or equal to \$250; and contributions less than \$100.

**DISCLAIMER:** The information presented in the 2011 Biennial Report was taken directly from reports of receipts and expenditures filed by the candidates and political committees; afterward formatted into the applicable graphs and charts.

**Summary of Contributions by Amount for  
1199 SEIU PAC**

<b>Denomination Type</b>	<b>Amount Received</b>
Contributions Greater than \$2000	<b>\$5,000.00</b>
<b>Grand Total</b>	<b>\$5,000.00</b>

**DISCLAIMER:** The information presented in the 2011 Biennial Report was taken directly from reports of receipts and expenditures filed by the candidates and political committees; afterward formatted into the applicable graphs and charts.

**Detailed Summary of Contributions by Amount for  
1199 SEIU PAC**

<b>Denomination Type</b>	<b>Name</b>	<b>Received</b>
Contributions Greater than \$2000	1199 SEIU NYS PAF	<b>\$5,000.00</b>
	Total	<b>\$5,000.00</b>
<b>Grand Total</b>		<b>\$5,000.00</b>

**DISCLAIMER:** The information presented in the 2011 Biennial Report was taken directly from reports of receipts and expenditures filed by the candidates and political committees; afterward formatted into the applicable graphs and charts.



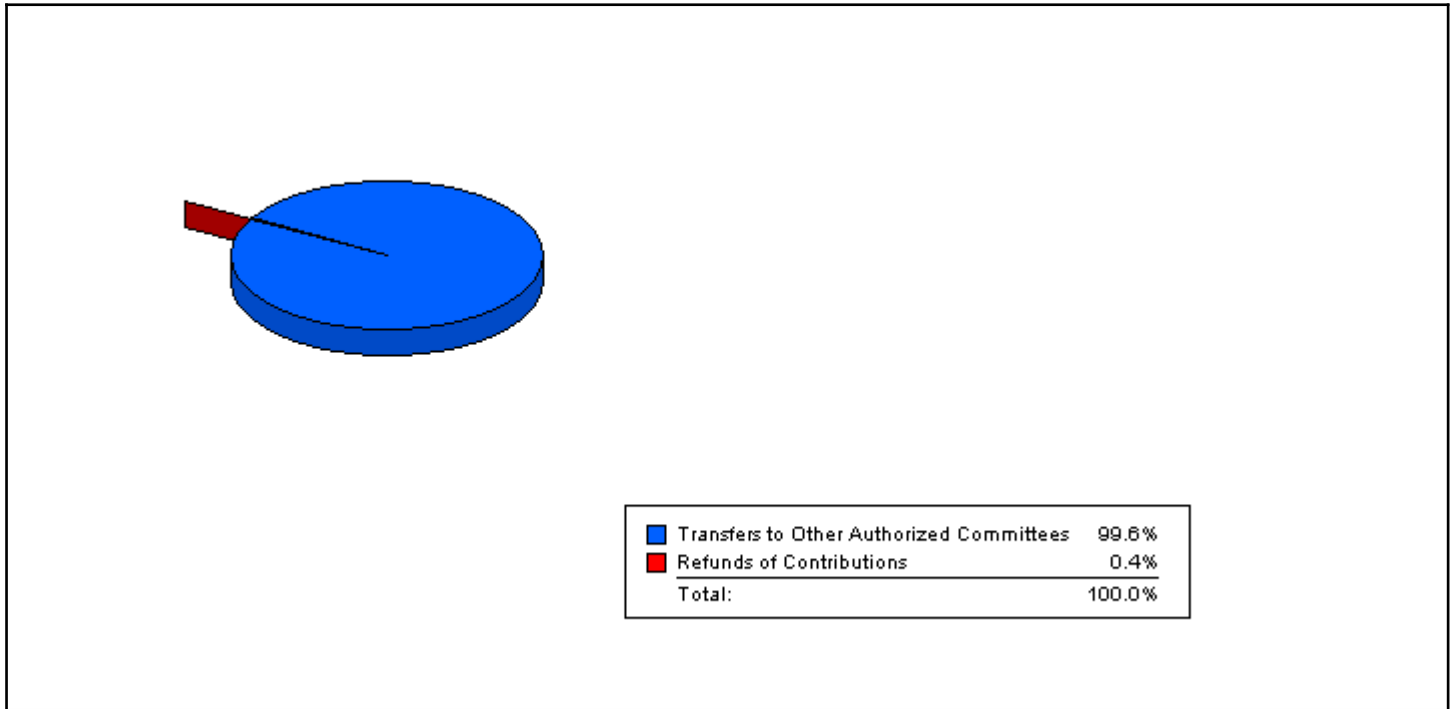
Contributor Name	Amount	Type of Contributor	Date of Receipt
<b>Contributions Greater than \$2000</b>			
1199 SEIU NYS PAF	\$5,000.00	Labor Sponsored PAC	09/08/2010
<b>Subtotal</b>	<b>\$5,000.00</b>		
<b>Percentage of Total Contributions</b>	<b>100.00%</b>		
<b>Total</b>	<b>\$5,000.00</b>		

**DISCLAIMER:** The information presented in the 2011 Biennial Report was taken directly from reports of receipts and expenditures filed by the candidates and political committees; afterward formatted into the applicable graphs and charts.

# DC OFFICE OF CAMPAIGN FINANCE

## 2011 Biennial Report - Political Action Committees

### Summary of Expenditures by Purpose for ABC of Metro Washington D.C. PAC



Note: This Graph depicts the summary of the expenditures by purpose reported by ABC of Metro Washington D.C. PAC.

The expenditures are presented in percentage terms by General Operating Expenditures, Transfers to Other Authorized Political Committees, Loan Repayments, Refunds of Contributions, Other Expenditures, and Offsets to Receipts

- General Operating Expenditures may include each expenditure made for Accounting Services, Advertising, Bank Fees, Campaign Events/Fund Raising, Campaign Materials and Supplies, Candidate Loan Re-payment, Catering/Refreshments, Computer Supplies/Equipment, Consulting Services, Equipment Purchases/Rental, In-Kind, Office Maintenance, Office Rental, Office Supplies/Furniture, Other Loan Repayment, Petty Cash, Polling/Mailing Lists, Postage/Shipping/Courier Rates, Printing/Copying, Salary/Stipend, Telephone/Communication, Trash/Poster Removal, Travel/Vehicle Expense, Utility Expense, and other Expenses.
- Transfers to other Authorized Political Committees.
- Loan Repayments.
- Refunds of Contributions may include each contribution Refund to Individuals, Organizations, Political Party Committees, and other Political Committees (PACs).
- Other Expenditures may include all expenditures other than the afore-mentioned, which may include Independent Expenditures made by persons expressly advocating the election or defeat of a clearly identified candidate, which are made without cooperation or consultation with any candidate and/or authorized committee and/or agent of the candidate; Donations to Charities, Churches, Political Committees, Scholarship and Statehood Funds; Payments to the Internal Revenue Service and for Fines; and Tickets to Events.
- Offsets to Receipts may include Refunds, Rebates, Returned Checks, Non-Sufficient Fund Fees, and other Offsets to Operating Expenditures.

**DISCLAIMER:** The information presented in the 2011 Biennial Report was taken directly from reports of receipts and expenditures filed by the candidates and political committees; afterward formatted into the applicable graphs and charts.

**Summary of Expenditures by Purpose for  
ABC of Metro Washington D.C. PAC**

<b>Purpose</b>	<b>Total Expenditure</b>
Transfers to Other Authorized Committees	<b>\$6,750.00</b>
Refunds of Contributions	<b>\$25.00</b>
<b>Grand Total</b>	<b>\$6,775.00</b>

**DISCLAIMER:** The information presented in the 2011 Biennial Report was taken directly from reports of receipts and expenditures filed by the candidates and political committees; afterward formatted into the applicable graphs and charts.

**Detailed Summary of Expenditures by Purpose for  
ABC of Metro Washington D.C. PAC  
Transfers to Other Authorized Committees**

<b>Purpose</b>	<b>Payee</b>	<b>Amount Spent</b>
Transfer	Catania 2010	<b>\$1,000.00</b>
	Chairman Gray Constituent Service Fund	<b>\$500.00</b>
	Fenty 2010	<b>\$1,000.00</b>
	Harry Thomas, Jr. Ward 5 Constituent Service	<b>\$400.00</b>
	Kwame for Chair	<b>\$1,500.00</b>
	Relect Cheh 2010	<b>\$500.00</b>
	Ward 4 Cares Constituent Fund	<b>\$250.00</b>
	Ward 5 Community Solutions Fund	<b>\$400.00</b>
	Yvette Alexander	<b>\$400.00</b>
	Yvette Alexander Constituents Fund	<b>\$400.00</b>
	Yvette Alexander's Constituent Service Fund	<b>\$400.00</b>
		<b>Total</b>
	<b>Grand Total</b>	<b>\$6,750.00</b>

**DISCLAIMER:** The information presented in the 2011 Biennial Report was taken directly from reports of receipts and expenditures filed by the candidates and political committees; afterward formatted into the applicable graphs and charts.

**Detailed Summary of Expenditures by Purpose for  
ABC of Metro Washington D.C. PAC**

**Refunds of Contributions**

<b>Purpose</b>	<b>Payee</b>	<b>Amount Spent</b>
Refund	ABC of Metro Washington	<b>\$25.00</b>
	<b>Total</b>	<b>\$25.00</b>
	<b>Grand Total</b>	<b>\$25.00</b>

**DISCLAIMER:** The information presented in the 2011 Biennial Report was taken directly from reports of receipts and expenditures filed by the candidates and political committees; afterward formatted into the applicable graphs and charts.

**TRANSFERS TO OTHER AUTHORIZED COMMITTEES**

ABC of Metro Washington D.C. PAC		Detailed Expenditures by Purpose	
Payee Name	Amount of Expenditure	Date of Expenditure	
<b>Transfer</b>			
Catania 2010	\$1,000.00	06/09/2010	
Chairman Gray Constituent Service Fund	\$500.00	12/01/2009	
Fenty 2010	\$1,000.00	12/01/2009	
Harry Thomas, Jr. Ward 5 Constituent Service	\$400.00	10/23/2009	
Kwame for Chair	\$1,500.00	09/02/2010	
Relect Cheh 2010	\$500.00	07/14/2010	
Ward 4 Cares Constituent Fund	\$250.00	07/29/2010	
Ward 5 Community Solutions Fund	\$400.00	10/20/2010	
Yvette Alexander	\$400.00	05/05/2010	
Yvette Alexander Constituents Fund	\$400.00	05/05/2010	
Yvette Alexander's Constituent Service Fund	\$400.00	04/10/2009	
	<b>Subtotal</b>	<b>\$6,750.00</b>	
	<b>Percentage of Total Expenditures</b>	<b>99.63%</b>	

**REFUNDS OF CONTRIBUTIONS**

ABC of Metro Washington D.C. PAC		Detailed Expenditures by Purpose	
Payee Name	Amount of Expenditure	Date of Expenditure	
<b>Refund</b>			
ABC of Metro Washington	\$25.00	07/10/2009	
	<b>Subtotal</b>	<b>\$25.00</b>	
	<b>Percentage of Total Expenditures</b>	<b>0.37%</b>	
	<b>Total</b>	<b>\$6,775.00</b>	

**DISCLAIMER:** The information presented in the 2011 Biennial Report was taken directly from reports of receipts and expenditures filed by the candidates and political committees; afterward formatted into the applicable graphs and charts.

**DC OFFICE OF CAMPAIGN FINANCE**

**2011 Biennial Report - Political Action Committees**

**ABC of Metro Washington D.C. PAC**

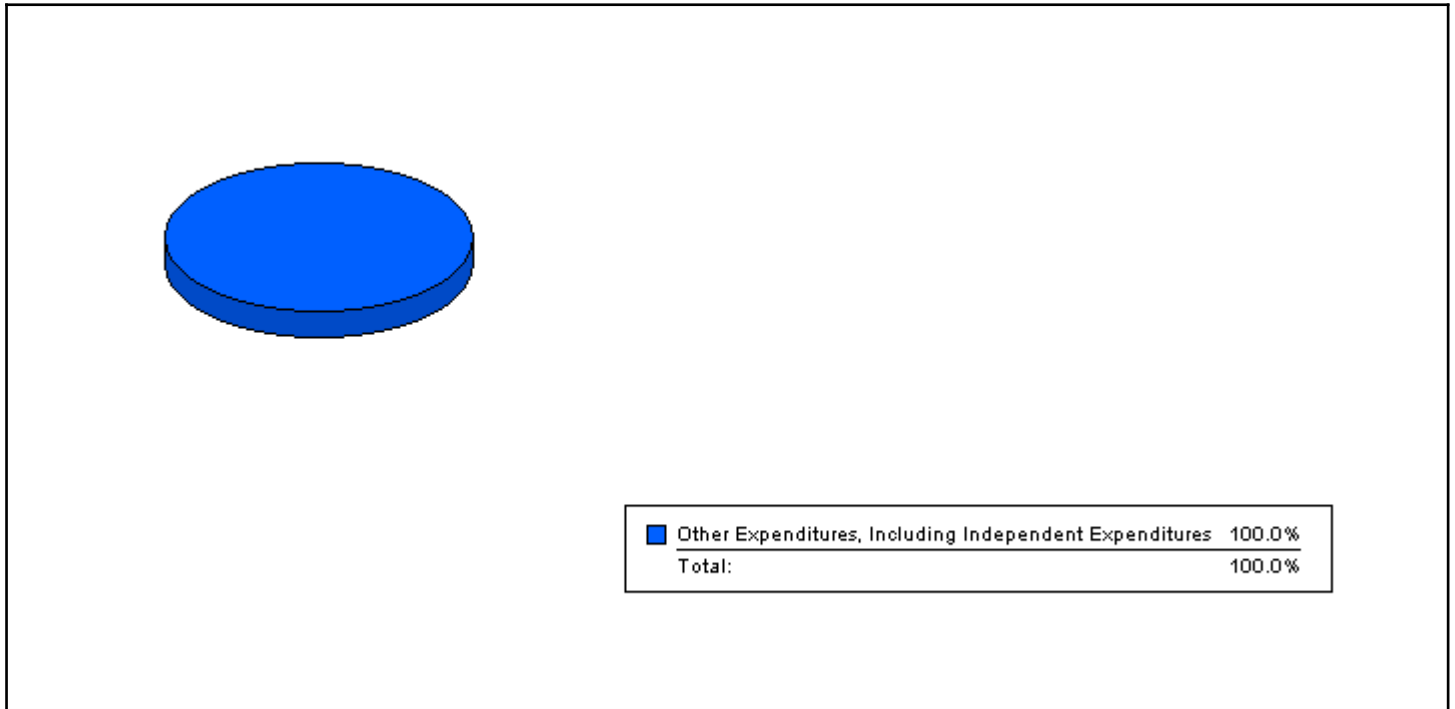
**No Contributions Available**

**DISCLAIMER:** The information presented in the 2011 Biennial Report was taken directly from reports of receipts and expenditures filed by the candidates and political committees; afterward formatted into the applicable graphs and charts.

# DC OFFICE OF CAMPAIGN FINANCE

## 2011 Biennial Report - Political Action Committees

### Summary of Expenditures by Purpose for BB&T District of Columbia PAC



Note: This Graph depicts the summary of the expenditures by purpose reported by BB&T District of Columbia PAC.

The expenditures are presented in percentage terms by General Operating Expenditures, Transfers to Other Authorized Political Committees, Loan Repayments, Refunds of Contributions, Other Expenditures, and Offsets to Receipts

- General Operating Expenditures may include each expenditure made for Accounting Services, Advertising, Bank Fees, Campaign Events/Fund Raising, Campaign Materials and Supplies, Candidate Loan Re-payment, Catering/Refreshments, Computer Supplies/Equipment, Consulting Services, Equipment Purchases/Rental, In-Kind, Office Maintenance, Office Rental, Office Supplies/Furniture, Other Loan Repayment, Petty Cash, Polling/Mailing Lists, Postage/Shipping/Courier Rates, Printing/Copying, Salary/Stipend, Telephone/Communication, Trash/Poster Removal, Travel/Vehicle Expense, Utility Expense, and other Expenses.
- Transfers to other Authorized Political Committees.
- Loan Repayments.
- Refunds of Contributions may include each contribution Refund to Individuals, Organizations, Political Party Committees, and other Political Committees (PACs).
- Other Expenditures may include all expenditures other than the afore-mentioned, which may include Independent Expenditures made by persons expressly advocating the election or defeat of a clearly identified candidate, which are made without cooperation or consultation with any candidate and/or authorized committee and/or agent of the candidate; Donations to Charities, Churches, Political Committees, Scholarship and Statehood Funds; Payments to the Internal Revenue Service and for Fines; and Tickets to Events.
- Offsets to Receipts may include Refunds, Rebates, Returned Checks, Non-Sufficient Fund Fees, and other Offsets to Operating Expenditures.

**DISCLAIMER:** The information presented in the 2011 Biennial Report was taken directly from reports of receipts and expenditures filed by the candidates and political committees; afterward formatted into the applicable graphs and charts.



**Summary of Expenditures by Purpose for  
BB&T District of Columbia PAC**

<b>Purpose</b>	<b>Total Expenditure</b>
Other Expenditures, Including Independent Expenditures	<b>\$2,250.00</b>
<b>Grand Total</b>	<b>\$2,250.00</b>

**DISCLAIMER:** The information presented in the 2011 Biennial Report was taken directly from reports of receipts and expenditures filed by the candidates and political committees; afterward formatted into the applicable graphs and charts.

**Detailed Summary of Expenditures by Purpose for  
BB&T District of Columbia PAC  
Other Expenditures, Including Independent Expenditures**

<b>Purpose</b>	<b>Payee</b>	<b>Amount Spent</b>
Contribution	Fenty, Adrian	<b>\$750.00</b>
	Gray , Vincent	<b>\$250.00</b>
	Vincent Gray for Mayor	<b>\$250.00</b>
	<b>Total</b>	<b>\$1,250.00</b>
Tickets to events	FENTY 2010	<b>\$1,000.00</b>
	<b>Total</b>	<b>\$1,000.00</b>
<b>Grand Total</b>		<b>\$2,250.00</b>

**DISCLAIMER:** The information presented in the 2011 Biennial Report was taken directly from reports of receipts and expenditures filed by the candidates and political committees; afterward formatted into the applicable graphs and charts.


**OTHER EXPENDITURES, INCLUDING INDEPENDENT EXPENDITURES**

BB&T District of Columbia PAC		Detailed Expenditures by Purpose	
Payee Name	Amount of Expenditure	Date of Expenditure	
<b>Contribution</b>			
Fenty, Adrian	\$750.00	06/15/2010	
Gray , Vincent	\$250.00	10/12/2010	
Vincent Gray for Mayor	\$250.00	10/12/2010	
<b>Tickets to events</b>			
FENTY 2010	\$1,000.00	07/17/2009	
	<b>Subtotal</b>	<b>\$2,250.00</b>	
	<b>Percentage of Total Expenditures</b>	<b>100.00%</b>	
	<b>Total</b>	<b>\$2,250.00</b>	

**DISCLAIMER:** The information presented in the 2011 Biennial Report was taken directly from reports of receipts and expenditures filed by the candidates and political committees; afterward formatted into the applicable graphs and charts.

**DC OFFICE OF CAMPAIGN FINANCE**  
**2011 Biennial Report - Political Action Committees**

**Summary of Contributions by Donor Type for  
BB&T District of Columbia PAC**



Note: This Graph depicts the summary of the contributions by donor categories reported by the BB&T District of Columbia PAC Principal Campaign Committee

The contributions are presented in percentage terms by donor categories, and may include each contribution received from Businesses, Corporations, Corporate Sponsored Political Action Committees, Individuals, Labor Sponsored Political Action Committees, Political Party Committees, Partnerships, and the Candidate. The summary may also note Other Receipts reported, such as Dividends, Interest, Refunds, and Rebates.

**DISCLAIMER:** The information presented in the 2011 Biennial Report was taken directly from reports of receipts and expenditures filed by the candidates and political committees; afterward formatted into the applicable graphs and charts.

**Summary of Contributions by Donor Type for  
BB&T District of Columbia PAC**

<b>Donor Type</b>	<b>Received</b>
Individual	\$1,236.28
<b>Grand Total</b>	<b>\$1,236.28</b>

**DISCLAIMER:** The information presented in the 2011 Biennial Report was taken directly from reports of receipts and expenditures filed by the candidates and political committees; afterward formatted into the applicable graphs and charts.

**Detailed Summary of Contributions by Donor Type for  
BB&T District of Columbia PAC**

<b>Donor Type</b>	<b>Name</b>	<b>Received</b>
Individual	Boswell, John	<b>\$245.00</b>
	Christopher, Lee	<b>\$160.00</b>
	Genya Lav Thomas, Elaan	<b>\$30.06</b>
	Hemsley, Elaan	<b>\$10.02</b>
	McRae, Christopher	<b>\$200.00</b>
	Pascal, Martin	<b>\$160.00</b>
	Rose, Jennifer	<b>\$431.20</b>
	<b>Total</b>	<b>\$1,236.28</b>
<b>Grand Total</b>		<b>\$1,236.28</b>

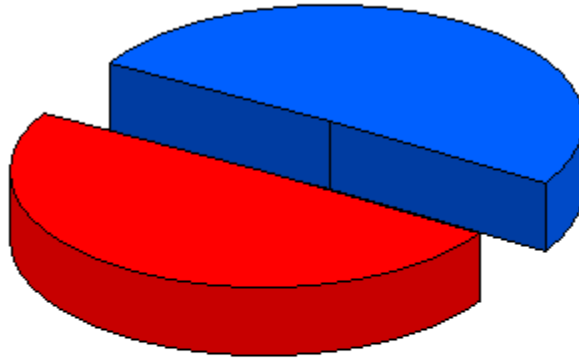
**DISCLAIMER:** The information presented in the 2011 Biennial Report was taken directly from reports of receipts and expenditures filed by the candidates and political committees; afterward formatted into the applicable graphs and charts.

Contributor Name	Amount	Date of Receipt
<b>Individual</b>		
Boswell, John	\$15.00	01/27/2009
Boswell, John	\$60.00	07/15/2009
Boswell, John	\$55.00	01/15/2010
Boswell, John	\$20.00	02/28/2010
Boswell, John	\$30.00	06/05/2010
Boswell, John	\$20.00	07/31/2010
Boswell, John	\$20.00	10/05/2010
Boswell, John	\$5.00	10/15/2010
Boswell, John	\$20.00	12/05/2010
Christopher, Lee	\$160.00	01/15/2009
Genya Lav Thomas, Elaan	\$30.06	05/13/2009
Hemsley, Elaan	\$10.02	01/27/2009
McRae, Christopher	\$200.00	11/25/2009
Pascal, Martin	\$160.00	11/19/2010
Rose, Jennifer	\$26.40	01/27/2009
Rose, Jennifer	\$105.60	07/15/2009
Rose, Jennifer	\$96.80	01/15/2010
Rose, Jennifer	\$35.20	02/28/2010
Rose, Jennifer	\$52.80	06/05/2010
Rose, Jennifer	\$35.20	07/31/2010
Rose, Jennifer	\$35.20	10/05/2010
Rose, Jennifer	\$8.80	10/15/2010
Rose, Jennifer	\$35.20	12/05/2010
	<b>Subtotal</b>	<b>\$1,236.28</b>
	<b>Percentage of Total Contributions</b>	<b>100.00%</b>
	<b>Total</b>	<b>\$1,236.28</b>

**DISCLAIMER:** The information presented in the 2011 Biennial Report was taken directly from reports of receipts and expenditures filed by the candidates and political committees; afterward formatted into the applicable graphs and charts.

**DC OFFICE OF CAMPAIGN FINANCE**  
**2011 Biennial Report - Political Action Committees**

**Summary of Contributions by Amount for  
BB&T District of Columbia PAC**



Contributions Greater than or equal to \$100 but less than \$250	50.6%
Contributions Less than \$100	49.4%
Total:	100.0%

Note: This Graph depicts the summary of the contributions dollar amount reported by the BB&T District of Columbia PAC Principal Campaign Committee

The contributions are presented in percentage terms in dollar amount, by the size of the contribution, including contribution greater than \$2000; contributions greater than or equal to \$1000 but less than or equal to \$2000; contributions greater than or equal to \$500 but less than or equal to \$1000; contributions greater than or equal to \$250 but less than or equal to \$500; contributions greater than or equal to \$100 but less than or equal to \$250; and contributions less than \$100.

**DISCLAIMER:** The information presented in the 2011 Biennial Report was taken directly from reports of receipts and expenditures filed by the candidates and political committees; afterward formatted into the applicable graphs and charts.



**Summary of Contributions by Amount for  
BB&T District of Columbia PAC**

<b>Denomination Type</b>	<b>Amount Received</b>
Contributions greater than or equal to \$100 but less than \$250	<b>\$625.60</b>
Contributions less than \$100	<b>\$610.68</b>
<b>Grand Total</b>	<b>\$1,236.28</b>

**DISCLAIMER:** The information presented in the 2011 Biennial Report was taken directly from reports of receipts and expenditures filed by the candidates and political committees; afterward formatted into the applicable graphs and charts.

## Detailed Summary of Contributions by Amount for BB&T District of Columbia PAC

Denomination Type	Name	Received
Contributions greater than or equal to \$100 but less than \$250	Christopher, Lee	\$160.00
	McRae, Christopher	\$200.00
	Pascal, Martin	\$160.00
	Rose, Jennifer	\$105.60
	Total	<b>\$625.60</b>
Contributions less than \$100	Boswell, John	\$15.00
	Boswell, John	\$60.00
	Boswell, John	\$55.00
	Boswell, John	\$20.00
	Boswell, John	\$30.00
	Boswell, John	\$20.00
	Boswell, John	\$20.00
	Boswell, John	\$5.00
	Boswell, John	\$20.00
	Genya Lav Thomas, Elaan	\$30.06
	Hemsley, Elaan	\$10.02
	Rose, Jennifer	\$26.40
	Rose, Jennifer	\$96.80
	Rose, Jennifer	\$35.20
	Rose, Jennifer	\$52.80
	Rose, Jennifer	\$35.20
	Rose, Jennifer	\$35.20
	Rose, Jennifer	\$8.80
	Rose, Jennifer	\$35.20
	Total	<b>\$610.68</b>
<b>Grand Total</b>		<b>\$1,236.28</b>

**DISCLAIMER:** The information presented in the 2011 Biennial Report was taken directly from reports of receipts and expenditures filed by the candidates and political committees; afterward formatted into the applicable graphs and charts.

Contributor Name	Amount	Type of Contributor	Date of Receipt
------------------	--------	---------------------	-----------------

**Contributions Greater than or equal to \$100 but less than \$250**

Christopher, Lee	\$160.00	Individual	01/15/2009
McRae, Christopher	\$200.00	Individual	11/25/2009
Pascal, Martin	\$160.00	Individual	11/19/2010
Rose, Jennifer	\$105.60	Individual	07/15/2009

<b>Subtotal</b>	<b>\$625.60</b>		
-----------------	-----------------	--	--

<b>Percentage of Total Contributions</b>	<b>50.60%</b>		
--	---------------	--	--

Contributor Name	Amount	Type of Contributor	Date of Receipt
------------------	--------	---------------------	-----------------

**Contributions Less than \$100**

Boswell, John	\$15.00	Individual	01/27/2009
Boswell, John	\$60.00	Individual	07/15/2009
Boswell, John	\$55.00	Individual	01/15/2010
Boswell, John	\$20.00	Individual	02/28/2010
Boswell, John	\$30.00	Individual	06/05/2010
Boswell, John	\$20.00	Individual	07/31/2010
Boswell, John	\$20.00	Individual	10/05/2010
Boswell, John	\$5.00	Individual	10/15/2010
Boswell, John	\$20.00	Individual	12/05/2010
Genya Lav Thomas, Elaan	\$30.06	Individual	05/13/2009
Hemsley, Elaan	\$10.02	Individual	01/27/2009
Rose, Jennifer	\$26.40	Individual	01/27/2009
Rose, Jennifer	\$96.80	Individual	01/15/2010
Rose, Jennifer	\$35.20	Individual	02/28/2010
Rose, Jennifer	\$52.80	Individual	06/05/2010
Rose, Jennifer	\$35.20	Individual	07/31/2010
Rose, Jennifer	\$35.20	Individual	10/05/2010
Rose, Jennifer	\$8.80	Individual	10/15/2010
Rose, Jennifer	\$35.20	Individual	12/05/2010

<b>Subtotal</b>	<b>\$610.68</b>		
-----------------	-----------------	--	--

<b>Percentage of Total Contributions</b>	<b>49.40%</b>		
--	---------------	--	--

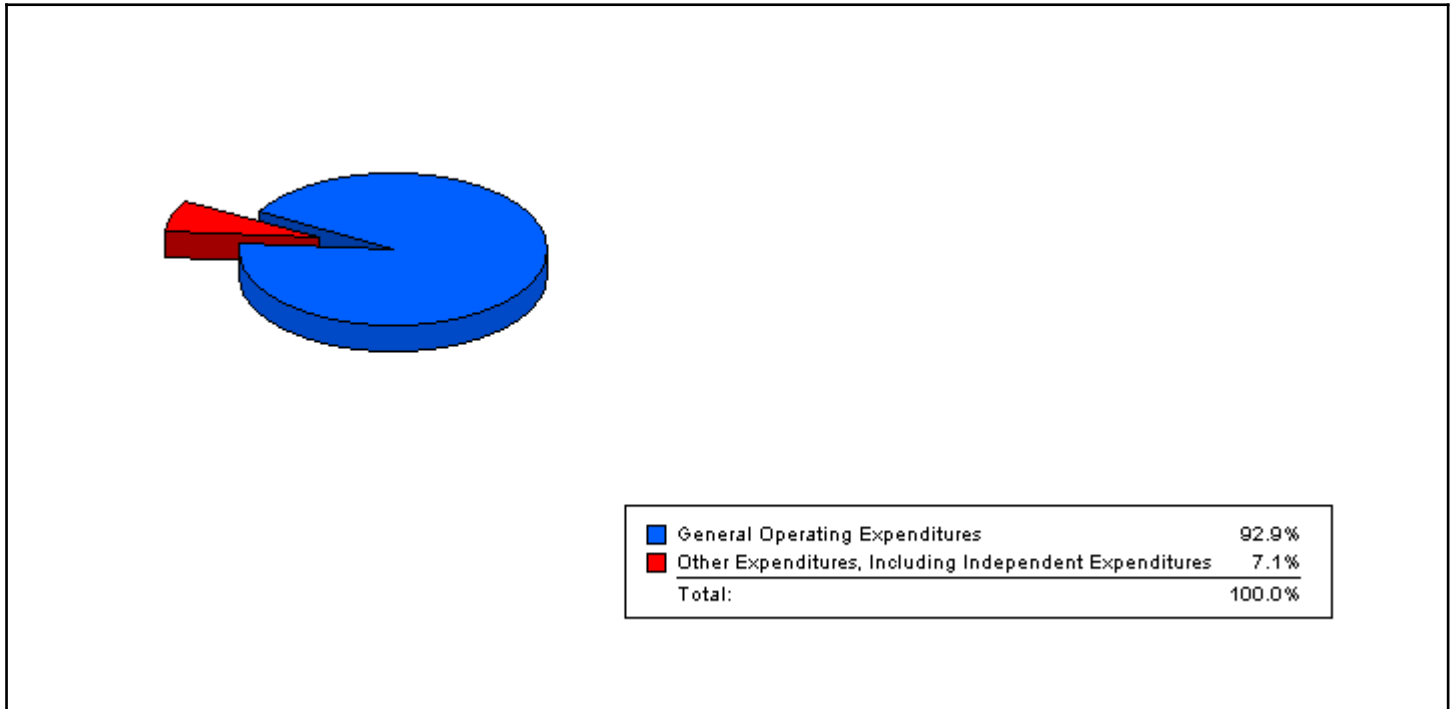
<b>Total</b>	<b>\$1,236.28</b>		
--------------	-------------------	--	--

**DISCLAIMER:** The information presented in the 2011 Biennial Report was taken directly from reports of receipts and expenditures filed by the candidates and political committees; afterward formatted into the applicable graphs and charts.

# DC OFFICE OF CAMPAIGN FINANCE

## 2011 Biennial Report - Political Action Committees

### Summary of Expenditures by Purpose for BUD'S PAC



Note: This Graph depicts the summary of the expenditures by purpose reported by BUD'S PAC.

The expenditures are presented in percentage terms by General Operating Expenditures, Transfers to Other Authorized Political Committees, Loan Repayments, Refunds of Contributions, Other Expenditures, and Offsets to Receipts

- General Operating Expenditures may include each expenditure made for Accounting Services, Advertising, Bank Fees, Campaign Events/Fund Raising, Campaign Materials and Supplies, Candidate Loan Re-payment, Catering/Refreshments, Computer Supplies/Equipment, Consulting Services, Equipment Purchases/Rental, In-Kind, Office Maintenance, Office Rental, Office Supplies/Furniture, Other Loan Repayment, Petty Cash, Polling/Mailing Lists, Postage/Shipping/Courier Rates, Printing/Copying, Salary/Stipend, Telephone/Communication, Trash/Poster Removal, Travel/Vehicle Expense, Utility Expense, and other Expenses.
- Transfers to other Authorized Political Committees.
- Loan Repayments.
- Refunds of Contributions may include each contribution Refund to Individuals, Organizations, Political Party Committees, and other Political Committees (PACs).
- Other Expenditures may include all expenditures other than the afore-mentioned, which may include Independent Expenditures made by persons expressly advocating the election or defeat of a clearly identified candidate, which are made without cooperation or consultation with any candidate and/or authorized committee and/or agent of the candidate; Donations to Charities, Churches, Political Committees, Scholarship and Statehood Funds; Payments to the Internal Revenue Service and for Fines; and Tickets to Events.
- Offsets to Receipts may include Refunds, Rebates, Returned Checks, Non-Sufficient Fund Fees, and other Offsets to Operating Expenditures.

**DISCLAIMER:** The information presented in the 2011 Biennial Report was taken directly from reports of receipts and expenditures filed by the candidates and political committees; afterward formatted into the applicable graphs and charts.

**Summary of Expenditures by Purpose for  
BUD'S PAC**

<b>Purpose</b>	<b>Total Expenditure</b>
General Operating Expenditures	<b>\$77,520.00</b>
Other Expenditures, Including Independent Expenditures	<b>\$5,900.00</b>
<b>Grand Total</b>	<b>\$83,420.00</b>

**DISCLAIMER:** The information presented in the 2011 Biennial Report was taken directly from reports of receipts and expenditures filed by the candidates and political committees; afterward formatted into the applicable graphs and charts.

## General Operating Expenditures

<b>Purpose</b>	<b>Total Expenditures</b>
Advertising	\$11,520.00
Computer Expenses	\$11,000.00
In-Kind	\$6,000.00
Polling/Mailing List	\$49,000.00
<b>Total</b>	<b>\$77,520.00</b>

**DISCLAIMER:** The information presented in the 2011 Biennial Report was taken directly from reports of receipts and expenditures filed by the candidates and political committees; afterward formatted into the applicable graphs and charts.

**Detailed Summary of Expenditures by Purpose for  
BUD'S PAC  
General Operating Expenditures**

<b>Purpose</b>	<b>Payee</b>	<b>Amount Spent</b>
Advertising	Comcast Spotlight	<b>\$10,020.00</b>
	Current Communications	<b>\$1,500.00</b>
	<b>Total</b>	<b>\$11,520.00</b>
Computer Expenses	Aristotle International, Inc.	<b>\$3,000.00</b>
	Successful Capitol Strategies	<b>\$8,000.00</b>
	<b>Total</b>	<b>\$11,000.00</b>
In-Kind	DC Chamber PAC	<b>\$1,000.00</b>
	Mendelson for Council	<b>\$1,000.00</b>
	Pete Shumlin for Governor	<b>\$2,000.00</b>
	Vince Gray for Mayor	<b>\$2,000.00</b>
	<b>Total</b>	<b>\$6,000.00</b>
Polling/Mailing List	Successful Capitol Strategies	<b>\$15,000.00</b>
	Successful Capitol Strategies	<b>\$12,000.00</b>
	Successful Capital Strategies, LLC	<b>\$12,000.00</b>
	Successful Capital Strategies, LLC.	<b>\$10,000.00</b>
	<b>Total</b>	<b>\$49,000.00</b>
<b>Grand Total</b>		<b>\$77,520.00</b>

**DISCLAIMER:** The information presented in the 2011 Biennial Report was taken directly from reports of receipts and expenditures filed by the candidates and political committees; afterward formatted into the applicable graphs and charts.

**Detailed Summary of Expenditures by Purpose for  
BUD'S PAC**

**Other Expenditures, Including Independent Expenditures**

<b>Purpose</b>	<b>Payee</b>	<b>Amount Spent</b>
Contribution	Catania 2010	<b>\$1,000.00</b>
	Latania 2010	<b>\$1,000.00</b>
	Orange for Chair	<b>\$1,000.00</b>
	Thomas 2010	<b>\$500.00</b>
	<b>Total</b>	<b>\$3,500.00</b>
Donation to Charities	Evans Constituent Service Fund	<b>\$400.00</b>
	National Congress of Black Women	<b>\$2,000.00</b>
	<b>Total</b>	<b>\$2,400.00</b>
<b>Grand Total</b>		<b>\$5,900.00</b>

**DISCLAIMER:** The information presented in the 2011 Biennial Report was taken directly from reports of receipts and expenditures filed by the candidates and political committees; afterward formatted into the applicable graphs and charts.



**GENERAL OPERATING EXPENDITURES**

BUD'S PAC		Detailed Expenditures by Purpose	
Payee Name	Amount of Expenditure	Date of Expenditure	
<b>Advertising</b>			
Comcast Spotlight	\$10,020.00	09/02/2010	
Current Communications	\$1,500.00	09/02/2010	
<b>Computer Expenses</b>			
Aristotle International, Inc.	\$3,000.00	05/04/2009	
Successful Capitol Strategies	\$8,000.00	12/11/2009	
<b>In-Kind</b>			
DC Chamber PAC	\$1,000.00	08/31/2010	
Mendelson for Council	\$1,000.00	09/12/2010	
Pete Shumlin for Governor	\$2,000.00	10/02/2010	
Vince Gray for Mayor	\$2,000.00	08/18/2010	
<b>Polling/Mailing List</b>			
Successful Capitol Strategies	\$15,000.00	07/30/2010	
Successful Capitol Strategies	\$12,000.00	08/03/2009	
Successful Capital Strategies, LLC	\$12,000.00	07/01/2009	
Sucessful Capital Strategies, LLC.	\$10,000.00	04/19/2010	
	<b>Subtotal</b>	<b>\$77,520.00</b>	
	<b>Percentage of Total Expenditures</b>	<b>92.93%</b>	

**DISCLAIMER:** The information presented in the 2011 Biennial Report was taken directly from reports of receipts and expenditures filed by the candidates and political committees; afterward formatted into the applicable graphs and charts.


**OTHER EXPENDITURES, INCLUDING INDEPENDENT EXPENDITURES**

BUD'S PAC		Detailed Expenditures by Purpose	
Payee Name	Amount of Expenditure	Date of Expenditure	
<b>Contribution</b>			
Catania 2010	\$1,000.00	02/01/2010	
Latania 2010	\$1,000.00	11/01/2010	
Orange for Chair	\$1,000.00	11/01/2010	
Thomas 2010	\$500.00	02/01/2010	
<b>Donation to Charities</b>			
Evans Constituent Service Fund	\$400.00	02/11/2009	
National Congress of Black Women	\$2,000.00	02/11/2009	
	<b>Subtotal</b>	<b>\$5,900.00</b>	
	<b>Percentage of Total Expenditures</b>	<b>7.07%</b>	
	<b>Total</b>	<b>\$83,420.00</b>	

**DISCLAIMER:** The information presented in the 2011 Biennial Report was taken directly from reports of receipts and expenditures filed by the candidates and political committees; afterward formatted into the applicable graphs and charts.

**DC OFFICE OF CAMPAIGN FINANCE**  
**2011 Biennial Report - Political Action Committees**

**Summary of Contributions by Donor Type for  
BUD'S PAC**



Note: This Graph depicts the summary of the contributions by donor categories reported by the BUD'S PAC Principal Campaign Committee

The contributions are presented in percentage terms by donor categories, and may include each contribution received from Businesses, Corporations, Corporate Sponsored Political Action Committees, Individuals, Labor Sponsored Political Action Committees, Political Party Committees, Partnerships, and the Candidate. The summary may also note Other Receipts reported, such as Dividends, Interest, Refunds, and Rebates.

**DISCLAIMER:** The information presented in the 2011 Biennial Report was taken directly from reports of receipts and expenditures filed by the candidates and political committees; afterward formatted into the applicable graphs and charts.

**Summary of Contributions by Donor Type for  
BUD'S PAC**

<b>Donor Type</b>	<b>Received</b>
	<b>\$20,000.00</b>
Corporation	<b>\$1,000.00</b>
Individual	<b>\$89,000.00</b>
<b>Grand Total</b>	<b>\$110,000.00</b>

**DISCLAIMER:** The information presented in the 2011 Biennial Report was taken directly from reports of receipts and expenditures filed by the candidates and political committees; afterward formatted into the applicable graphs and charts.

**Detailed Summary of Contributions by Donor Type for  
BUD'S PAC**

<b>Donor Type</b>	<b>Name</b>	<b>Received</b>
	Food Service PAC 111	<b>\$5,000.00</b>
	Metro Washington PAC	<b>\$5,000.00</b>
	Washington DC Realtors, PAC	<b>\$10,000.00</b>
	<b>Total</b>	<b>\$20,000.00</b>
Corporation	Law Office Andrew Kline	<b>\$1,000.00</b>
	<b>Total</b>	<b>\$1,000.00</b>
Individual	Carr, Kate	<b>\$1,000.00</b>
	Doggett, Cherrie	<b>\$50,000.00</b>
	Lyon, Jack	<b>\$5,000.00</b>
	McMahon, John	<b>\$30,000.00</b>
	Trohey, Mark	<b>\$3,000.00</b>
	<b>Total</b>	<b>\$89,000.00</b>
<b>Grand Total</b>		<b>\$110,000.00</b>

**DISCLAIMER:** The information presented in the 2011 Biennial Report was taken directly from reports of receipts and expenditures filed by the candidates and political committees; afterward formatted into the applicable graphs and charts.

BUD'S PAC		Detailed Contributions by Donor Type	
Contributor Name	Amount	Date of Receipt	
Food Service PAC 111	\$5,000.00	07/27/2009	
Metro Washington PAC	\$5,000.00	07/01/2009	
Washington DC Realtors, PAC	\$10,000.00	07/06/2009	
	<b>Subtotal</b>	<b>\$20,000.00</b>	
	<b>Percentage of Total Contributions</b>	<b>18.18%</b>	

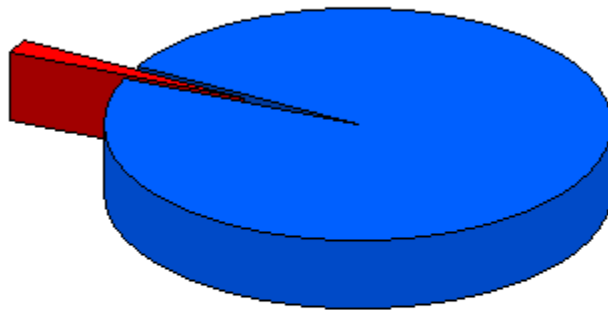
BUD'S PAC		Detailed Contributions by Donor Type	
Contributor Name	Amount	Date of Receipt	
<b>Corporation</b>			
Law Office Andrew Kline	\$1,000.00	07/15/2009	
	<b>Subtotal</b>	<b>\$1,000.00</b>	
	<b>Percentage of Total Contributions</b>	<b>0.91%</b>	

BUD'S PAC		Detailed Contributions by Donor Type	
Contributor Name	Amount	Date of Receipt	
<b>Individual</b>			
Carr, Kate	\$1,000.00	09/16/2010	
Doggett, Cherrie	\$25,000.00	06/26/2009	
Doggett, Cherrie	\$25,000.00	12/29/2009	
Lyon, Jack	\$5,000.00	10/08/2010	
McMahon, John	\$5,000.00	06/22/2009	
McMahon, John	\$25,000.00	12/29/2009	
Trohey, Mark	\$3,000.00	11/04/2010	
	<b>Subtotal</b>	<b>\$89,000.00</b>	
	<b>Percentage of Total Contributions</b>	<b>80.91%</b>	
	<b>Total</b>	<b>\$110,000.00</b>	

**DISCLAIMER:** The information presented in the 2011 Biennial Report was taken directly from reports of receipts and expenditures filed by the candidates and political committees; afterward formatted into the applicable graphs and charts.

**DC OFFICE OF CAMPAIGN FINANCE**  
**2011 Biennial Report - Political Action Committees**

**Summary of Contributions by Amount for  
BUD'S PAC**



Contributions Greater than \$2000	98.2%
Contributions greater or equal to \$1000 but less or equal to \$2000	1.8%
Total:	100.0%

Note: This Graph depicts the summary of the contributions dollar amount reported by the BUD'S PAC Principal Campaign Committee

The contributions are presented in percentage terms in dollar amount, by the size of the contribution, including contribution greater than \$2000; contributions greater than or equal to \$1000 but less than or equal to \$2000; contributions greater than or equal to \$500 but less than or equal to \$1000; contributions greater than or equal to \$250 but less than or equal to \$500; contributions greater than or equal to \$100 but less than or equal to \$250; and contributions less than \$100.

**DISCLAIMER:** The information presented in the 2011 Biennial Report was taken directly from reports of receipts and expenditures filed by the candidates and political committees; afterward formatted into the applicable graphs and charts.

## Summary of Contributions by Amount for BUD'S PAC

<b>Denomination Type</b>	<b>Amount Received</b>
Contributions Greater than \$2000	<b>\$108,000.00</b>
Contributions greater or equal to \$1000 but less or equal to \$2000	<b>\$2,000.00</b>
<b>Grand Total</b>	<b>\$110,000.00</b>

**DISCLAIMER:** The information presented in the 2011 Biennial Report was taken directly from reports of receipts and expenditures filed by the candidates and political committees; afterward formatted into the applicable graphs and charts.



## Detailed Summary of Contributions by Amount for BUD'S PAC

Denomination Type	Name	Received
Contributions Greater than \$2000	Doggett, Cherrie	\$25,000.00
	Doggett, Cherrie	\$25,000.00
	Food Service PAC 111	\$5,000.00
	Lyon, Jack	\$5,000.00
	McMahon, John	\$5,000.00
	McMahon, John	\$25,000.00
	Metro Washington PAC	\$5,000.00
	Trohey, Mark	\$3,000.00
	Washington DC Realtors, PAC	\$10,000.00
	Total	\$108,000.00
Contributions greater or equal to \$1000 but less or equal to \$2000	Carr, Kate	\$1,000.00
	Law Office Andrew Kline	\$1,000.00
	Total	\$2,000.00
<b>Grand Total</b>		<b>\$110,000.00</b>

**DISCLAIMER:** The information presented in the 2011 Biennial Report was taken directly from reports of receipts and expenditures filed by the candidates and political committees; afterward formatted into the applicable graphs and charts.

Contributor Name	Amount	Type of Contributor	Date of Receipt
------------------	--------	---------------------	-----------------

**Contributions Greater than \$2000**

Doggett, Cherrie	\$25,000.00	Individual	06/26/2009
Doggett, Cherrie	\$25,000.00	Individual	12/29/2009
Food Service PAC 111	\$5,000.00		07/27/2009
Lyon, Jack	\$5,000.00	Individual	10/08/2010
McMahon, John	\$5,000.00	Individual	06/22/2009
McMahon, John	\$25,000.00	Individual	12/29/2009
Metro Washington PAC	\$5,000.00		07/01/2009
Trohey, Mark	\$3,000.00	Individual	11/04/2010
Washington DC Realtors, PAC	\$10,000.00		07/06/2009

**Subtotal** **\$108,000.00**

**Percentage of Total Contributions** **98.18%**

Contributor Name	Amount	Type of Contributor	Date of Receipt
------------------	--------	---------------------	-----------------

**Contributions greater or equal to \$1000 but less or equal to \$2000**

Carr, Kate	\$1,000.00	Individual	09/16/2010
Law Office Andrew Kline	\$1,000.00	Corporation	07/15/2009

**Subtotal** **\$2,000.00**

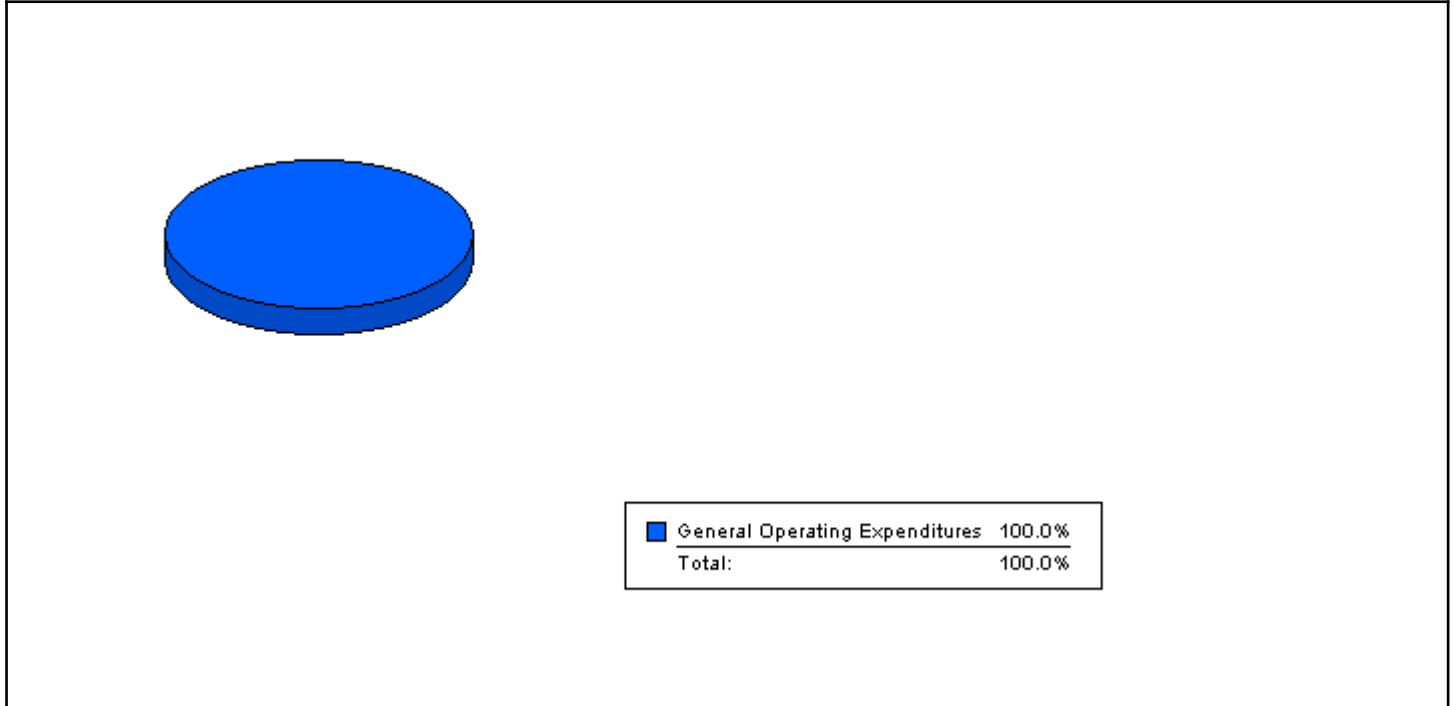
**Percentage of Total Contributions** **1.82%**

**Total** **\$110,000.00**

# DC OFFICE OF CAMPAIGN FINANCE

## 2011 Biennial Report - Political Action Committees

### Summary of Expenditures by Purpose for Business Leaders Political Action Committee



Note: This Graph depicts the summary of the expenditures by purpose reported by Business Leaders Political Action Committee.

The expenditures are presented in percentage terms by General Operating Expenditures, Transfers to Other Authorized Political Committees, Loan Repayments, Refunds of Contributions, Other Expenditures, and Offsets to Receipts

- General Operating Expenditures may include each expenditure made for Accounting Services, Advertising, Bank Fees, Campaign Events/Fund Raising, Campaign Materials and Supplies, Candidate Loan Re-payment, Catering/Refreshments, Computer Supplies/Equipment, Consulting Services, Equipment Purchases/Rental, In-Kind, Office Maintenance, Office Rental, Office Supplies/Furniture, Other Loan Repayment, Petty Cash, Polling/Mailing Lists, Postage/Shipping/Courier Rates, Printing/Copying, Salary/Stipend, Telephone/Communication, Trash/Poster Removal, Travel/Vehicle Expense, Utility Expense, and other Expenses.
- Transfers to other Authorized Political Committees.
- Loan Repayments.
- Refunds of Contributions may include each contribution Refund to Individuals, Organizations, Political Party Committees, and other Political Committees (PACs).
- Other Expenditures may include all expenditures other than the afore-mentioned, which may include Independent Expenditures made by persons expressly advocating the election or defeat of a clearly identified candidate, which are made without cooperation or consultation with any candidate and/or authorized committee and/or agent of the candidate; Donations to Charities, Churches, Political Committees, Scholarship and Statehood Funds; Payments to the Internal Revenue Service and for Fines; and Tickets to Events.
- Offsets to Receipts may include Refunds, Rebates, Returned Checks, Non-Sufficient Fund Fees, and other Offsets to Operating Expenditures.

**DISCLAIMER:** The information presented in the 2011 Biennial Report was taken directly from reports of receipts and expenditures filed by the candidates and political committees; afterward formatted into the applicable graphs and charts.

**Summary of Expenditures by Purpose for  
Business Leaders Political Action Committee**

<b>Purpose</b>	<b>Total Expenditure</b>
General Operating Expenditures	<b>\$3.52</b>
<b>Grand Total</b>	<b>\$3.52</b>

**DISCLAIMER:** The information presented in the 2011 Biennial Report was taken directly from reports of receipts and expenditures filed by the candidates and political committees; afterward formatted into the applicable graphs and charts.

## General Operating Expenditures

Purpose	Total Expenditures
Bank Fees	\$3.52
<b>Total</b>	<b>\$3.52</b>

**DISCLAIMER:** The information presented in the 2011 Biennial Report was taken directly from reports of receipts and expenditures filed by the candidates and political committees; afterward formatted into the applicable graphs and charts.

**Detailed Summary of Expenditures by Purpose for  
Business Leaders Political Action Committee  
General Operating Expenditures**

<b>Purpose</b>	<b>Payee</b>	<b>Amount Spent</b>
Bank Fees	Independence Bank	<b>\$3.52</b>
	<b>Total</b>	<b>\$3.52</b>
	<b>Grand Total</b>	<b>\$3.52</b>

**DISCLAIMER:** The information presented in the 2011 Biennial Report was taken directly from reports of receipts and expenditures filed by the candidates and political committees; afterward formatted into the applicable graphs and charts.

**GENERAL OPERATING EXPENDITURES**

Business Leaders Political Action Committee		Detailed Expenditures by Purpose	
Payee Name	Amount of Expenditure	Date of Expenditure	
<b>Bank Fees</b>			
Independence Bank	\$3.52	01/01/2009	
	<b>Subtotal</b>	<b>\$3.52</b>	
	<b>Percentage of Total Expenditures</b>	<b>100.00%</b>	
	<b>Total</b>	<b>\$3.52</b>	

**DISCLAIMER:** The information presented in the 2011 Biennial Report was taken directly from reports of receipts and expenditures filed by the candidates and political committees; afterward formatted into the applicable graphs and charts.

**DC OFFICE OF CAMPAIGN FINANCE**

**2011 Biennial Report - Political Action Committees**

**Business Leaders Political Action Committee**

**No Contributions Available**

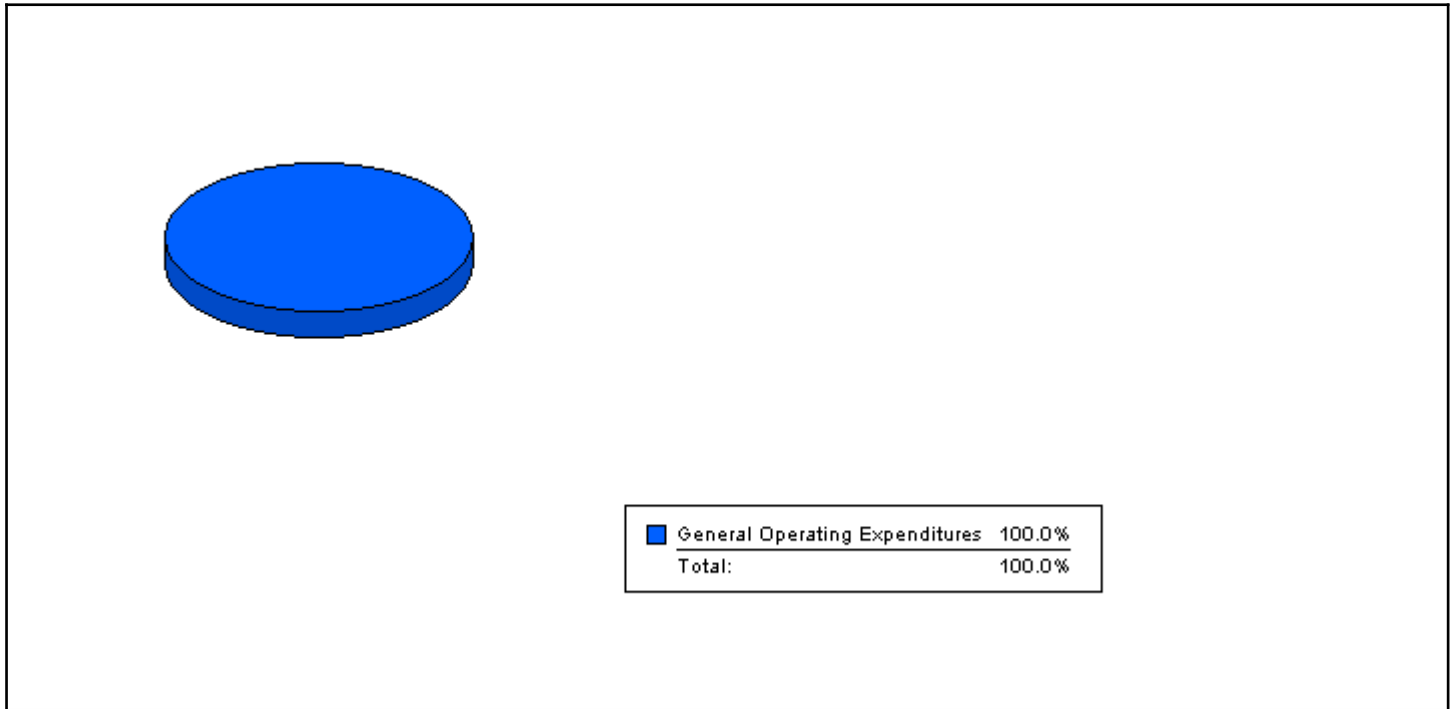
**DISCLAIMER:** The information presented in the 2011 Biennial Report was taken directly from reports of receipts and expenditures filed by the candidates and political committees; afterward formatted into the applicable graphs and charts.



# DC OFFICE OF CAMPAIGN FINANCE

## 2011 Biennial Report - Political Action Committees

### Summary of Expenditures by Purpose for Cable Television PAC - District of Columbia



Note: This Graph depicts the summary of the expenditures by purpose reported by Cable Television PAC - District of Columbia.

The expenditures are presented in percentage terms by General Operating Expenditures, Transfers to Other Authorized Political Committees, Loan Repayments, Refunds of Contributions, Other Expenditures, and Offsets to Receipts

- General Operating Expenditures may include each expenditure made for Accounting Services, Advertising, Bank Fees, Campaign Events/Fund Raising, Campaign Materials and Supplies, Candidate Loan Re-payment, Catering/Refreshments, Computer Supplies/Equipment, Consulting Services, Equipment Purchases/Rental, In-Kind, Office Maintenance, Office Rental, Office Supplies/Furniture, Other Loan Repayment, Petty Cash, Polling/Mailing Lists, Postage/Shipping/Courier Rates, Printing/Copying, Salary/Stipend, Telephone/Communication, Trash/Poster Removal, Travel/Vehicle Expense, Utility Expense, and other Expenses.
- Transfers to other Authorized Political Committees.
- Loan Repayments.
- Refunds of Contributions may include each contribution Refund to Individuals, Organizations, Political Party Committees, and other Political Committees (PACs).
- Other Expenditures may include all expenditures other than the afore-mentioned, which may include Independent Expenditures made by persons expressly advocating the election or defeat of a clearly identified candidate, which are made without cooperation or consultation with any candidate and/or authorized committee and/or agent of the candidate; Donations to Charities, Churches, Political Committees, Scholarship and Statehood Funds; Payments to the Internal Revenue Service and for Fines; and Tickets to Events.
- Offsets to Receipts may include Refunds, Rebates, Returned Checks, Non-Sufficient Fund Fees, and other Offsets to Operating Expenditures.

**DISCLAIMER:** The information presented in the 2011 Biennial Report was taken directly from reports of receipts and expenditures filed by the candidates and political committees; afterward formatted into the applicable graphs and charts.

**Summary of Expenditures by Purpose for  
Cable Television PAC - District of Columbia**

<b>Purpose</b>	<b>Total Expenditure</b>
General Operating Expenditures	\$65.64
<b>Grand Total</b>	<b>\$65.64</b>

**DISCLAIMER:** The information presented in the 2011 Biennial Report was taken directly from reports of receipts and expenditures filed by the candidates and political committees; afterward formatted into the applicable graphs and charts.

## General Operating Expenditures

Purpose	Total Expenditures
Bank Fees	\$65.64
<b>Total</b>	<b>\$65.64</b>

**DISCLAIMER:** The information presented in the 2011 Biennial Report was taken directly from reports of receipts and expenditures filed by the candidates and political committees; afterward formatted into the applicable graphs and charts.

**Detailed Summary of Expenditures by Purpose for  
Cable Television PAC - District of Columbia  
General Operating Expenditures**

<b>Purpose</b>	<b>Payee</b>	<b>Amount Spent</b>
Bank Fees	M&T Bank	<b>\$65.64</b>
	<b>Total</b>	<b>\$65.64</b>
	<b>Grand Total</b>	<b>\$65.64</b>

**DISCLAIMER:** The information presented in the 2011 Biennial Report was taken directly from reports of receipts and expenditures filed by the candidates and political committees; afterward formatted into the applicable graphs and charts.

**GENERAL OPERATING EXPENDITURES**

Cable Television PAC - District of Columbia		Detailed Expenditures by Purpose	
Payee Name	Amount of Expenditure	Date of Expenditure	
<b>Bank Fees</b>			
M&T Bank	\$19.99	03/09/2009	
M&T Bank	\$19.97	02/09/2009	
M&T Bank	\$19.96	02/01/2009	
M&T Bank	\$5.72	04/09/2009	
	<b>Subtotal</b>	<b>\$65.64</b>	
	<b>Percentage of Total Expenditures</b>	<b>100.00%</b>	
	<b>Total</b>	<b>\$65.64</b>	

**DISCLAIMER:** The information presented in the 2011 Biennial Report was taken directly from reports of receipts and expenditures filed by the candidates and political committees; afterward formatted into the applicable graphs and charts.

**DC OFFICE OF CAMPAIGN FINANCE**

**2011 Biennial Report - Political Action Committees**

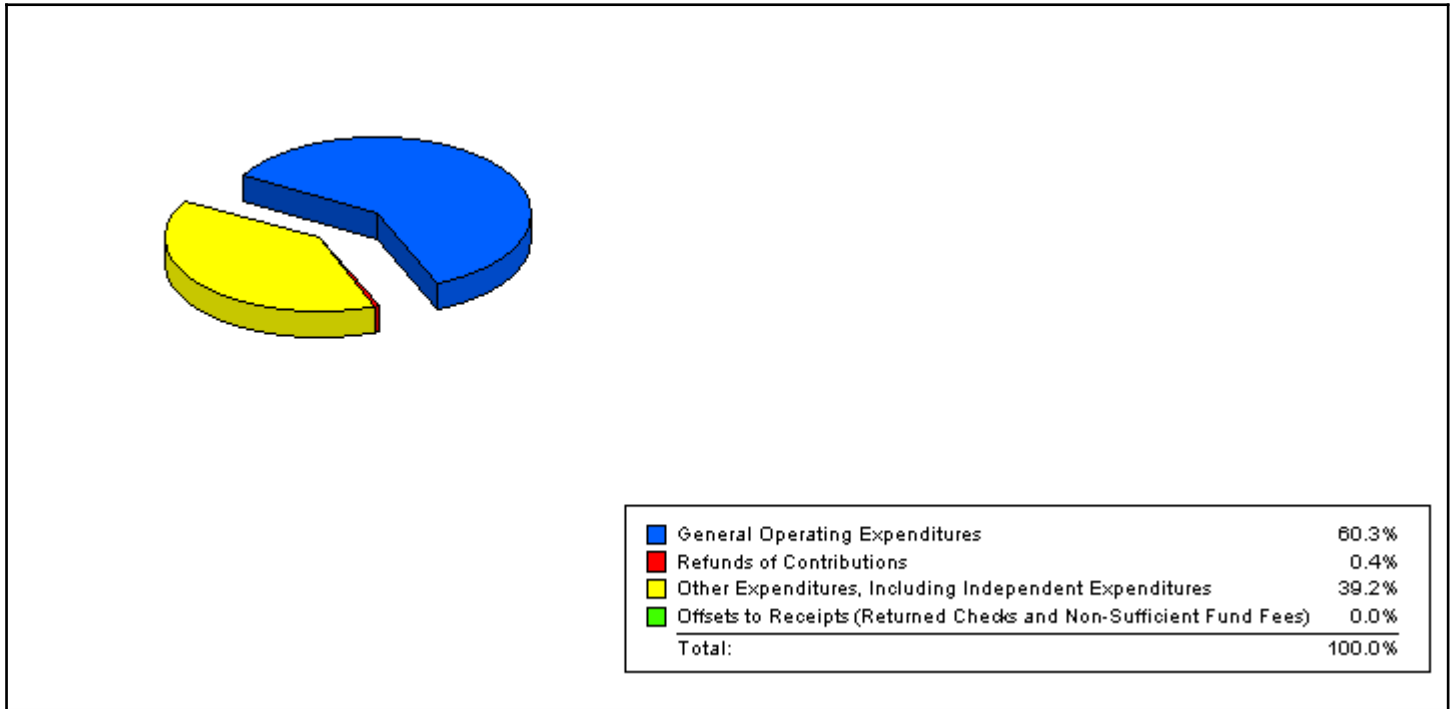
**Cable Television PAC - District of Columbia**  
**No Contributions Available**

**DISCLAIMER:** The information presented in the 2011 Biennial Report was taken directly from reports of receipts and expenditures filed by the candidates and political committees; afterward formatted into the applicable graphs and charts.

# DC OFFICE OF CAMPAIGN FINANCE

## 2011 Biennial Report - Political Action Committees

### Summary of Expenditures by Purpose for Caribbean-American PAC



Note: This Graph depicts the summary of the expenditures by purpose reported by Caribbean-American PAC.

The expenditures are presented in percentage terms by General Operating Expenditures, Transfers to Other Authorized Political Committees, Loan Repayments, Refunds of Contributions, Other Expenditures, and Offsets to Receipts

- General Operating Expenditures may include each expenditure made for Accounting Services, Advertising, Bank Fees, Campaign Events/Fund Raising, Campaign Materials and Supplies, Candidate Loan Re-payment, Catering/Refreshments, Computer Supplies/Equipment, Consulting Services, Equipment Purchases/Rental, In-Kind, Office Maintenance, Office Rental, Office Supplies/Furniture, Other Loan Repayment, Petty Cash, Polling/Mailing Lists, Postage/Shipping/Courier Rates, Printing/Copying, Salary/Stipend, Telephone/Communication, Trash/Poster Removal, Travel/Vehicle Expense, Utility Expense, and other Expenses.
- Transfers to other Authorized Political Committees.
- Loan Repayments.
- Refunds of Contributions may include each contribution Refund to Individuals, Organizations, Political Party Committees, and other Political Committees (PACs).
- Other Expenditures may include all expenditures other than the afore-mentioned, which may include Independent Expenditures made by persons expressly advocating the election or defeat of a clearly identified candidate, which are made without cooperation or consultation with any candidate and/or authorized committee and/or agent of the candidate; Donations to Charities, Churches, Political Committees, Scholarship and Statehood Funds; Payments to the Internal Revenue Service and for Fines; and Tickets to Events.
- Offsets to Receipts may include Refunds, Rebates, Returned Checks, Non-Sufficient Fund Fees, and other Offsets to Operating Expenditures.

**DISCLAIMER:** The information presented in the 2011 Biennial Report was taken directly from reports of receipts and expenditures filed by the candidates and political committees; afterward formatted into the applicable graphs and charts.

**Summary of Expenditures by Purpose for  
Caribbean-American PAC**

<b>Purpose</b>	<b>Total Expenditure</b>
General Operating Expenditures	<b>\$13,831.67</b>
Refunds of Contributions	<b>\$100.00</b>
Other Expenditures, Including Independent Expenditures	<b>\$9,000.00</b>
Offsets to Receipts (Returned Checks and Non-Sufficient Fund Fees)	<b>\$11.00</b>
<b>Grand Total</b>	<b>\$22,942.67</b>

**DISCLAIMER:** The information presented in the 2011 Biennial Report was taken directly from reports of receipts and expenditures filed by the candidates and political committees; afterward formatted into the applicable graphs and charts.



## General Operating Expenditures

Purpose	Total Expenditures
Bank Fees	\$39.00
Catering/Refreshments	\$885.31
Fund-raiser	\$9,579.76
Rental	\$3,320.60
Travel	\$7.00
<b>Total</b>	<b>\$13,831.67</b>

**DISCLAIMER:** The information presented in the 2011 Biennial Report was taken directly from reports of receipts and expenditures filed by the candidates and political committees; afterward formatted into the applicable graphs and charts.

**Detailed Summary of Expenditures by Purpose for  
Caribbean-American PAC  
General Operating Expenditures**

<b>Purpose</b>	<b>Payee</b>	<b>Amount Spent</b>
Bank Fees	Bank of America	<b>\$39.00</b>
	<b>Total</b>	<b>\$39.00</b>
Catering/Refreshments	Hilton Washington Hotel	<b>\$885.31</b>
	<b>Total</b>	<b>\$885.31</b>
Fund-raiser	Blackman, Jennifer	<b>\$500.00</b>
	Davassie & Associates	<b>\$710.00</b>
	Hilton	<b>\$1,000.00</b>
	Hilton Washington DC/Silver Spring	<b>\$6,369.76</b>
	Hilton Washington Hotel	<b>\$1,000.00</b>
	<b>Total</b>	<b>\$9,579.76</b>
Rental	Carr Workplace	<b>\$1,831.61</b>
	Preferred Offices	<b>\$1,488.99</b>
	<b>Total</b>	<b>\$3,320.60</b>
Travel	Estime, Yvonne	<b>\$7.00</b>
	<b>Total</b>	<b>\$7.00</b>
<b>Grand Total</b>		<b>\$13,831.67</b>

**DISCLAIMER:** The information presented in the 2011 Biennial Report was taken directly from reports of receipts and expenditures filed by the candidates and political committees; afterward formatted into the applicable graphs and charts.

**Detailed Summary of Expenditures by Purpose for  
Caribbean-American PAC  
Refunds of Contributions**

<b>Purpose</b>	<b>Payee</b>	<b>Amount Spent</b>
Refund	Bert Smith & Co	<b>\$100.00</b>
	<b>Total</b>	<b>\$100.00</b>
<b>Grand Total</b>		<b>\$100.00</b>

**DISCLAIMER:** The information presented in the 2011 Biennial Report was taken directly from reports of receipts and expenditures filed by the candidates and political committees; afterward formatted into the applicable graphs and charts.

**Detailed Summary of Expenditures by Purpose for  
Caribbean-American PAC  
Other Expenditures, Including Independent Expenditures**

<b>Purpose</b>	<b>Payee</b>	<b>Amount Spent</b>
Donation to Principle Campaign Committees	Baker for County Executive	<b>\$1,000.00</b>
	Braveboy 2010	<b>\$500.00</b>
	Catania 2010	<b>\$500.00</b>
	Friends of Shirley Nathan-Pulliam	<b>\$500.00</b>
	Gray for Mayor	<b>\$2,000.00</b>
	Ike Leggett for County Executive	<b>\$1,000.00</b>
	Jim Graham 2010	<b>\$500.00</b>
	Kwame for Council Chair 2010	<b>\$1,500.00</b>
	Morgan for Sheriff	<b>\$500.00</b>
	Thomas 2010	<b>\$500.00</b>
	<b>Total</b>	<b>\$8,500.00</b>
Fines and Taxes	D.C. Treasurer	<b>\$500.00</b>
	<b>Total</b>	<b>\$500.00</b>
<b>Grand Total</b>		<b>\$9,000.00</b>

**DISCLAIMER:** The information presented in the 2011 Biennial Report was taken directly from reports of receipts and expenditures filed by the candidates and political committees; afterward formatted into the applicable graphs and charts.

**Detailed Summary of Expenditures by Purpose for  
Caribbean-American PAC  
Offsets to Receipts (Returned Checks and Non-Sufficient Fund Fees)**

<b>Purpose</b>	<b>Payee</b>	<b>Amount Spent</b>
Returned Checks and Fees	Bank of America	<b>\$11.00</b>
	<b>Total</b>	<b>\$11.00</b>
<b>Grand Total</b>		<b>\$11.00</b>

**DISCLAIMER:** The information presented in the 2011 Biennial Report was taken directly from reports of receipts and expenditures filed by the candidates and political committees; afterward formatted into the applicable graphs and charts.

**GENERAL OPERATING EXPENDITURES**

Caribbean-American PAC		Detailed Expenditures by Purpose	
Payee Name	Amount of Expenditure	Date of Expenditure	
<b>Bank Fees</b>			
Bank of America	\$39.00	10/31/2010	
<b>Catering/Refreshments</b>			
Hilton Washington Hotel	\$488.45	08/28/2010	
Hilton Washington Hotel	\$396.86	06/07/2010	
<b>Fund-raiser</b>			
Blackman, Jennifer	\$250.00	11/10/2009	
Blackman, Jennifer	\$250.00	11/05/2010	
Davassie & Associates	\$235.00	10/28/2009	
Davassie & Associates	\$120.00	12/22/2009	
Davassie & Associates	\$175.00	12/09/2009	
Davassie & Associates	\$180.00	11/16/2009	
Hilton	\$1,000.00	10/19/2009	
Hilton Washington DC/Silver Spring	\$3,261.20	11/10/2010	
Hilton Washington DC/Silver Spring	\$3,108.56	02/01/2010	
Hilton Washington Hotel	\$1,000.00	09/30/2010	
<b>Rental</b>			
Carr Workplace	\$199.10	06/03/2010	
Carr Workplace	\$181.00	09/30/2010	
Carr Workplace	\$181.00	12/01/2010	
Carr Workplace	\$181.00	04/01/2010	
Carr Workplace	\$181.00	06/24/2010	
Carr Workplace	\$182.31	10/30/2010	
Carr Workplace	\$181.00	05/18/2010	
Carr Workplace	\$181.00	07/27/2010	
Carr Workplace	\$181.00	03/01/2010	
Carr Workplace	\$183.20	08/30/2010	
Preferred Offices	\$199.73	02/01/2010	
Preferred Offices	\$200.97	02/01/2010	
Preferred Offices	\$181.00	10/01/2009	
Preferred Offices	\$182.53	10/27/2009	
Preferred Offices	\$543.00	08/24/2009	

**DISCLAIMER:** The information presented in the 2011 Biennial Report was taken directly from reports of receipts and expenditures filed by the candidates and political committees; afterward formatted into the applicable graphs and charts.

**GENERAL OPERATING EXPENDITURES**

Caribbean-American PAC		Detailed Expenditures by Purpose	
Payee Name	Amount of Expenditure	Date of Expenditure	
Preferred Offices	\$181.76	12/04/2009	
<b>Travel</b>			
Estime, Yvonne	\$7.00	07/11/2009	
	<b>Subtotal</b>	<b>\$13,831.67</b>	
	<b>Percentage of Total Expenditures</b>	<b>60.29%</b>	

**REFUNDS OF CONTRIBUTIONS**

Caribbean-American PAC		Detailed Expenditures by Purpose	
Payee Name	Amount of Expenditure	Date of Expenditure	
<b>Refund</b>			
Bert Smith & Co	\$100.00	12/09/2010	
	<b>Subtotal</b>	<b>\$100.00</b>	
	<b>Percentage of Total Expenditures</b>	<b>0.44%</b>	

**DISCLAIMER:** The information presented in the 2011 Biennial Report was taken directly from reports of receipts and expenditures filed by the candidates and political committees; afterward formatted into the applicable graphs and charts.

**OTHER EXPENDITURES, INCLUDING INDEPENDENT EXPENDITURES**

Caribbean-American PAC		Detailed Expenditures by Purpose
Payee Name	Amount of Expenditure	Date of Expenditure
<b>Donation to Principle Campaign Committees</b>		
Baker for County Executive	\$1,000.00	09/07/2010
Braveboy 2010	\$500.00	09/07/2010
Catania 2010	\$500.00	09/07/2010
Friends of Shirley Nathan-Pulliam	\$500.00	09/07/2010
Gray for Mayor	\$2,000.00	08/19/2010
Ike Leggett for County Executive	\$1,000.00	09/07/2010
Jim Graham 2010	\$500.00	09/07/2010
Kwame for Council Chair 2010	\$1,500.00	08/19/2010
Morgan for Sheriff	\$500.00	09/07/2010
Thomas 2010	\$500.00	09/07/2010
<b>Fines and Taxes</b>		
D.C. Treasurer	\$500.00	02/02/2009
	<b>Subtotal</b>	<b>\$9,000.00</b>
	<b>Percentage of Total Expenditures</b>	<b>39.23%</b>

**OFFSETS TO RECEIPTS (RETURNED CHECKS AND NON-SUFFICIENT FUND FEES)**

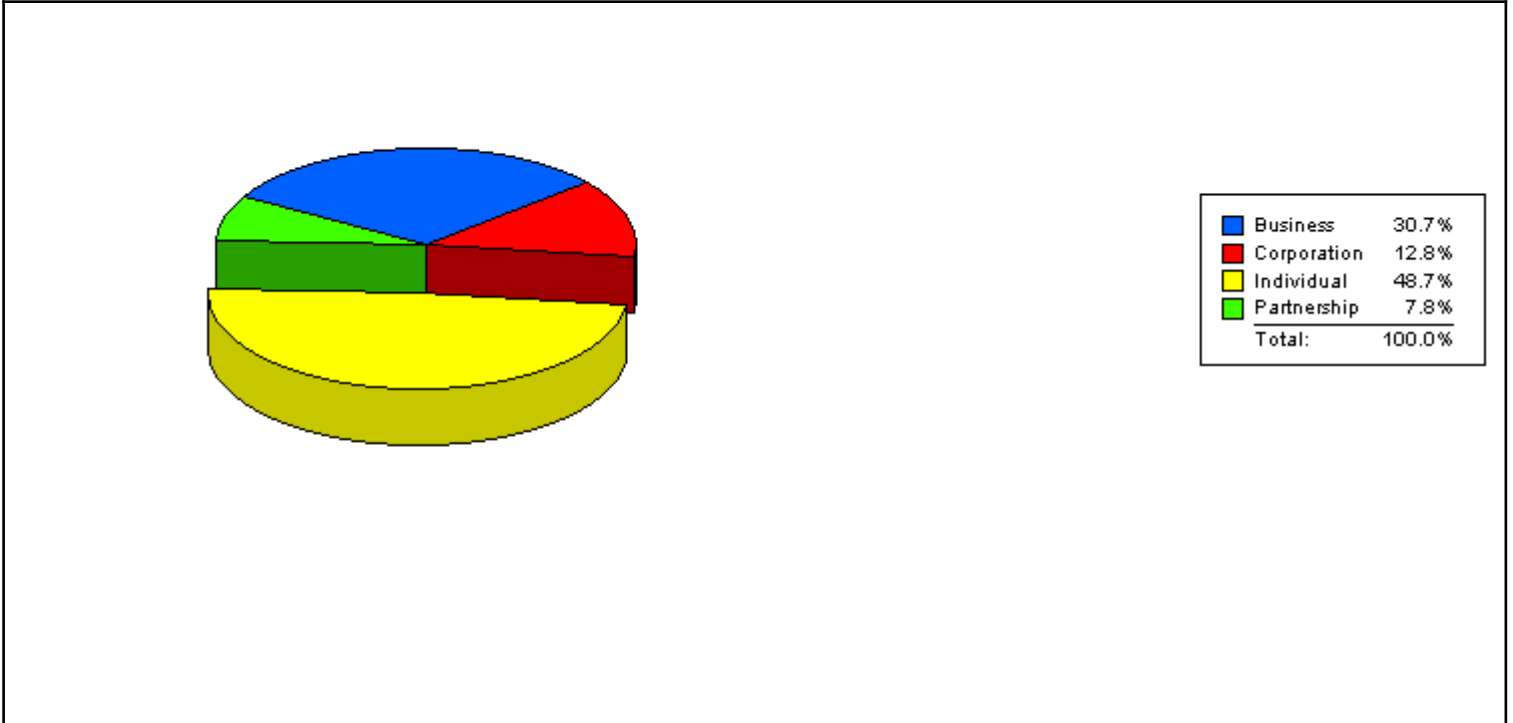
Caribbean-American PAC		Detailed Expenditures by Purpose
Payee Name	Amount of Expenditure	Date of Expenditure
<b>Returned Checks and Fees</b>		
Bank of America	\$5.00	07/10/2009
Bank of America	\$6.00	11/18/2009
	<b>Subtotal</b>	<b>\$11.00</b>
	<b>Percentage of Total Expenditures</b>	<b>0.05%</b>
	<b>Total</b>	<b>\$22,942.67</b>

**DISCLAIMER:** The information presented in the 2011 Biennial Report was taken directly from reports of receipts and expenditures filed by the candidates and political committees; afterward formatted into the applicable graphs and charts.



**DC OFFICE OF CAMPAIGN FINANCE**  
**2011 Biennial Report - Political Action Committees**

**Summary of Contributions by Donor Type for  
Caribbean-American PAC**



Note: This Graph depicts the summary of the contributions by donor categories reported by the Caribbean-American PAC Principal Campaign Committee

The contributions are presented in percentage terms by donor categories, and may include each contribution received from Businesses, Corporations, Corporate Sponsored Political Action Committees, Individuals, Labor Sponsored Political Action Committees, Political Party Committees, Partnerships, and the Candidate. The summary may also note Other Receipts reported, such as Dividends, Interest, Refunds, and Rebates.

**DISCLAIMER:** The information presented in the 2011 Biennial Report was taken directly from reports of receipts and expenditures filed by the candidates and political committees; afterward formatted into the applicable graphs and charts.

## Summary of Contributions by Donor Type for Caribbean-American PAC

<b>Donor Type</b>	<b>Received</b>
Business	<b>\$9,800.00</b>
Corporation	<b>\$4,100.00</b>
Individual	<b>\$15,571.00</b>
Partnership	<b>\$2,500.00</b>
<b>Grand Total</b>	<b>\$31,971.00</b>

**DISCLAIMER:** The information presented in the 2011 Biennial Report was taken directly from reports of receipts and expenditures filed by the candidates and political committees; afterward formatted into the applicable graphs and charts.

## Detailed Summary of Contributions by Donor Type for Caribbean-American PAC

Donor Type	Name	Received
Business	Alexander Solutions, LLC	\$100.00
	Bert Smith & Co.	\$5,100.00
	Consys, Inc., General Contractors	\$100.00
	Dawn Affiliated Services Inc.	\$450.00
	Gabriel J. Christian & Associates, LLC	\$200.00
	GKA, P.C.	\$1,250.00
	Ivan Walks & Associates, LLC	\$1,000.00
	Law Offices of Ramson & Associates, LLC	\$100.00
	Meeting Consultants, LLC	\$100.00
	Negril, Inc.	\$500.00
	The Primary and Alternative Medicine Center	\$100.00
	VMT Long Term Care Mgmt., Inc.	\$500.00
	Zane Networks, LLC	\$300.00
	<b>Total</b>	<b>\$9,800.00</b>
Corporation	Dawn Affiliated Services Inc.	\$500.00
	GKA, P.C.	\$1,000.00
	Thompson Cobb Bazilio & Assoc PC	\$2,500.00
	VMT Long Term Care Mgmt., Inc.	\$100.00
	<b>Total</b>	<b>\$4,100.00</b>
Individual	Abbensetts, Lillian	\$100.00
	Abrams, George	\$300.00
	Achille, Annette	\$50.00
	Allen-Reid, Jackie	\$200.00
	Alleyne, Jennifer	\$200.00
	Arnold, Sandra	\$100.00
	Arnoux, Dario	\$100.00
	Bailey, Denise	\$100.00
	Barnes, Roland	\$100.00
	Barrington, Claude	\$150.00

**DISCLAIMER:** The information presented in the 2011 Biennial Report was taken directly from reports of receipts and expenditures filed by the candidates and political committees; afterward formatted into the applicable graphs and charts.

Individual	Barrington, Karen	<b>\$100.00</b>
	Barrow, Gordon	<b>\$100.00</b>
	Bedeau MD, John	<b>\$100.00</b>
	Bridgeman, Donald	<b>\$150.00</b>
	Brodie, Donald	<b>\$200.00</b>
	Bunyan, Wendell	<b>\$200.00</b>
	Chinn, Earl	<b>\$100.00</b>
	Douglas, Rudolph	<b>\$200.00</b>
	Douglas, Vivette	<b>\$25.00</b>
	Downer, Carmille	<b>\$25.00</b>
	Downer, G.A.	<b>\$101.00</b>
	Downer, Goulda	<b>\$100.00</b>
	DuBose, Rodney	<b>\$100.00</b>
	Edwards, E. Leopold	<b>\$105.00</b>
	Estime, Yvonne	<b>\$700.00</b>
	Francois, Emmanuel	<b>\$100.00</b>
	Gardiner, Chris	<b>\$100.00</b>
	Gardiner, Kevin	<b>\$100.00</b>
	Gardiner, Michael	<b>\$100.00</b>
	George, John	<b>\$200.00</b>
	Grant, Alvin	<b>\$100.00</b>
	Hall, Ian	<b>\$100.00</b>
	Harper, Gloria	<b>\$100.00</b>
	Henry, Tamara	<b>\$100.00</b>
	Herisse, Rockfeller	<b>\$100.00</b>
	Hermonstyne, Dennis	<b>\$100.00</b>
	Homicile, Pearlie	<b>\$100.00</b>
	Irving, Aston	<b>\$150.00</b>
	Jackson, Cheryl	<b>\$200.00</b>
	Jean-Gilles, Carline	<b>\$200.00</b>
Jefferson, Frances	<b>\$400.00</b>	
Johnson, Allan	<b>\$300.00</b>	

**DISCLAIMER:** The information presented in the 2011 Biennial Report was taken directly from reports of receipts and expenditures filed by the candidates and political committees; afterward formatted into the applicable graphs and charts.

Individual	Johnson, Gloria	<b>\$100.00</b>
	Joseph, Finiana	<b>\$300.00</b>
	Latty, Everton	<b>\$100.00</b>
	Lawrence-Sargeant, Majorie	<b>\$100.00</b>
	Lawrence-Sargeant, Marjorie	<b>\$100.00</b>
	Layne, Roy	<b>\$400.00</b>
	LeBlanc, Luigi	<b>\$200.00</b>
	Lester, Sydney	<b>\$100.00</b>
	Lewis, Fabian	<b>\$100.00</b>
	Lowe, Jaye	<b>\$300.00</b>
	Ludaway, Natalie	<b>\$100.00</b>
	Lynch, Cedric	<b>\$200.00</b>
	Matthews-Williams, Suzanne	<b>\$100.00</b>
	McAlpin, Maynard	<b>\$100.00</b>
	McNish, Marilyn	<b>\$200.00</b>
	Mesidor, Cleve	<b>\$100.00</b>
	Miller, Dianne	<b>\$50.00</b>
	Murphy, Ruth	<b>\$100.00</b>
	Nathan Pulliam, Shirley	<b>\$150.00</b>
	Nelson, Claire	<b>\$200.00</b>
	Nicolas, Robert	<b>\$100.00</b>
	Olaghere, Margaret	<b>\$100.00</b>
	Olaniran, Gregory	<b>\$100.00</b>
	Paul, Rex	<b>\$250.00</b>
	Robinson, Claire	<b>\$140.00</b>
	Ross, Frank	<b>\$200.00</b>
	Samuel, Brenda	<b>\$50.00</b>
	Samuels, Deanne	<b>\$250.00</b>
	Samuels, Herman	<b>\$150.00</b>
	Sargeant, Loughton	<b>\$200.00</b>
Satoria, George	<b>\$100.00</b>	
Seymour, Floyd	<b>\$100.00</b>	

**DISCLAIMER:** The information presented in the 2011 Biennial Report was taken directly from reports of receipts and expenditures filed by the candidates and political committees; afterward formatted into the applicable graphs and charts.

Individual	Simmonds, Marvena	<b>\$50.00</b>
	Smith-White, Roxanne	<b>\$100.00</b>
	Sobers, Betty	<b>\$100.00</b>
	St Paul, Roland	<b>\$100.00</b>
	Thomas-Regis, Gwendolyn	<b>\$800.00</b>
	Thompson, Doreen	<b>\$200.00</b>
	Thompson, Jamila	<b>\$300.00</b>
	Truth, C. Ovid	<b>\$300.00</b>
	Vaughn-Cooke, Denys	<b>\$1,100.00</b>
	Vivens, Solanges	<b>\$200.00</b>
	Wallace, Moreen	<b>\$100.00</b>
	Ward, Curtis	<b>\$200.00</b>
	Watson, Kim	<b>\$100.00</b>
	Webb, Marquitta	<b>\$100.00</b>
	Whittaker, Joseph	<b>\$100.00</b>
	Williams, Joslyn	<b>\$300.00</b>
	Williams, Yvonne	<b>\$100.00</b>
	Willie, George	<b>\$100.00</b>
	Wilson, Donald	<b>\$100.00</b>
	Young, Yolande	<b>\$25.00</b>
	<b>Total</b>	<b>\$15,571.00</b>
Partnership	Thompson Cobb Bazilio & Assoc PC	<b>\$2,500.00</b>
		<b>Total</b>
<b>Grand Total</b>		<b>\$31,971.00</b>

**DISCLAIMER:** The information presented in the 2011 Biennial Report was taken directly from reports of receipts and expenditures filed by the candidates and political committees; afterward formatted into the applicable graphs and charts.

Caribbean-American PAC	Detailed Contributions by Donor Type	
------------------------	--------------------------------------	--

Contributor Name	Amount	Date of Receipt
------------------	--------	-----------------

**Business**

Alexander Solutions, LLC	\$100.00	11/09/2009
Bert Smith & Co.	\$2,600.00	10/27/2009
Bert Smith & Co.	\$2,500.00	11/05/2010
Consys, Inc., General Contractors	\$100.00	11/06/2009
Dawn Affiliated Services Inc.	\$250.00	11/07/2009
Dawn Affiliated Services Inc.	\$200.00	11/06/2010
Gabriel J. Christian & Associates, LLC	\$200.00	11/02/2009
GKA, P.C.	\$1,000.00	10/06/2009
GKA, P.C.	\$250.00	10/09/2009
Ivan Walks & Associates, LLC	\$1,000.00	11/07/2009
Law Offices of Ramson & Associates, LLC	\$100.00	11/05/2009
Meeting Consultants, LLC	\$100.00	11/03/2009
Negril, Inc.	\$500.00	11/06/2009
The Primary and Alternative Medicine Center	\$100.00	11/05/2009
VMT Long Term Care Mgmt., Inc.	\$500.00	11/06/2009
Zane Networks, LLC	\$200.00	11/05/2010
Zane Networks, LLC	\$100.00	11/05/2010

**Subtotal** **\$9,800.00**

**Percentage of Total Contributions** **30.65%**

Caribbean-American PAC	Detailed Contributions by Donor Type	
------------------------	--------------------------------------	--

Contributor Name	Amount	Date of Receipt
------------------	--------	-----------------

**Corporation**

Dawn Affiliated Services Inc.	\$500.00	06/15/2009
GKA, P.C.	\$1,000.00	10/13/2010
Thompson Cobb Bazilio & Assoc PC	\$2,500.00	10/13/2010
VMT Long Term Care Mgmt., Inc.	\$100.00	10/13/2010

**Subtotal** **\$4,100.00**

**Percentage of Total Contributions** **12.82%**

**DISCLAIMER:** The information presented in the 2011 Biennial Report was taken directly from reports of receipts and expenditures filed by the candidates and political committees; afterward formatted into the applicable graphs and charts.

Contributor Name	Amount	Date of Receipt
<b>Individual</b>		
Abbensetts, Lillian	\$100.00	11/07/2009
Abrams, George	\$100.00	11/07/2009
Abrams, George	\$200.00	11/06/2010
Achille, Annette	\$50.00	11/06/2010
Allen-Reid, Jackie	\$100.00	11/07/2009
Allen-Reid, Jackie	\$100.00	11/06/2010
Alleyne, Jennifer	\$200.00	11/06/2010
Arnold, Sandra	\$100.00	11/06/2010
Arnoux, Dario	\$100.00	11/06/2010
Bailey, Denise	\$100.00	11/05/2010
Barnes, Roland	\$100.00	11/06/2009
Barrington, Claude	\$100.00	10/21/2009
Barrington, Claude	\$50.00	09/30/2010
Barrington, Karen	\$100.00	11/07/2009
Barrow, Gordon	\$100.00	11/06/2010
Bedeau MD, John	\$100.00	11/05/2010
Bridgeman, Donald	\$100.00	11/07/2009
Bridgeman, Donald	\$50.00	07/27/2010
Brodie, Donald	\$200.00	11/09/2009
Bunyan, Wendell	\$200.00	11/05/2010
Chinn, Earl	\$100.00	11/07/2009
Douglas, Rudolph	\$100.00	11/07/2009
Douglas, Rudolph	\$100.00	11/06/2010
Douglas, Vivette	\$25.00	06/15/2009
Downer, Carmille	\$25.00	11/07/2009
Downer, G.A.	\$101.00	05/23/2009
Downer, Goulda	\$100.00	10/01/2010
DuBose, Rodney	\$100.00	11/09/2009
Edwards, E. Leopold	\$105.00	08/01/2009
Estime, Yvonne	\$100.00	10/02/2010
Estime, Yvonne	\$500.00	11/06/2010
Estime, Yvonne	\$100.00	11/06/2010
Francois, Emmanuel	\$100.00	11/06/2010
Gardiner, Chris	\$100.00	09/22/2010
Gardiner, Kevin	\$100.00	12/11/2009
Gardiner, Michael	\$100.00	11/06/2009

**DISCLAIMER:** The information presented in the 2011 Biennial Report was taken directly from reports of receipts and expenditures filed by the candidates and political committees; afterward formatted into the applicable graphs and charts.



Contributor Name	Amount	Date of Receipt
<b>Individual</b>		
George, John	\$200.00	11/19/2010
Grant, Alvin	\$100.00	10/27/2009
Hall, Ian	\$100.00	11/06/2010
Harper, Gloria	\$100.00	09/24/2010
Henry, Tamara	\$100.00	11/06/2009
Herisse, Rockfeller	\$100.00	11/06/2010
Hermonstyne, Dennis	\$100.00	12/04/2010
Homicile, Pearlie	\$100.00	11/07/2009
Irving, Aston	\$100.00	10/24/2009
Irving, Aston	\$50.00	11/12/2010
Jackson, Cheryl	\$200.00	11/05/2010
Jean-Gilles, Carline	\$100.00	11/05/2009
Jean-Gilles, Carline	\$100.00	11/05/2010
Jefferson, Frances	\$200.00	05/23/2009
Jefferson, Frances	\$200.00	11/06/2010
Johnson, Allan	\$100.00	11/07/2009
Johnson, Allan	\$200.00	11/06/2010
Johnson, Gloria	\$100.00	12/01/2009
Joseph, Finiana	\$300.00	11/07/2009
Latty, Everton	\$100.00	11/09/2009
Lawrence-Sargeant, Majorie	\$100.00	11/05/2010
Lawrence-Sargeant, Marjorie	\$100.00	11/07/2009
Layne, Roy	\$100.00	03/21/2009
Layne, Roy	\$100.00	12/01/2009
Layne, Roy	\$200.00	11/05/2010
LeBlanc, Luigi	\$200.00	08/01/2009
Lester, Sydney	\$100.00	10/22/2010
Lewis, Fabian	\$100.00	11/05/2010
Lowe, Jaye	\$100.00	11/07/2009
Lowe, Jaye	\$200.00	11/06/2010
Ludaway, Natalie	\$100.00	05/26/2009
Lynch, Cedric	\$200.00	10/23/2009
Matthews-Williams, Suzanne	\$100.00	10/02/2010
McAlpin, Maynard	\$100.00	11/06/2010
McNish, Marilyn	\$100.00	11/07/2009
McNish, Marilyn	\$100.00	11/06/2010

**DISCLAIMER:** The information presented in the 2011 Biennial Report was taken directly from reports of receipts and expenditures filed by the candidates and political committees; afterward formatted into the applicable graphs and charts.

Contributor Name	Amount	Date of Receipt
<b>Individual</b>		
Mesidor, Cleve	\$100.00	11/07/2009
Miller, Dianne	\$50.00	11/09/2009
Murphy, Ruth	\$100.00	10/22/2010
Nathan Pulliam, Shirley	\$100.00	11/07/2009
Nathan Pulliam, Shirley	\$50.00	10/22/2010
Nelson, Claire	\$100.00	11/07/2009
Nelson, Claire	\$100.00	11/06/2010
Nicolas, Robert	\$100.00	11/02/2009
Olaghere, Margaret	\$100.00	11/06/2010
Olaniran, Gregory	\$100.00	11/07/2009
Paul, Rex	\$250.00	11/06/2010
Robinson, Claire	\$100.00	11/07/2009
Robinson, Claire	\$40.00	11/06/2010
Ross, Frank	\$100.00	03/14/2009
Ross, Frank	\$100.00	11/06/2010
Samuel, Brenda	\$50.00	11/06/2010
Samuels, Deanne	\$150.00	11/06/2009
Samuels, Deanne	\$100.00	11/06/2010
Samuels, Herman	\$150.00	11/06/2010
Sargeant, Loughton	\$100.00	09/27/2010
Sargeant, Loughton	\$100.00	11/05/2010
Satoria, George	\$100.00	11/09/2009
Seymour, Floyd	\$100.00	11/09/2009
Simmonds, Marvena	\$50.00	11/06/2010
Smith-White, Roxanne	\$100.00	06/15/2009
Sobers, Betty	\$100.00	10/31/2009
St Paul, Roland	\$100.00	11/07/2009
Thomas-Regis, Gwendolyn	\$400.00	11/05/2009
Thomas-Regis, Gwendolyn	\$200.00	09/09/2010
Thomas-Regis, Gwendolyn	\$200.00	10/22/2010
Thompson, Doreen	\$100.00	08/04/2010
Thompson, Doreen	\$100.00	12/04/2010
Thompson, Jamila	\$100.00	08/01/2009
Thompson, Jamila	\$200.00	11/06/2010
Trouth, C. Ovid	\$300.00	10/30/2009
Vaughn-Cooke, Denys	\$500.00	11/07/2009

**DISCLAIMER:** The information presented in the 2011 Biennial Report was taken directly from reports of receipts and expenditures filed by the candidates and political committees; afterward formatted into the applicable graphs and charts.

Caribbean-American PAC		Detailed Contributions by Donor Type
------------------------	--	--------------------------------------

Contributor Name	Amount	Date of Receipt
------------------	--------	-----------------

**Individual**

Vaughn-Cooke, Denys	\$500.00	11/06/2010
Vaughn-Cooke, Denys	\$100.00	11/06/2010
Vivens, Solanges	\$200.00	11/06/2010
Wallace, Moreen	\$100.00	11/07/2009
Ward, Curtis	\$200.00	10/07/2009
Watson, Kim	\$100.00	11/06/2010
Webb, Marquitta	\$100.00	08/01/2009
Whittaker, Joseph	\$100.00	10/25/2009
Williams, Joslyn	\$100.00	10/13/2010
Williams, Joslyn	\$200.00	11/06/2010
Williams, Yvonne	\$100.00	11/06/2010
Willie, George	\$100.00	09/14/2010
Wilson, Donald	\$100.00	11/06/2009
Young, Yolande	\$25.00	11/07/2009

**Subtotal** **\$15,571.00**

**Percentage of Total Contributions** **48.70%**

Caribbean-American PAC		Detailed Contributions by Donor Type
------------------------	--	--------------------------------------

Contributor Name	Amount	Date of Receipt
------------------	--------	-----------------

**Partnership**

Thompson Cobb Bazilio & Assoc PC	\$2,500.00	10/29/2009
----------------------------------	------------	------------

**Subtotal** **\$2,500.00**

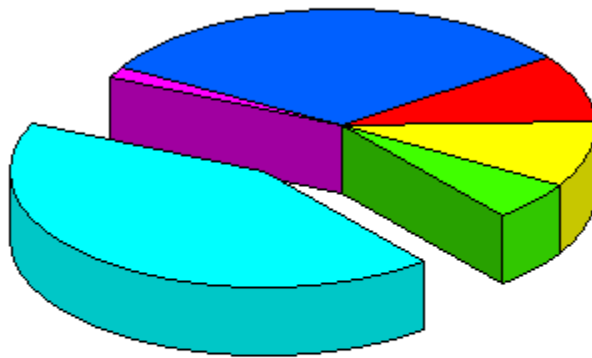
**Percentage of Total Contributions** **7.82%**

**Total** **\$31,971.00**

**DISCLAIMER:** The information presented in the 2011 Biennial Report was taken directly from reports of receipts and expenditures filed by the candidates and political committees; afterward formatted into the applicable graphs and charts.

**DC OFFICE OF CAMPAIGN FINANCE**  
**2011 Biennial Report - Political Action Committees**

**Summary of Contributions by Amount for  
Caribbean-American PAC**



Contributions Greater than \$2000	31.6%
Contributions greater or equal to \$1000 but less or equal to \$2000	9.4%
Contributions Greater than or equal to \$500 but less than \$1000	9.4%
Contributions Greater than or equal to \$250 but less than \$500	5.5%
Contributions Greater than or equal to \$100 but less than \$250	42.6%
Contributions Less than \$100	1.6%
<b>Total:</b>	<b>100.0%</b>

Note: This Graph depicts the summary of the contributions dollar amount reported by the Caribbean-American PAC Principal Campaign Committee

The contributions are presented in percentage terms in dollar amount, by the size of the contribution, including contribution greater than \$2000; contributions greater than or equal to \$1000 but less than or equal to \$2000; contributions greater than or equal to \$500 but less than or equal to \$1000; contributions greater than or equal to \$250 but less than or equal to \$500; contributions greater than or equal to \$100 but less than or equal to \$250; and contributions less than \$100.

**DISCLAIMER:** The information presented in the 2011 Biennial Report was taken directly from reports of receipts and expenditures filed by the candidates and political committees; afterward formatted into the applicable graphs and charts.

## Summary of Contributions by Amount for Caribbean-American PAC

Denomination Type	Amount Received
Contributions Greater than \$2000	\$10,100.00
Contributions greater or equal to \$1000 but less or equal to \$2000	\$3,000.00
Contributions greater than or equal to \$500 but less than \$1000	\$3,000.00
Contributions greater than or equal to \$250 but less than \$500	\$1,750.00
Contributions greater than or equal to \$100 but less than \$250	\$13,606.00
Contributions less than \$100	\$515.00
<b>Grand Total</b>	<b>\$31,971.00</b>

**DISCLAIMER:** The information presented in the 2011 Biennial Report was taken directly from reports of receipts and expenditures filed by the candidates and political committees; afterward formatted into the applicable graphs and charts.

## Detailed Summary of Contributions by Amount for Caribbean-American PAC

Denomination Type	Name	Received
Contributions Greater than \$2000	Bert Smith & Co.	\$2,600.00
	Bert Smith & Co.	\$2,500.00
	Thompson Cobb Bazilio & Assoc PC	\$2,500.00
	Thompson Cobb Bazilio & Assoc PC	\$2,500.00
	Total	<b>\$10,100.00</b>
Contributions greater or equal to \$1000 but less or equal to \$2000	GKA, P.C.	\$1,000.00
	GKA, P.C.	\$1,000.00
	Ivan Walks & Associates, LLC	\$1,000.00
	Total	<b>\$3,000.00</b>
Contributions greater than or equal to \$500 but less than \$1000	Dawn Affiliated Services Inc.	\$500.00
	Estime, Yvonne	\$500.00
	Negril, Inc.	\$500.00
	Vaughn-Cooke, Denys	\$500.00
	Vaughn-Cooke, Denys	\$500.00
	VMT Long Term Care Mgmt., Inc.	\$500.00
	Total	<b>\$3,000.00</b>
Contributions greater than or equal to \$250 but less than \$500	Dawn Affiliated Services Inc.	\$250.00
	GKA, P.C.	\$250.00
	Joseph, Finiana	\$300.00
	Paul, Rex	\$250.00
	Thomas-Regis, Gwendolyn	\$400.00
	Trouth, C. Ovid	\$300.00
	Total	<b>\$1,750.00</b>
Contributions greater than or equal to \$100 but less than \$250	Abbensetts, Lillian	\$100.00
	Abrams, George	\$100.00
	Abrams, George	\$200.00
	Alexander Solutions, LLC	\$100.00
	Allen-Reid, Jackie	\$100.00
	Allen-Reid, Jackie	\$100.00

**DISCLAIMER:** The information presented in the 2011 Biennial Report was taken directly from reports of receipts and expenditures filed by the candidates and political committees; afterward formatted into the applicable graphs and charts.

Contributions greater than or equal to \$100 but less than \$250	Alleyne, Jennifer	<b>\$200.00</b>
	Arnold, Sandra	<b>\$100.00</b>
	Arnoux, Dario	<b>\$100.00</b>
	Bailey, Denise	<b>\$100.00</b>
	Barnes, Roland	<b>\$100.00</b>
	Barrington, Claude	<b>\$100.00</b>
	Barrington, Karen	<b>\$100.00</b>
	Barrow, Gordon	<b>\$100.00</b>
	Bedeau MD, John	<b>\$100.00</b>
	Bridgeman, Donald	<b>\$100.00</b>
	Brodie, Donald	<b>\$200.00</b>
	Bunyan, Wendell	<b>\$200.00</b>
	Chinn, Earl	<b>\$100.00</b>
	Consys, Inc., General Contractors	<b>\$100.00</b>
	Dawn Affiliated Services Inc.	<b>\$200.00</b>
	Douglas, Rudolph	<b>\$100.00</b>
	Douglas, Rudolph	<b>\$100.00</b>
	Downer, G.A.	<b>\$101.00</b>
	Downer, Goulda	<b>\$100.00</b>
	DuBose, Rodney	<b>\$100.00</b>
	Edwards, E. Leopold	<b>\$105.00</b>
	Estime, Yvonne	<b>\$100.00</b>
	Estime, Yvonne	<b>\$100.00</b>
	Francois, Emmanuel	<b>\$100.00</b>
	Gabriel J. Christian & Associates, LLC	<b>\$200.00</b>
	Gardiner, Chris	<b>\$100.00</b>
	Gardiner, Kevin	<b>\$100.00</b>
	Gardiner, Michael	<b>\$100.00</b>
	George, John	<b>\$200.00</b>
	Grant, Alvin	<b>\$100.00</b>
Hall, Ian	<b>\$100.00</b>	
Harper, Gloria	<b>\$100.00</b>	

**DISCLAIMER:** The information presented in the 2011 Biennial Report was taken directly from reports of receipts and expenditures filed by the candidates and political committees; afterward formatted into the applicable graphs and charts.

Contributions greater than or equal to \$100 but less than \$250	Henry, Tamara	<b>\$100.00</b>
	Herisse, Rockfeller	<b>\$100.00</b>
	Hermonstyne, Dennis	<b>\$100.00</b>
	Homicile, Pearlie	<b>\$100.00</b>
	Irving, Aston	<b>\$100.00</b>
	Jackson, Cheryl	<b>\$200.00</b>
	Jean-Gilles, Carline	<b>\$100.00</b>
	Jean-Gilles, Carline	<b>\$100.00</b>
	Jefferson, Frances	<b>\$200.00</b>
	Jefferson, Frances	<b>\$200.00</b>
	Johnson, Allan	<b>\$100.00</b>
	Johnson, Allan	<b>\$200.00</b>
	Johnson, Gloria	<b>\$100.00</b>
	Latty, Everton	<b>\$100.00</b>
	Law Offices of Ramson & Associates, LLC	<b>\$100.00</b>
	Lawrence-Sargeant, Majorie	<b>\$100.00</b>
	Lawrence-Sargeant, Marjorie	<b>\$100.00</b>
	Layne, Roy	<b>\$100.00</b>
	Layne, Roy	<b>\$100.00</b>
	Layne, Roy	<b>\$200.00</b>
	LeBlanc, Luigi	<b>\$200.00</b>
	Lester, Sydney	<b>\$100.00</b>
	Lewis, Fabian	<b>\$100.00</b>
	Lowe, Jaye	<b>\$100.00</b>
	Lowe, Jaye	<b>\$200.00</b>
	Ludaway, Natalie	<b>\$100.00</b>
	Lynch, Cedric	<b>\$200.00</b>
	Matthews-Williams, Suzanne	<b>\$100.00</b>
	McAlpin, Maynard	<b>\$100.00</b>
	McNish, Marilyn	<b>\$100.00</b>
McNish, Marilyn	<b>\$100.00</b>	
Meeting Consultants, LLC	<b>\$100.00</b>	

**DISCLAIMER:** The information presented in the 2011 Biennial Report was taken directly from reports of receipts and expenditures filed by the candidates and political committees; afterward formatted into the applicable graphs and charts.



Contributions greater than or equal to \$100 but less than \$250	Mesidor, Cleve	<b>\$100.00</b>
	Murphy, Ruth	<b>\$100.00</b>
	Nathan Pulliam, Shirley	<b>\$100.00</b>
	Nelson, Claire	<b>\$100.00</b>
	Nelson, Claire	<b>\$100.00</b>
	Nicolas, Robert	<b>\$100.00</b>
	Olaghere, Margaret	<b>\$100.00</b>
	Olaniran, Gregory	<b>\$100.00</b>
	Robinson, Claire	<b>\$100.00</b>
	Ross, Frank	<b>\$100.00</b>
	Ross, Frank	<b>\$100.00</b>
	Samuels, Deanne	<b>\$150.00</b>
	Samuels, Deanne	<b>\$100.00</b>
	Samuels, Herman	<b>\$150.00</b>
	Sargeant, Loughton	<b>\$100.00</b>
	Sargeant, Loughton	<b>\$100.00</b>
	Satoria, George	<b>\$100.00</b>
	Seymour, Floyd	<b>\$100.00</b>
	Smith-White, Roxanne	<b>\$100.00</b>
	Sobers, Betty	<b>\$100.00</b>
	St Paul, Roland	<b>\$100.00</b>
	The Primary and Alternative Medicine Center	<b>\$100.00</b>
	Thomas-Regis, Gwendolyn	<b>\$200.00</b>
	Thomas-Regis, Gwendolyn	<b>\$200.00</b>
	Thompson, Doreen	<b>\$100.00</b>
	Thompson, Doreen	<b>\$100.00</b>
	Thompson, Jamila	<b>\$100.00</b>
	Thompson, Jamila	<b>\$200.00</b>
	Vaughn-Cooke, Denys	<b>\$100.00</b>
	Vivens, Solanges	<b>\$200.00</b>
VMT Long Term Care Mgmt., Inc.	<b>\$100.00</b>	
Wallace, Moreen	<b>\$100.00</b>	

**DISCLAIMER:** The information presented in the 2011 Biennial Report was taken directly from reports of receipts and expenditures filed by the candidates and political committees; afterward formatted into the applicable graphs and charts.

Contributions greater than or equal to \$100 but less than \$250	Ward, Curtis	<b>\$200.00</b>
	Watson, Kim	<b>\$100.00</b>
	Webb, Marquitta	<b>\$100.00</b>
	Whittaker, Joseph	<b>\$100.00</b>
	Williams, Joslyn	<b>\$100.00</b>
	Williams, Joslyn	<b>\$200.00</b>
	Williams, Yvonne	<b>\$100.00</b>
	Willie, George	<b>\$100.00</b>
	Wilson, Donald	<b>\$100.00</b>
	Zane Networks, LLC	<b>\$100.00</b>
	Zane Networks, LLC	<b>\$200.00</b>
	<b>Total</b>	<b>\$13,606.00</b>
Contributions less than \$100	Achille, Annette	<b>\$50.00</b>
	Barrington, Claude	<b>\$50.00</b>
	Bridgeman, Donald	<b>\$50.00</b>
	Douglas, Vivette	<b>\$25.00</b>
	Downer, Carmille	<b>\$25.00</b>
	Irving, Aston	<b>\$50.00</b>
	Miller, Dianne	<b>\$50.00</b>
	Nathan Pulliam, Shirley	<b>\$50.00</b>
	Robinson, Claire	<b>\$40.00</b>
	Samuel, Brenda	<b>\$50.00</b>
	Simmonds, Marvena	<b>\$50.00</b>
	Young, Yolande	<b>\$25.00</b>
	<b>Total</b>	<b>\$515.00</b>
<b>Grand Total</b>		<b>\$31,971.00</b>

**DISCLAIMER:** The information presented in the 2011 Biennial Report was taken directly from reports of receipts and expenditures filed by the candidates and political committees; afterward formatted into the applicable graphs and charts.

Caribbean-American PAC	Detailed Contributions by Amount		
------------------------	----------------------------------	--	--

Contributor Name	Amount	Type of Contributor	Date of Receipt
<b>Contributions Greater than \$2000</b>			
Bert Smith & Co.	\$2,600.00	Business	10/27/2009
Bert Smith & Co.	\$2,500.00	Business	11/05/2010
Thompson Cobb Bazilio & Assoc PC	\$2,500.00	Partnership	10/29/2009
Thompson Cobb Bazilio & Assoc PC	\$2,500.00	Corporation	10/13/2010
<b>Subtotal</b>	<b>\$10,100.00</b>		
<b>Percentage of Total Contributions</b>	<b>31.59%</b>		

Caribbean-American PAC	Detailed Contributions by Amount		
------------------------	----------------------------------	--	--

Contributor Name	Amount	Type of Contributor	Date of Receipt
<b>Contributions greater or equal to \$1000 but less or equal to \$2000</b>			
GKA, P.C.	\$1,000.00	Business	10/06/2009
GKA, P.C.	\$1,000.00	Corporation	10/13/2010
Ivan Walks & Associates, LLC	\$1,000.00	Business	11/07/2009
<b>Subtotal</b>	<b>\$3,000.00</b>		
<b>Percentage of Total Contributions</b>	<b>9.38%</b>		

Caribbean-American PAC	Detailed Contributions by Amount		
------------------------	----------------------------------	--	--

Contributor Name	Amount	Type of Contributor	Date of Receipt
<b>Contributions Greater than or equal to \$500 but less than \$1000</b>			
Dawn Affiliated Services Inc.	\$500.00	Corporation	06/15/2009
Estime, Yvonne	\$500.00	Individual	11/06/2010
Negril, Inc.	\$500.00	Business	11/06/2009
Vaughn-Cooke, Denys	\$500.00	Individual	11/07/2009
Vaughn-Cooke, Denys	\$500.00	Individual	11/06/2010
VMT Long Term Care Mgmt., Inc.	\$500.00	Business	11/06/2009
<b>Subtotal</b>	<b>\$3,000.00</b>		
<b>Percentage of Total Contributions</b>	<b>9.38%</b>		

**DISCLAIMER:** The information presented in the 2011 Biennial Report was taken directly from reports of receipts and expenditures filed by the candidates and political committees; afterward formatted into the applicable graphs and charts.

Contributor Name	Amount	Type of Contributor	Date of Receipt
------------------	--------	---------------------	-----------------

**Contributions Greater than or equal to \$250 but less than \$500**

Dawn Affiliated Services Inc.	\$250.00	Business	11/07/2009
GKA, P.C.	\$250.00	Business	10/09/2009
Joseph, Finiana	\$300.00	Individual	11/07/2009
Paul, Rex	\$250.00	Individual	11/06/2010
Thomas-Regis, Gwendolyn	\$400.00	Individual	11/05/2009
Trouth, C. Ovid	\$300.00	Individual	10/30/2009

**Subtotal**

**\$1,750.00**

**Percentage of Total Contributions**

**5.47%**

**DISCLAIMER:** The information presented in the 2011 Biennial Report was taken directly from reports of receipts and expenditures filed by the candidates and political committees; afterward formatted into the applicable graphs and charts.

Contributor Name	Amount	Type of Contributor	Date of Receipt
------------------	--------	---------------------	-----------------

### Contributions Greater than or equal to \$100 but less than \$250

Abbensetts, Lillian	\$100.00	Individual	11/07/2009
Abrams, George	\$100.00	Individual	11/07/2009
Abrams, George	\$200.00	Individual	11/06/2010
Alexander Solutions, LLC	\$100.00	Business	11/09/2009
Allen-Reid, Jackie	\$100.00	Individual	11/07/2009
Allen-Reid, Jackie	\$100.00	Individual	11/06/2010
Alleyne, Jennifer	\$200.00	Individual	11/06/2010
Arnold, Sandra	\$100.00	Individual	11/06/2010
Arnoux, Dario	\$100.00	Individual	11/06/2010
Bailey, Denise	\$100.00	Individual	11/05/2010
Barnes, Roland	\$100.00	Individual	11/06/2009
Barrington, Claude	\$100.00	Individual	10/21/2009
Barrington, Karen	\$100.00	Individual	11/07/2009
Barrow, Gordon	\$100.00	Individual	11/06/2010
Bedeau MD, John	\$100.00	Individual	11/05/2010
Bridgeman, Donald	\$100.00	Individual	11/07/2009
Brodie, Donald	\$200.00	Individual	11/09/2009
Bunyan, Wendell	\$200.00	Individual	11/05/2010
Chinn, Earl	\$100.00	Individual	11/07/2009
Consys, Inc., General Contractors	\$100.00	Business	11/06/2009
Dawn Affiliated Services Inc.	\$200.00	Business	11/06/2010
Douglas, Rudolph	\$100.00	Individual	11/07/2009
Douglas, Rudolph	\$100.00	Individual	11/06/2010
Downer, G.A.	\$101.00	Individual	05/23/2009
Downer, Goulda	\$100.00	Individual	10/01/2010
DuBose, Rodney	\$100.00	Individual	11/09/2009
Edwards, E. Leopold	\$105.00	Individual	08/01/2009
Estime, Yvonne	\$100.00	Individual	10/02/2010
Estime, Yvonne	\$100.00	Individual	11/06/2010
Francois, Emmanuel	\$100.00	Individual	11/06/2010
Gabriel J. Christian & Associates, LLC	\$200.00	Business	11/02/2009
Gardiner, Chris	\$100.00	Individual	09/22/2010
Gardiner, Kevin	\$100.00	Individual	12/11/2009
Gardiner, Michael	\$100.00	Individual	11/06/2009

**DISCLAIMER:** The information presented in the 2011 Biennial Report was taken directly from reports of receipts and expenditures filed by the candidates and political committees; afterward formatted into the applicable graphs and charts.

Contributor Name	Amount	Type of Contributor	Date of Receipt
------------------	--------	---------------------	-----------------

### Contributions Greater than or equal to \$100 but less than \$250

George, John	\$200.00	Individual	11/19/2010
Grant, Alvin	\$100.00	Individual	10/27/2009
Hall, Ian	\$100.00	Individual	11/06/2010
Harper, Gloria	\$100.00	Individual	09/24/2010
Henry, Tamara	\$100.00	Individual	11/06/2009
Herrisse, Rockfeller	\$100.00	Individual	11/06/2010
Hermonstynne, Dennis	\$100.00	Individual	12/04/2010
Homicile, Pearlie	\$100.00	Individual	11/07/2009
Irving, Aston	\$100.00	Individual	10/24/2009
Jackson, Cheryl	\$200.00	Individual	11/05/2010
Jean-Gilles, Carline	\$100.00	Individual	11/05/2009
Jean-Gilles, Carline	\$100.00	Individual	11/05/2010
Jefferson, Frances	\$200.00	Individual	05/23/2009
Jefferson, Frances	\$200.00	Individual	11/06/2010
Johnson, Allan	\$100.00	Individual	11/07/2009
Johnson, Allan	\$200.00	Individual	11/06/2010
Johnson, Gloria	\$100.00	Individual	12/01/2009
Latty, Everton	\$100.00	Individual	11/09/2009
Law Offices of Ramson & Associates, LLC	\$100.00	Business	11/05/2009
Lawrence-Sargeant, Majorie	\$100.00	Individual	11/05/2010
Lawrence-Sargeant, Marjorie	\$100.00	Individual	11/07/2009
Layne, Roy	\$100.00	Individual	03/21/2009
Layne, Roy	\$100.00	Individual	12/01/2009
Layne, Roy	\$200.00	Individual	11/05/2010
LeBlanc, Luigi	\$200.00	Individual	08/01/2009
Lester, Sydney	\$100.00	Individual	10/22/2010
Lewis, Fabian	\$100.00	Individual	11/05/2010
Lowe, Jaye	\$100.00	Individual	11/07/2009
Lowe, Jaye	\$200.00	Individual	11/06/2010
Ludaway, Natalie	\$100.00	Individual	05/26/2009
Lynch, Cedric	\$200.00	Individual	10/23/2009
Matthews-Williams, Suzanne	\$100.00	Individual	10/02/2010
McAlpin, Maynard	\$100.00	Individual	11/06/2010
McNish, Marilyn	\$100.00	Individual	11/07/2009

**DISCLAIMER:** The information presented in the 2011 Biennial Report was taken directly from reports of receipts and expenditures filed by the candidates and political committees; afterward formatted into the applicable graphs and charts.

Contributor Name	Amount	Type of Contributor	Date of Receipt
------------------	--------	---------------------	-----------------

### Contributions Greater than or equal to \$100 but less than \$250

McNish, Marilyn	\$100.00	Individual	11/06/2010
Meeting Consultants, LLC	\$100.00	Business	11/03/2009
Mesidor, Cleve	\$100.00	Individual	11/07/2009
Murphy, Ruth	\$100.00	Individual	10/22/2010
Nathan Pulliam, Shirley	\$100.00	Individual	11/07/2009
Nelson, Claire	\$100.00	Individual	11/07/2009
Nelson, Claire	\$100.00	Individual	11/06/2010
Nicolas, Robert	\$100.00	Individual	11/02/2009
Olaghere, Margaret	\$100.00	Individual	11/06/2010
Olaniran, Gregory	\$100.00	Individual	11/07/2009
Robinson, Claire	\$100.00	Individual	11/07/2009
Ross, Frank	\$100.00	Individual	03/14/2009
Ross, Frank	\$100.00	Individual	11/06/2010
Samuels, Deanne	\$150.00	Individual	11/06/2009
Samuels, Deanne	\$100.00	Individual	11/06/2010
Samuels, Herman	\$150.00	Individual	11/06/2010
Sargeant, Loughton	\$100.00	Individual	09/27/2010
Sargeant, Loughton	\$100.00	Individual	11/05/2010
Satoria, George	\$100.00	Individual	11/09/2009
Seymour, Floyd	\$100.00	Individual	11/09/2009
Smith-White, Roxanne	\$100.00	Individual	06/15/2009
Sobers, Betty	\$100.00	Individual	10/31/2009
St Paul, Roland	\$100.00	Individual	11/07/2009
The Primary and Alternative Medicine Center	\$100.00	Business	11/05/2009
Thomas-Regis, Gwendolyn	\$200.00	Individual	09/09/2010
Thomas-Regis, Gwendolyn	\$200.00	Individual	10/22/2010
Thompson, Doreen	\$100.00	Individual	08/04/2010
Thompson, Doreen	\$100.00	Individual	12/04/2010
Thompson, Jamila	\$100.00	Individual	08/01/2009
Thompson, Jamila	\$200.00	Individual	11/06/2010
Vaughn-Cooke, Denys	\$100.00	Individual	11/06/2010
Vivens, Solanges	\$200.00	Individual	11/06/2010
VMT Long Term Care Mgmt., Inc.	\$100.00	Corporation	10/13/2010
Wallace, Moreen	\$100.00	Individual	11/07/2009

**DISCLAIMER:** The information presented in the 2011 Biennial Report was taken directly from reports of receipts and expenditures filed by the candidates and political committees; afterward formatted into the applicable graphs and charts.

Contributor Name	Amount	Type of Contributor	Date of Receipt
------------------	--------	---------------------	-----------------

**Contributions Greater than or equal to \$100 but less than \$250**

Ward, Curtis	\$200.00	Individual	10/07/2009
Watson, Kim	\$100.00	Individual	11/06/2010
Webb, Marquitta	\$100.00	Individual	08/01/2009
Whittaker, Joseph	\$100.00	Individual	10/25/2009
Williams, Joslyn	\$100.00	Individual	10/13/2010
Williams, Joslyn	\$200.00	Individual	11/06/2010
Williams, Yvonne	\$100.00	Individual	11/06/2010
Willie, George	\$100.00	Individual	09/14/2010
Wilson, Donald	\$100.00	Individual	11/06/2009
Zane Networks, LLC	\$200.00	Business	11/05/2010
Zane Networks, LLC	\$100.00	Business	11/05/2010

**Subtotal** **\$13,606.00**

**Percentage of Total Contributions** **42.56%**

Contributor Name	Amount	Type of Contributor	Date of Receipt
------------------	--------	---------------------	-----------------

**Contributions Less than \$100**

Achille, Annette	\$50.00	Individual	11/06/2010
Barrington, Claude	\$50.00	Individual	09/30/2010
Bridgeman, Donald	\$50.00	Individual	07/27/2010
Douglas, Vivette	\$25.00	Individual	06/15/2009
Downer, Carmille	\$25.00	Individual	11/07/2009
Irving, Aston	\$50.00	Individual	11/12/2010
Miller, Dianne	\$50.00	Individual	11/09/2009
Nathan Pulliam, Shirley	\$50.00	Individual	10/22/2010
Robinson, Claire	\$40.00	Individual	11/06/2010
Samuel, Brenda	\$50.00	Individual	11/06/2010
Simmonds, Marvena	\$50.00	Individual	11/06/2010
Young, Yolande	\$25.00	Individual	11/07/2009

**Subtotal** **\$515.00**

**Percentage of Total Contributions** **1.61%**

**Total** **\$31,971.00**

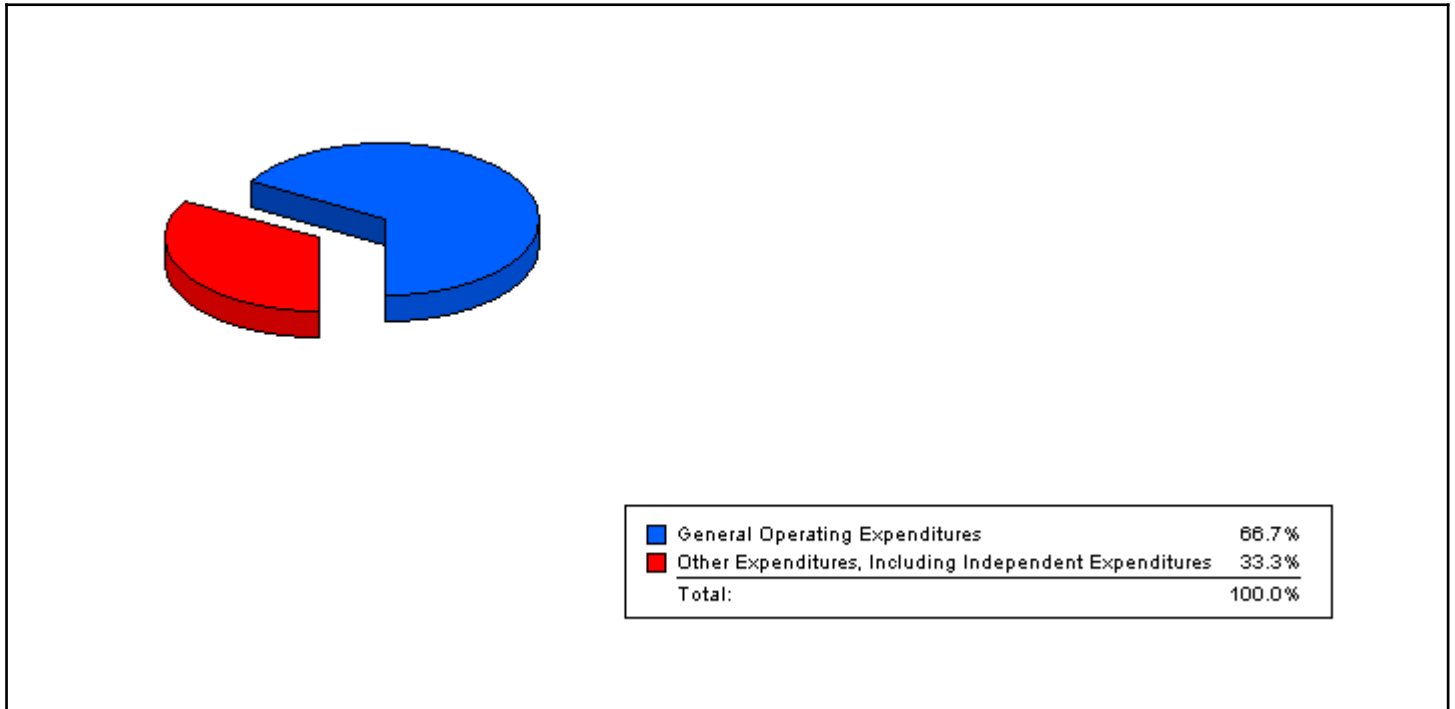
**DISCLAIMER:** The information presented in the 2011 Biennial Report was taken directly from reports of receipts and expenditures filed by the candidates and political committees; afterward formatted into the applicable graphs and charts.



# DC OFFICE OF CAMPAIGN FINANCE

## 2011 Biennial Report - Political Action Committees

### Summary of Expenditures by Purpose for Citizens for Empowerment



Note: This Graph depicts the summary of the expenditures by purpose reported by Citizens for Empowerment.

The expenditures are presented in percentage terms by General Operating Expenditures, Transfers to Other Authorized Political Committees, Loan Repayments, Refunds of Contributions, Other Expenditures, and Offsets to Receipts

- General Operating Expenditures may include each expenditure made for Accounting Services, Advertising, Bank Fees, Campaign Events/Fund Raising, Campaign Materials and Supplies, Candidate Loan Re-payment, Catering/Refreshments, Computer Supplies/Equipment, Consulting Services, Equipment Purchases/Rental, In-Kind, Office Maintenance, Office Rental, Office Supplies/Furniture, Other Loan Repayment, Petty Cash, Polling/Mailing Lists, Postage/Shipping/Courier Rates, Printing/Copying, Salary/Stipend, Telephone/Communication, Trash/Poster Removal, Travel/Vehicle Expense, Utility Expense, and other Expenses.
- Transfers to other Authorized Political Committees.
- Loan Repayments.
- Refunds of Contributions may include each contribution Refund to Individuals, Organizations, Political Party Committees, and other Political Committees (PACs).
- Other Expenditures may include all expenditures other than the afore-mentioned, which may include Independent Expenditures made by persons expressly advocating the election or defeat of a clearly identified candidate, which are made without cooperation or consultation with any candidate and/or authorized committee and/or agent of the candidate; Donations to Charities, Churches, Political Committees, Scholarship and Statehood Funds; Payments to the Internal Revenue Service and for Fines; and Tickets to Events.
- Offsets to Receipts may include Refunds, Rebates, Returned Checks, Non-Sufficient Fund Fees, and other Offsets to Operating Expenditures.

**DISCLAIMER:** The information presented in the 2011 Biennial Report was taken directly from reports of receipts and expenditures filed by the candidates and political committees; afterward formatted into the applicable graphs and charts.

**Summary of Expenditures by Purpose for  
Citizens for Empowerment**

<b>Purpose</b>	<b>Total Expenditure</b>
General Operating Expenditures	<b>\$1,000.00</b>
Other Expenditures, Including Independent Expenditures	<b>\$500.00</b>
<b>Grand Total</b>	<b>\$1,500.00</b>

**DISCLAIMER:** The information presented in the 2011 Biennial Report was taken directly from reports of receipts and expenditures filed by the candidates and political committees; afterward formatted into the applicable graphs and charts.

## General Operating Expenditures

Purpose	Total Expenditures
Campaign Materials	\$1,000.00
<b>Total</b>	<b>\$1,000.00</b>

**DISCLAIMER:** The information presented in the 2011 Biennial Report was taken directly from reports of receipts and expenditures filed by the candidates and political committees; afterward formatted into the applicable graphs and charts.

**Detailed Summary of Expenditures by Purpose for  
Citizens for Empowerment  
General Operating Expenditures**

Purpose	Payee	Amount Spent
Campaign Materials	Cantania 2010	<b>\$1,000.00</b>
	<b>Total</b>	<b>\$1,000.00</b>
<b>Grand Total</b>		<b>\$1,000.00</b>

**DISCLAIMER:** The information presented in the 2011 Biennial Report was taken directly from reports of receipts and expenditures filed by the candidates and political committees; afterward formatted into the applicable graphs and charts.

**Detailed Summary of Expenditures by Purpose for  
Citizens for Empowerment  
Other Expenditures, Including Independent Expenditures**

<b>Purpose</b>	<b>Payee</b>	<b>Amount Spent</b>
Endorsement	Re-Elect Cheh 2010	<b>\$500.00</b>
	<b>Total</b>	<b>\$500.00</b>
<b>Grand Total</b>		<b>\$500.00</b>

**DISCLAIMER:** The information presented in the 2011 Biennial Report was taken directly from reports of receipts and expenditures filed by the candidates and political committees; afterward formatted into the applicable graphs and charts.

**GENERAL OPERATING EXPENDITURES**

Citizens for Empowerment		Detailed Expenditures by Purpose	
Payee Name	Amount of Expenditure	Date of Expenditure	
<b>Campaign Materials</b>			
Cantania 2010	\$1,000.00	01/27/2010	
	<b>Subtotal</b>	<b>\$1,000.00</b>	
	<b>Percentage of Total Expenditures</b>	<b>66.67%</b>	

**OTHER EXPENDITURES, INCLUDING INDEPENDENT EXPENDITURES**

Citizens for Empowerment		Detailed Expenditures by Purpose	
Payee Name	Amount of Expenditure	Date of Expenditure	
<b>Endorsement</b>			
Re-Elect Cheh 2010	\$500.00	07/14/2010	
	<b>Subtotal</b>	<b>\$500.00</b>	
	<b>Percentage of Total Expenditures</b>	<b>33.33%</b>	
	<b>Total</b>	<b>\$1,500.00</b>	

**DISCLAIMER:** The information presented in the 2011 Biennial Report was taken directly from reports of receipts and expenditures filed by the candidates and political committees; afterward formatted into the applicable graphs and charts.

# DC OFFICE OF CAMPAIGN FINANCE

## 2011 Biennial Report - Political Action Committees

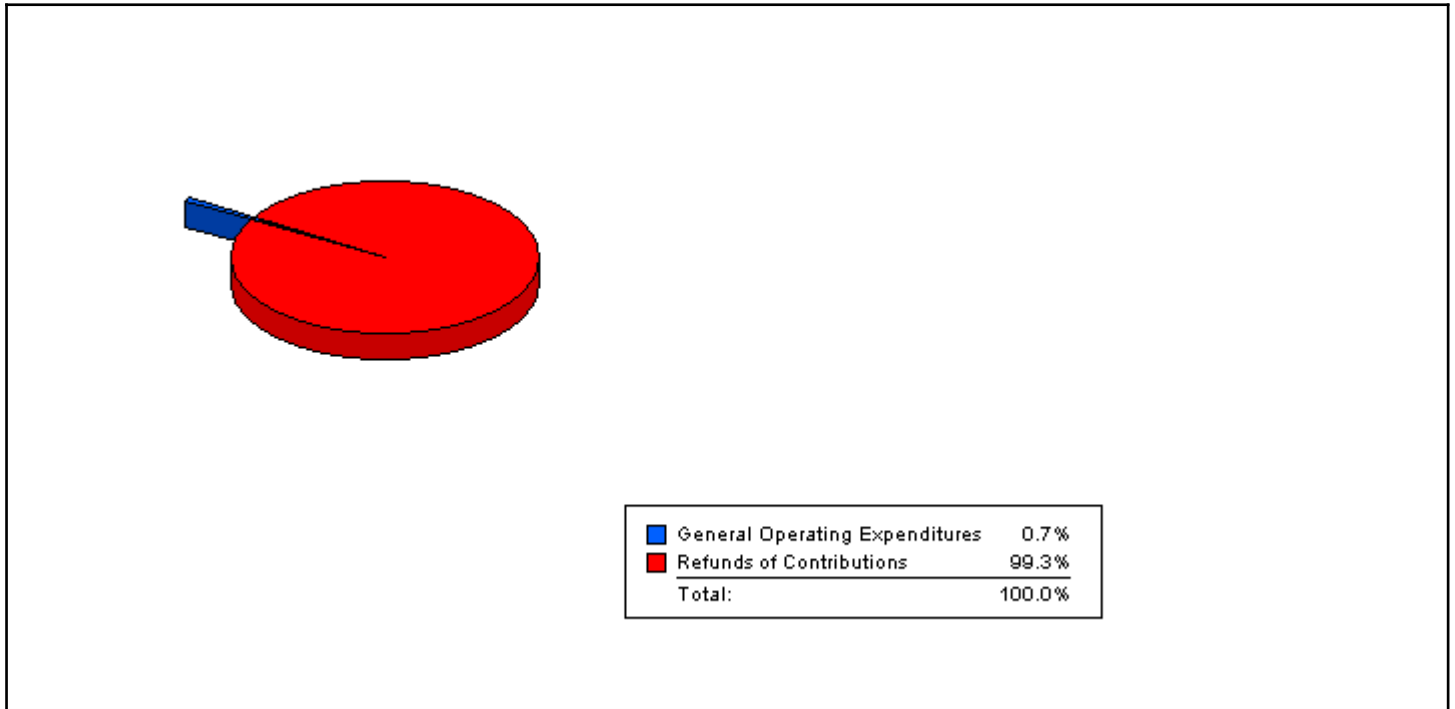
**Citizens for Empowerment**  
**No Contributions Available**

**DISCLAIMER:** The information presented in the 2011 Biennial Report was taken directly from reports of receipts and expenditures filed by the candidates and political committees; afterward formatted into the applicable graphs and charts.

# DC OFFICE OF CAMPAIGN FINANCE

## 2011 Biennial Report - Political Action Committees

### Summary of Expenditures by Purpose for Citizens for Good Government



Note: This Graph depicts the summary of the expenditures by purpose reported by Citizens for Good Government.

The expenditures are presented in percentage terms by General Operating Expenditures, Transfers to Other Authorized Political Committees, Loan Repayments, Refunds of Contributions, Other Expenditures, and Offsets to Receipts

- General Operating Expenditures may include each expenditure made for Accounting Services, Advertising, Bank Fees, Campaign Events/Fund Raising, Campaign Materials and Supplies, Candidate Loan Re-payment, Catering/Refreshments, Computer Supplies/Equipment, Consulting Services, Equipment Purchases/Rental, In-Kind, Office Maintenance, Office Rental, Office Supplies/Furniture, Other Loan Repayment, Petty Cash, Polling/Mailing Lists, Postage/Shipping/Courier Rates, Printing/Copying, Salary/Stipend, Telephone/Communication, Trash/Poster Removal, Travel/Vehicle Expense, Utility Expense, and other Expenses.
- Transfers to other Authorized Political Committees.
- Loan Repayments.
- Refunds of Contributions may include each contribution Refund to Individuals, Organizations, Political Party Committees, and other Political Committees (PACs).
- Other Expenditures may include all expenditures other than the afore-mentioned, which may include Independent Expenditures made by persons expressly advocating the election or defeat of a clearly identified candidate, which are made without cooperation or consultation with any candidate and/or authorized committee and/or agent of the candidate; Donations to Charities, Churches, Political Committees, Scholarship and Statehood Funds; Payments to the Internal Revenue Service and for Fines; and Tickets to Events.
- Offsets to Receipts may include Refunds, Rebates, Returned Checks, Non-Sufficient Fund Fees, and other Offsets to Operating Expenditures.

**DISCLAIMER:** The information presented in the 2011 Biennial Report was taken directly from reports of receipts and expenditures filed by the candidates and political committees; afterward formatted into the applicable graphs and charts.



**Summary of Expenditures by Purpose for  
Citizens for Good Government**

<b>Purpose</b>	<b>Total Expenditure</b>
General Operating Expenditures	<b>\$8.00</b>
Refunds of Contributions	<b>\$1,186.37</b>
<b>Grand Total</b>	<b>\$1,194.37</b>

**DISCLAIMER:** The information presented in the 2011 Biennial Report was taken directly from reports of receipts and expenditures filed by the candidates and political committees; afterward formatted into the applicable graphs and charts.

## General Operating Expenditures

Purpose	Total Expenditures
Bank Fees	\$8.00
<b>Total</b>	<b>\$8.00</b>

**DISCLAIMER:** The information presented in the 2011 Biennial Report was taken directly from reports of receipts and expenditures filed by the candidates and political committees; afterward formatted into the applicable graphs and charts.

**Detailed Summary of Expenditures by Purpose for  
Citizens for Good Government  
General Operating Expenditures**

<b>Purpose</b>	<b>Payee</b>	<b>Amount Spent</b>
Bank Fees	Industrial Bank	<b>\$8.00</b>
	<b>Total</b>	<b>\$8.00</b>
<b>Grand Total</b>		<b>\$8.00</b>

**DISCLAIMER:** The information presented in the 2011 Biennial Report was taken directly from reports of receipts and expenditures filed by the candidates and political committees; afterward formatted into the applicable graphs and charts.

**Detailed Summary of Expenditures by Purpose for  
Citizens for Good Government**

**Refunds of Contributions**

<b>Purpose</b>	<b>Payee</b>	<b>Amount Spent</b>
Refund	Cafritz, Peggy	<b>\$1,186.37</b>
	<b>Total</b>	<b>\$1,186.37</b>
<b>Grand Total</b>		<b>\$1,186.37</b>

**DISCLAIMER:** The information presented in the 2011 Biennial Report was taken directly from reports of receipts and expenditures filed by the candidates and political committees; afterward formatted into the applicable graphs and charts.

**GENERAL OPERATING EXPENDITURES**

Citizens for Good Government		Detailed Expenditures by Purpose	
Payee Name	Amount of Expenditure	Date of Expenditure	
<b>Bank Fees</b>			
Industrial Bank	\$8.00	01/02/2009	
	<b>Subtotal</b>	<b>\$8.00</b>	
	<b>Percentage of Total Expenditures</b>	<b>0.67%</b>	

**REFUNDS OF CONTRIBUTIONS**

Citizens for Good Government		Detailed Expenditures by Purpose	
Payee Name	Amount of Expenditure	Date of Expenditure	
<b>Refund</b>			
Cafritz, Peggy	\$1,186.37	01/27/2009	
	<b>Subtotal</b>	<b>\$1,186.37</b>	
	<b>Percentage of Total Expenditures</b>	<b>99.33%</b>	
	<b>Total</b>	<b>\$1,194.37</b>	

**DISCLAIMER:** The information presented in the 2011 Biennial Report was taken directly from reports of receipts and expenditures filed by the candidates and political committees; afterward formatted into the applicable graphs and charts.

**DC OFFICE OF CAMPAIGN FINANCE**

**2011 Biennial Report - Political Action Committees**

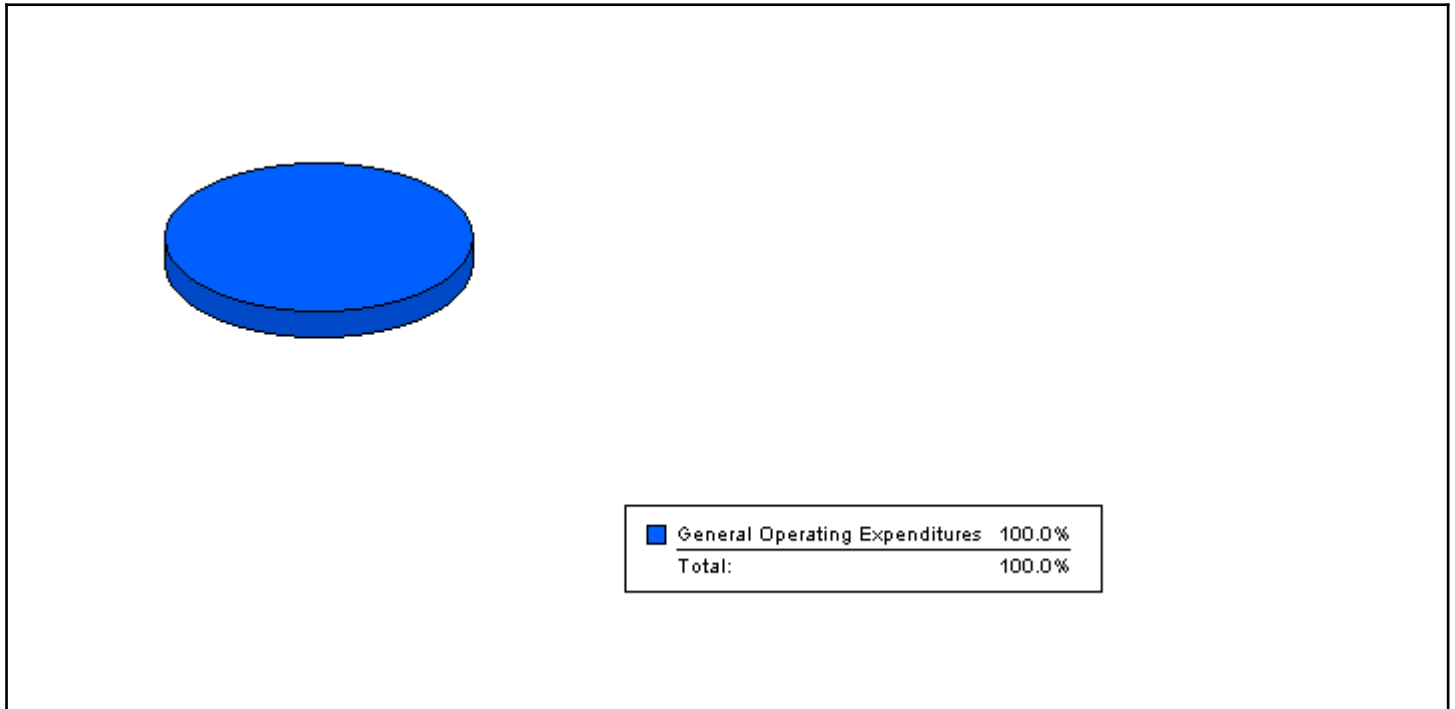
**Citizens for Good Government  
No Contributions Available**

**DISCLAIMER:** The information presented in the 2011 Biennial Report was taken directly from reports of receipts and expenditures filed by the candidates and political committees; afterward formatted into the applicable graphs and charts.

# DC OFFICE OF CAMPAIGN FINANCE

## 2011 Biennial Report - Political Action Committees

### Summary of Expenditures by Purpose for Coalition for a Better District of Columbia



Note: This Graph depicts the summary of the expenditures by purpose reported by Coalition for a Better District of Columbia.

The expenditures are presented in percentage terms by General Operating Expenditures, Transfers to Other Authorized Political Committees, Loan Repayments, Refunds of Contributions, Other Expenditures, and Offsets to Receipts

- General Operating Expenditures may include each expenditure made for Accounting Services, Advertising, Bank Fees, Campaign Events/Fund Raising, Campaign Materials and Supplies, Candidate Loan Re-payment, Catering/Refreshments, Computer Supplies/Equipment, Consulting Services, Equipment Purchases/Rental, In-Kind, Office Maintenance, Office Rental, Office Supplies/Furniture, Other Loan Repayment, Petty Cash, Polling/Mailing Lists, Postage/Shipping/Courier Rates, Printing/Copying, Salary/Stipend, Telephone/Communication, Trash/Poster Removal, Travel/Vehicle Expense, Utility Expense, and other Expenses.
- Transfers to other Authorized Political Committees.
- Loan Repayments.
- Refunds of Contributions may include each contribution Refund to Individuals, Organizations, Political Party Committees, and other Political Committees (PACs).
- Other Expenditures may include all expenditures other than the afore-mentioned, which may include Independent Expenditures made by persons expressly advocating the election or defeat of a clearly identified candidate, which are made without cooperation or consultation with any candidate and/or authorized committee and/or agent of the candidate; Donations to Charities, Churches, Political Committees, Scholarship and Statehood Funds; Payments to the Internal Revenue Service and for Fines; and Tickets to Events.
- Offsets to Receipts may include Refunds, Rebates, Returned Checks, Non-Sufficient Fund Fees, and other Offsets to Operating Expenditures.

**DISCLAIMER:** The information presented in the 2011 Biennial Report was taken directly from reports of receipts and expenditures filed by the candidates and political committees; afterward formatted into the applicable graphs and charts.

**Summary of Expenditures by Purpose for  
Coalition for a Better District of Columbia**

<b>Purpose</b>	<b>Total Expenditure</b>
General Operating Expenditures	<b>\$102,649.73</b>
<b>Grand Total</b>	<b>\$102,649.73</b>

**DISCLAIMER:** The information presented in the 2011 Biennial Report was taken directly from reports of receipts and expenditures filed by the candidates and political committees; afterward formatted into the applicable graphs and charts.



## General Operating Expenditures

Purpose	Total Expenditures
Bank Fees	\$105.00
Consultant/Salary/Stipend	\$102,544.73
<b>Total</b>	<b>\$102,649.73</b>

**DISCLAIMER:** The information presented in the 2011 Biennial Report was taken directly from reports of receipts and expenditures filed by the candidates and political committees; afterward formatted into the applicable graphs and charts.

**Detailed Summary of Expenditures by Purpose for  
Coalition for a Better District of Columbia  
General Operating Expenditures**

<b>Purpose</b>	<b>Payee</b>	<b>Amount Spent</b>
Bank Fees	Industrial Bank	<b>\$105.00</b>
	<b>Total</b>	<b>\$105.00</b>
Consultant/Salary/Stipend	Gold Communications Co.	<b>\$98,571.49</b>
	Telephone Strategies Group	<b>\$3,973.24</b>
	<b>Total</b>	<b>\$102,544.73</b>
<b>Grand Total</b>		<b>\$102,649.73</b>

**DISCLAIMER:** The information presented in the 2011 Biennial Report was taken directly from reports of receipts and expenditures filed by the candidates and political committees; afterward formatted into the applicable graphs and charts.


**GENERAL OPERATING EXPENDITURES**

Coalition for a Better District of Columbia		Detailed Expenditures by Purpose	
Payee Name	Amount of Expenditure	Date of Expenditure	
<b>Bank Fees</b>			
Industrial Bank	\$105.00	09/05/2010	
<b>Consultant/Salary/Stipend</b>			
Gold Communications Co.	\$98,571.49	09/05/2010	
Telephone Strategies Group	\$3,973.24	09/13/2010	
	<b>Subtotal</b>	<b>\$102,649.73</b>	
	<b>Percentage of Total Expenditures</b>	<b>100.00%</b>	
	<b>Total</b>	<b>\$102,649.73</b>	

**DISCLAIMER:** The information presented in the 2011 Biennial Report was taken directly from reports of receipts and expenditures filed by the candidates and political committees; afterward formatted into the applicable graphs and charts.

**DC OFFICE OF CAMPAIGN FINANCE**  
**2011 Biennial Report - Political Action Committees**

**Summary of Contributions by Donor Type for  
Coalition for a Better District of Columbia**



Note: This Graph depicts the summary of the contributions by donor categories reported by the Coalition for a Better District of Columbia Principal Campaign Committee

The contributions are presented in percentage terms by donor categories, and may include each contribution received from Businesses, Corporations, Corporate Sponsored Political Action Committees, Individuals, Labor Sponsored Political Action Committees, Political Party Committees, Partnerships, and the Candidate. The summary may also note Other Receipts reported, such as Dividends, Interest, Refunds, and Rebates.

**DISCLAIMER:** The information presented in the 2011 Biennial Report was taken directly from reports of receipts and expenditures filed by the candidates and political committees; afterward formatted into the applicable graphs and charts.

## Summary of Contributions by Donor Type for Coalition for a Better District of Columbia

<b>Donor Type</b>	<b>Received</b>
Business	<b>\$11,000.00</b>
Individual	<b>\$98,671.49</b>
<b>Grand Total</b>	<b>\$109,671.49</b>

**DISCLAIMER:** The information presented in the 2011 Biennial Report was taken directly from reports of receipts and expenditures filed by the candidates and political committees; afterward formatted into the applicable graphs and charts.

**Detailed Summary of Contributions by Donor Type for  
Coalition for a Better District of Columbia**

<b>Donor Type</b>	<b>Name</b>	<b>Received</b>
Business	Arnstein & Lehr LLP	<b>\$2,000.00</b>
	GPM Management, Inc.	<b>\$2,000.00</b>
	Lottery Technology Enterprises	<b>\$5,000.00</b>
	Washington Leasing, LLC	<b>\$2,000.00</b>
	<b>Total</b>	<b>\$11,000.00</b>
Individual	Peebles, R. Donahue	<b>\$98,671.49</b>
	<b>Total</b>	<b>\$98,671.49</b>
<b>Grand Total</b>		<b>\$109,671.49</b>

**DISCLAIMER:** The information presented in the 2011 Biennial Report was taken directly from reports of receipts and expenditures filed by the candidates and political committees; afterward formatted into the applicable graphs and charts.

<b>Coalition for a Better District of Columbia</b>	<b>Detailed Contributions by Donor Type</b>	
--	---	--

<b>Contributor Name</b>	<b>Amount</b>	<b>Date of Receipt</b>
-------------------------	---------------	------------------------

**Business**

Arnstein & Lehr LLP	\$2,000.00	09/13/2010
GPM Management, Inc.	\$2,000.00	09/14/2010
Lottery Technology Enterprises	\$5,000.00	09/10/2010
Washington Leasing, LLC	\$2,000.00	09/10/2010

**Subtotal**      **\$11,000.00**

**Percentage of Total Contributions**      **10.03%**

<b>Coalition for a Better District of Columbia</b>	<b>Detailed Contributions by Donor Type</b>	
--	---	--

<b>Contributor Name</b>	<b>Amount</b>	<b>Date of Receipt</b>
-------------------------	---------------	------------------------

**Individual**

Peebles, R. Donahue	\$98,671.49	08/31/2010
---------------------	-------------	------------

**Subtotal**      **\$98,671.49**

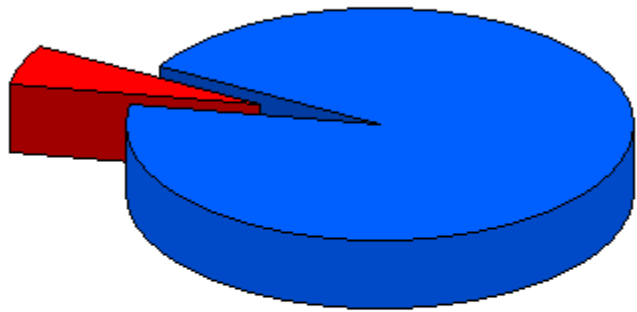
**Percentage of Total Contributions**      **89.97%**

**Total**      **\$109,671.49**

**DISCLAIMER:** The information presented in the 2011 Biennial Report was taken directly from reports of receipts and expenditures filed by the candidates and political committees; afterward formatted into the applicable graphs and charts.

**DC OFFICE OF CAMPAIGN FINANCE**  
**2011 Biennial Report - Political Action Committees**

**Summary of Contributions by Amount for  
Coalition for a Better District of Columbia**



Contributions Greater than \$2000	94.5%
Contributions greater or equal to \$1000 but less or equal to \$2000	5.5%
Total:	100.0%

Note: This Graph depicts the summary of the contributions dollar amount reported by the Coalition for a Better District of Columbia Principal Campaign Committee

The contributions are presented in percentage terms in dollar amount, by the size of the contribution, including contribution greater than \$2000; contributions greater than or equal to \$1000 but less than or equal to \$2000; contributions greater than or equal to \$500 but less than or equal to \$1000; contributions greater than or equal to \$250 but less than or equal to \$500; contributions greater than or equal to \$100 but less than or equal to \$250; and contributions less than \$100.

**DISCLAIMER:** The information presented in the 2011 Biennial Report was taken directly from reports of receipts and expenditures filed by the candidates and political committees; afterward formatted into the applicable graphs and charts.



## Summary of Contributions by Amount for Coalition for a Better District of Columbia

<b>Denomination Type</b>	<b>Amount Received</b>
Contributions Greater than \$2000	<b>\$103,671.49</b>
Contributions greater or equal to \$1000 but less or equal to \$2000	<b>\$6,000.00</b>
<b>Grand Total</b>	<b>\$109,671.49</b>

**DISCLAIMER:** The information presented in the 2011 Biennial Report was taken directly from reports of receipts and expenditures filed by the candidates and political committees; afterward formatted into the applicable graphs and charts.

**Detailed Summary of Contributions by Amount for  
Coalition for a Better District of Columbia**

<b>Denomination Type</b>	<b>Name</b>	<b>Received</b>
Contributions Greater than \$2000	Lottery Technology Enterprises	<b>\$5,000.00</b>
	Peebles, R. Donahue	<b>\$98,671.49</b>
	Total	<b>\$103,671.49</b>
Contributions greater or equal to \$1000 but less or equal to \$2000	Arnstein & Lehr LLP	<b>\$2,000.00</b>
	GPM Management, Inc.	<b>\$2,000.00</b>
	Washington Leasing, LLC	<b>\$2,000.00</b>
	Total	<b>\$6,000.00</b>
<b>Grand Total</b>		<b>\$109,671.49</b>

**DISCLAIMER:** The information presented in the 2011 Biennial Report was taken directly from reports of receipts and expenditures filed by the candidates and political committees; afterward formatted into the applicable graphs and charts.

Contributor Name	Amount	Type of Contributor	Date of Receipt
------------------	--------	---------------------	-----------------

**Contributions Greater than \$2000**

Lottery Technology Enterprises	\$5,000.00	Business	09/10/2010
Peebles, R. Donahue	\$98,671.49	Individual	08/31/2010

<b>Subtotal</b>	<b>\$103,671.49</b>		
-----------------	---------------------	--	--

<b>Percentage of Total Contributions</b>	<b>94.53%</b>		
--	---------------	--	--

Contributor Name	Amount	Type of Contributor	Date of Receipt
------------------	--------	---------------------	-----------------

**Contributions greater or equal to \$1000 but less or equal to \$2000**

Arnstein & Lehr LLP	\$2,000.00	Business	09/13/2010
GPM Management, Inc.	\$2,000.00	Business	09/14/2010
Washington Leasing, LLC	\$2,000.00	Business	09/10/2010

<b>Subtotal</b>	<b>\$6,000.00</b>		
-----------------	-------------------	--	--

<b>Percentage of Total Contributions</b>	<b>5.47%</b>		
--	--------------	--	--

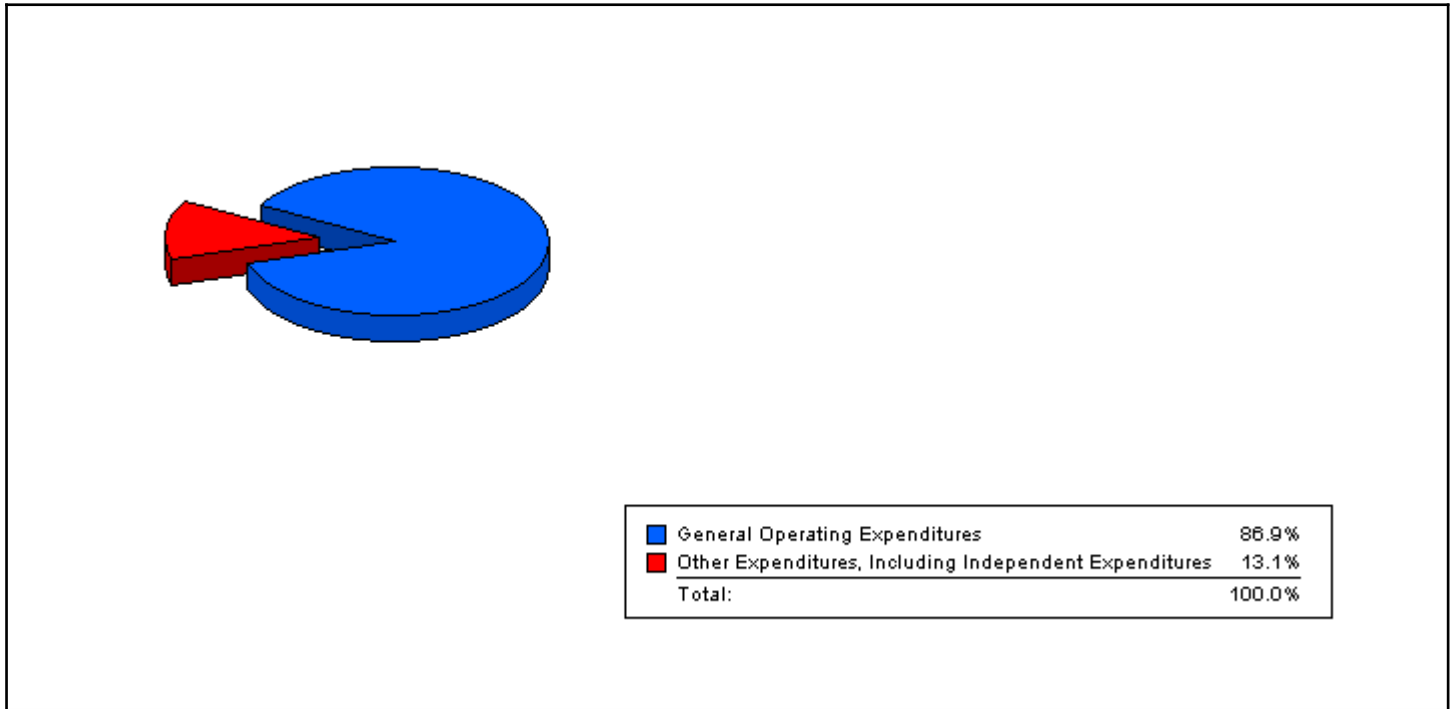
<b>Total</b>	<b>\$109,671.49</b>		
--------------	---------------------	--	--

**DISCLAIMER:** The information presented in the 2011 Biennial Report was taken directly from reports of receipts and expenditures filed by the candidates and political committees; afterward formatted into the applicable graphs and charts.

# DC OFFICE OF CAMPAIGN FINANCE

## 2011 Biennial Report - Political Action Committees

### Summary of Expenditures by Purpose for Committee For A Better DC



Note: This Graph depicts the summary of the expenditures by purpose reported by Committee For A Better DC.

The expenditures are presented in percentage terms by General Operating Expenditures, Transfers to Other Authorized Political Committees, Loan Repayments, Refunds of Contributions, Other Expenditures, and Offsets to Receipts

- General Operating Expenditures may include each expenditure made for Accounting Services, Advertising, Bank Fees, Campaign Events/Fund Raising, Campaign Materials and Supplies, Candidate Loan Re-payment, Catering/Refreshments, Computer Supplies/Equipment, Consulting Services, Equipment Purchases/Rental, In-Kind, Office Maintenance, Office Rental, Office Supplies/Furniture, Other Loan Repayment, Petty Cash, Polling/Mailing Lists, Postage/Shipping/Courier Rates, Printing/Copying, Salary/Stipend, Telephone/Communication, Trash/Poster Removal, Travel/Vehicle Expense, Utility Expense, and other Expenses.
- Transfers to other Authorized Political Committees.
- Loan Repayments.
- Refunds of Contributions may include each contribution Refund to Individuals, Organizations, Political Party Committees, and other Political Committees (PACs).
- Other Expenditures may include all expenditures other than the afore-mentioned, which may include Independent Expenditures made by persons expressly advocating the election or defeat of a clearly identified candidate, which are made without cooperation or consultation with any candidate and/or authorized committee and/or agent of the candidate; Donations to Charities, Churches, Political Committees, Scholarship and Statehood Funds; Payments to the Internal Revenue Service and for Fines; and Tickets to Events.
- Offsets to Receipts may include Refunds, Rebates, Returned Checks, Non-Sufficient Fund Fees, and other Offsets to Operating Expenditures.

**DISCLAIMER:** The information presented in the 2011 Biennial Report was taken directly from reports of receipts and expenditures filed by the candidates and political committees; afterward formatted into the applicable graphs and charts.

**Summary of Expenditures by Purpose for  
Committee For A Better DC**

<b>Purpose</b>	<b>Total Expenditure</b>
General Operating Expenditures	<b>\$1,302.84</b>
Other Expenditures, Including Independent Expenditures	<b>\$197.16</b>
<b>Grand Total</b>	<b>\$1,500.00</b>

**DISCLAIMER:** The information presented in the 2011 Biennial Report was taken directly from reports of receipts and expenditures filed by the candidates and political committees; afterward formatted into the applicable graphs and charts.

## General Operating Expenditures

<b>Purpose</b>	<b>Total Expenditures</b>
Computer Expenses	<b>\$150.00</b>
Consultant/Salary/Stipend	<b>\$150.00</b>
Postage	<b>\$220.00</b>
Rental	<b>\$198.59</b>
Supplies	<b>\$516.79</b>
Travel	<b>\$67.46</b>
<b>Total</b>	<b>\$1,302.84</b>

**DISCLAIMER:** The information presented in the 2011 Biennial Report was taken directly from reports of receipts and expenditures filed by the candidates and political committees; afterward formatted into the applicable graphs and charts.

**Detailed Summary of Expenditures by Purpose for  
Committee For A Better DC  
General Operating Expenditures**

<b>Purpose</b>	<b>Payee</b>	<b>Amount Spent</b>
Computer Expenses	Computer Clinic Center	<b>\$150.00</b>
	<b>Total</b>	<b>\$150.00</b>
Consultant/Salary/Stipend	Griffin, Royce	<b>\$150.00</b>
	<b>Total</b>	<b>\$150.00</b>
Postage	USPS	<b>\$220.00</b>
	<b>Total</b>	<b>\$220.00</b>
Rental	Hertz Rental	<b>\$198.59</b>
	<b>Total</b>	<b>\$198.59</b>
Supplies	Best Buy	<b>\$39.72</b>
	CVS	<b>\$48.07</b>
	Office Depot	<b>\$429.00</b>
	<b>Total</b>	<b>\$516.79</b>
Travel	Exxon/	<b>\$67.46</b>
	<b>Total</b>	<b>\$67.46</b>
<b>Grand Total</b>		<b>\$1,302.84</b>

**DISCLAIMER:** The information presented in the 2011 Biennial Report was taken directly from reports of receipts and expenditures filed by the candidates and political committees; afterward formatted into the applicable graphs and charts.

**Detailed Summary of Expenditures by Purpose for  
Committee For A Better DC  
Other Expenditures, Including Independent Expenditures**

Purpose	Payee	Amount Spent
	Griffin, Royce	<b>\$197.16</b>
	<b>Total</b>	<b>\$197.16</b>
<b>Grand Total</b>		<b>\$197.16</b>

**DISCLAIMER:** The information presented in the 2011 Biennial Report was taken directly from reports of receipts and expenditures filed by the candidates and political committees; afterward formatted into the applicable graphs and charts.



**GENERAL OPERATING EXPENDITURES**

Committee For A Better DC		Detailed Expenditures by Purpose	
Payee Name	Amount of Expenditure	Date of Expenditure	
<b>Computer Expenses</b>			
Computer Clinic Center	\$150.00	08/09/2010	
<b>Consultant/Salary/Stipend</b>			
Griffin, Royce	\$150.00	07/27/2010	
<b>Postage</b>			
USPS	\$220.00	07/17/2010	
<b>Rental</b>			
Hertz Rental	\$198.59	07/19/2010	
<b>Supplies</b>			
Best Buy	\$39.72	07/19/2010	
CVS	\$48.07	07/13/2010	
Office Depot	\$429.00	07/17/2010	
<b>Travel</b>			
Exxon/	\$67.46	07/21/2010	
<b>Subtotal</b>		<b>\$1,302.84</b>	
<b>Percentage of Total Expenditures</b>		<b>86.86%</b>	


**OTHER EXPENDITURES, INCLUDING INDEPENDENT EXPENDITURES**

Committee For A Better DC		Detailed Expenditures by Purpose	
Payee Name	Amount of Expenditure	Date of Expenditure	
Griffin, Royce	\$197.16	10/11/2010	
<b>Subtotal</b>		<b>\$197.16</b>	
<b>Percentage of Total Expenditures</b>		<b>13.14%</b>	
<b>Total</b>		<b>\$1,500.00</b>	

**DISCLAIMER:** The information presented in the 2011 Biennial Report was taken directly from reports of receipts and expenditures filed by the candidates and political committees; afterward formatted into the applicable graphs and charts.

**DC OFFICE OF CAMPAIGN FINANCE**  
**2011 Biennial Report - Political Action Committees**

**Summary of Contributions by Donor Type for  
Committee For A Better DC**



Note: This Graph depicts the summary of the contributions by donor categories reported by the Committee For A Better DC Principal Campaign Committee

The contributions are presented in percentage terms by donor categories, and may include each contribution received from Businesses, Corporations, Corporate Sponsored Political Action Committees, Individuals, Labor Sponsored Political Action Committees, Political Party Committees, Partnerships, and the Candidate. The summary may also note Other Receipts reported, such as Dividends, Interest, Refunds, and Rebates.

**DISCLAIMER:** The information presented in the 2011 Biennial Report was taken directly from reports of receipts and expenditures filed by the candidates and political committees; afterward formatted into the applicable graphs and charts.

**Summary of Contributions by Donor Type for  
Committee For A Better DC**

<b>Donor Type</b>	<b>Received</b>
Individual	<b>\$1,500.00</b>
<b>Grand Total</b>	<b>\$1,500.00</b>

**DISCLAIMER:** The information presented in the 2011 Biennial Report was taken directly from reports of receipts and expenditures filed by the candidates and political committees; afterward formatted into the applicable graphs and charts.

**Detailed Summary of Contributions by Donor Type for  
Committee For A Better DC**

<b>Donor Type</b>	<b>Name</b>	<b>Received</b>
Individual	Debos, Reggie	<b>\$1,000.00</b>
	Robinson, Katy	<b>\$500.00</b>
	<b>Total</b>	<b>\$1,500.00</b>
<b>Grand Total</b>		<b>\$1,500.00</b>

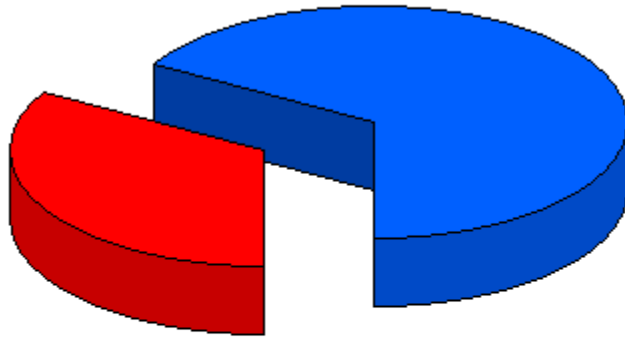
**DISCLAIMER:** The information presented in the 2011 Biennial Report was taken directly from reports of receipts and expenditures filed by the candidates and political committees; afterward formatted into the applicable graphs and charts.

Contributor Name	Amount	Date of Receipt
<b>Individual</b>		
Debos, Reggie	\$1,000.00	07/15/2010
Robinson, Katy	\$500.00	07/13/2010
	<b>Subtotal</b>	
	<b>\$1,500.00</b>	
	<b>Percentage of Total Contributions</b>	
	<b>100.00%</b>	
	<b>Total</b>	
	<b>\$1,500.00</b>	

**DISCLAIMER:** The information presented in the 2011 Biennial Report was taken directly from reports of receipts and expenditures filed by the candidates and political committees; afterward formatted into the applicable graphs and charts.

**DC OFFICE OF CAMPAIGN FINANCE**  
**2011 Biennial Report - Political Action Committees**

**Summary of Contributions by Amount for  
Committee For A Better DC**



■ Contributions greater or equal to \$1000 but less or equal to \$2000	66.7%
■ Contributions Greater than or equal to \$500 but less than \$1000	33.3%
Total:	100.0%

Note: This Graph depicts the summary of the contributions dollar amount reported by the Committee For A Better DC Principal Campaign Committee

The contributions are presented in percentage terms in dollar amount, by the size of the contribution, including contribution greater than \$2000; contributions greater than or equal to \$1000 but less than or equal to \$2000; contributions greater than or equal to \$500 but less than or equal to \$1000; contributions greater than or equal to \$250 but less than or equal to \$500; contributions greater than or equal to \$100 but less than or equal to \$250; and contributions less than \$100.

**DISCLAIMER:** The information presented in the 2011 Biennial Report was taken directly from reports of receipts and expenditures filed by the candidates and political committees; afterward formatted into the applicable graphs and charts.

## Summary of Contributions by Amount for Committee For A Better DC

Denomination Type	Amount Received
Contributions greater or equal to \$1000 but less or equal to \$2000	\$1,000.00
Contributions greater than or equal to \$500 but less than \$1000	\$500.00
<b>Grand Total</b>	<b>\$1,500.00</b>

**DISCLAIMER:** The information presented in the 2011 Biennial Report was taken directly from reports of receipts and expenditures filed by the candidates and political committees; afterward formatted into the applicable graphs and charts.

**Detailed Summary of Contributions by Amount for  
Committee For A Better DC**

<b>Denomination Type</b>	<b>Name</b>	<b>Received</b>
Contributions greater or equal to \$1000 but less or equal to \$2000	Debos, Reggie	<b>\$1,000.00</b>
	Total	<b>\$1,000.00</b>
Contributions greater than or equal to \$500 but less than \$1000	Robinson, Katy	<b>\$500.00</b>
	Total	<b>\$500.00</b>
<b>Grand Total</b>		<b>\$1,500.00</b>

**DISCLAIMER:** The information presented in the 2011 Biennial Report was taken directly from reports of receipts and expenditures filed by the candidates and political committees; afterward formatted into the applicable graphs and charts.



Contributor Name	Amount	Type of Contributor	Date of Receipt
------------------	--------	---------------------	-----------------

**Contributions greater or equal to \$1000 but less or equal to \$2000**

Debos, Reggie	\$1,000.00	Individual	07/15/2010
---------------	------------	------------	------------

<b>Subtotal</b>	<b>\$1,000.00</b>		
-----------------	-------------------	--	--

<b>Percentage of Total Contributions</b>	<b>66.67%</b>		
--	---------------	--	--

Contributor Name	Amount	Type of Contributor	Date of Receipt
------------------	--------	---------------------	-----------------

**Contributions Greater than or equal to \$500 but less than \$1000**

Robinson, Katy	\$500.00	Individual	07/13/2010
----------------	----------	------------	------------

<b>Subtotal</b>	<b>\$500.00</b>		
-----------------	-----------------	--	--

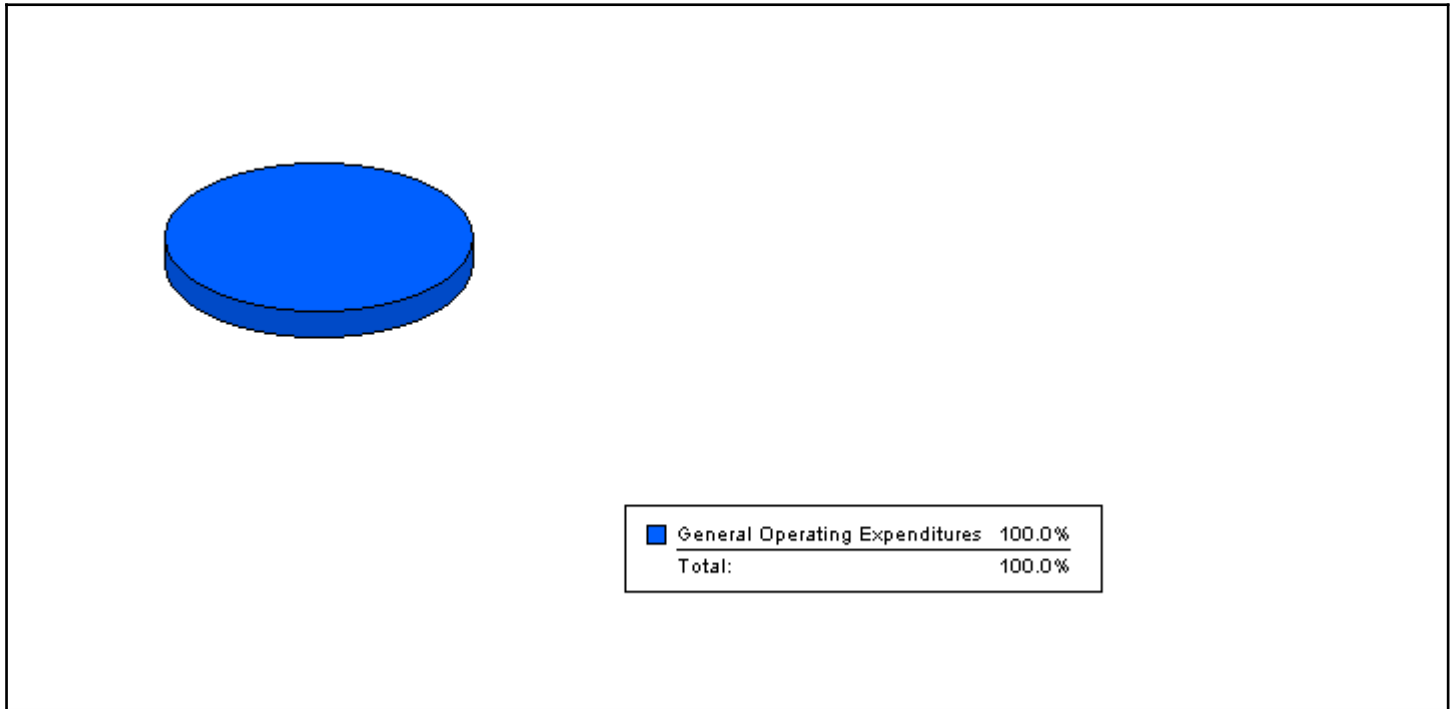
<b>Percentage of Total Contributions</b>	<b>33.33%</b>		
--	---------------	--	--

<b>Total</b>	<b>\$1,500.00</b>		
--------------	-------------------	--	--

# DC OFFICE OF CAMPAIGN FINANCE

## 2011 Biennial Report - Political Action Committees

### Summary of Expenditures by Purpose for Community Labor Coalition for Change Committee



Note: This Graph depicts the summary of the expenditures by purpose reported by Community Labor Coalition for Change Committee. The expenditures are presented in percentage terms by General Operating Expenditures, Transfers to Other Authorized Political Committees, Loan Repayments, Refunds of Contributions, Other Expenditures, and Offsets to Receipts

- General Operating Expenditures may include each expenditure made for Accounting Services, Advertising, Bank Fees, Campaign Events/Fund Raising, Campaign Materials and Supplies, Candidate Loan Re-payment, Catering/Refreshments, Computer Supplies/Equipment, Consulting Services, Equipment Purchases/Rental, In-Kind, Office Maintenance, Office Rental, Office Supplies/Furniture, Other Loan Repayment, Petty Cash, Polling/Mailing Lists, Postage/Shipping/Courier Rates, Printing/Copying, Salary/Stipend, Telephone/Communication, Trash/Poster Removal, Travel/Vehicle Expense, Utility Expense, and other Expenses.
- Transfers to other Authorized Political Committees.
- Loan Repayments.
- Refunds of Contributions may include each contribution Refund to Individuals, Organizations, Political Party Committees, and other Political Committees (PACs).
- Other Expenditures may include all expenditures other than the afore-mentioned, which may include Independent Expenditures made by persons expressly advocating the election or defeat of a clearly identified candidate, which are made without cooperation or consultation with any candidate and/or authorized committee and/or agent of the candidate; Donations to Charities, Churches, Political Committees, Scholarship and Statehood Funds; Payments to the Internal Revenue Service and for Fines; and Tickets to Events.
- Offsets to Receipts may include Refunds, Rebates, Returned Checks, Non-Sufficient Fund Fees, and other Offsets to Operating Expenditures.

**DISCLAIMER:** The information presented in the 2011 Biennial Report was taken directly from reports of receipts and expenditures filed by the candidates and political committees; afterward formatted into the applicable graphs and charts.

**Summary of Expenditures by Purpose for  
Community Labor Coalition for Change Committee**

<b>Purpose</b>	<b>Total Expenditure</b>
General Operating Expenditures	<b>\$401,666.39</b>
<b>Grand Total</b>	<b>\$401,666.39</b>

**DISCLAIMER:** The information presented in the 2011 Biennial Report was taken directly from reports of receipts and expenditures filed by the candidates and political committees; afterward formatted into the applicable graphs and charts.

## General Operating Expenditures

<b>Purpose</b>	<b>Total Expenditures</b>
Advertising	<b>\$145,171.42</b>
Campaign Materials	<b>\$40,771.90</b>
Consultant/Salary/Stipend	<b>\$138,681.60</b>
Polling/Mailing List	<b>\$58,326.95</b>
Postage	<b>\$5,581.99</b>
Rental	<b>\$4,292.53</b>
Travel	<b>\$8,840.00</b>
<b>Total</b>	<b>\$401,666.39</b>

**DISCLAIMER:** The information presented in the 2011 Biennial Report was taken directly from reports of receipts and expenditures filed by the candidates and political committees; afterward formatted into the applicable graphs and charts.

**Detailed Summary of Expenditures by Purpose for  
Community Labor Coalition for Change Committee  
General Operating Expenditures**

<b>Purpose</b>	<b>Payee</b>	<b>Amount Spent</b>
Advertising	McCarrow, Patricia	<b>\$43,600.00</b>
	McCarrow, Yelling	<b>\$1,599.00</b>
	MSHC Partners Inc.	<b>\$43,405.58</b>
	Precision Communications	<b>\$26,329.84</b>
	Radio One	<b>\$9,010.00</b>
	Washington Afro American	<b>\$2,250.00</b>
	Washington Informer	<b>\$2,077.00</b>
	WHUR	<b>\$10,000.00</b>
	Woodson, Joyce	<b>\$400.00</b>
	WTOP	<b>\$6,500.00</b>
	<b>Total</b>	<b>\$145,171.42</b>
Campaign Materials	MSHC Partners Inc.	<b>\$38,912.90</b>
	Tiger Eye, LLC	<b>\$1,859.00</b>
	<b>Total</b>	<b>\$40,771.90</b>
Consultant/Salary/Stipend	D-Flat Communications	<b>\$25,000.00</b>
	Group, Lancer	<b>\$59,000.00</b>
	GRS Consulting	<b>\$53,438.00</b>
	Katz & Ranzman PC.	<b>\$811.60</b>
	Metropolitan Washington	<b>\$432.00</b>
	<b>Total</b>	<b>\$138,681.60</b>
Polling/Mailing List	MSHC Partners Inc.	<b>\$38,912.90</b>
	Precision Communications	<b>\$19,414.05</b>
	<b>Total</b>	<b>\$58,326.95</b>
Postage	ACCU Mail	<b>\$5,581.99</b>
	<b>Total</b>	<b>\$5,581.99</b>
Rental	American Express	<b>\$4,292.53</b>
	<b>Total</b>	<b>\$4,292.53</b>

**DISCLAIMER:** The information presented in the 2011 Biennial Report was taken directly from reports of receipts and expenditures filed by the candidates and political committees; afterward formatted into the applicable graphs and charts.

Travel	Battle, Robert	\$180.00
	Cannady, Mel	\$180.00
	Carroll, Andrea	\$180.00
	Davis, Joseph	\$180.00
	Garner, Charles	\$180.00
	Gibson, Clarence	\$180.00
	Givens, Zelma	\$180.00
	Metropolitan Shuttle	\$7,040.00
	Plummer, Martin	\$180.00
	Thompson, Larry	\$180.00
	Wesley, Walter	\$180.00
		<b>Total</b>
<b>Grand Total</b>		<b>\$401,666.39</b>

**DISCLAIMER:** The information presented in the 2011 Biennial Report was taken directly from reports of receipts and expenditures filed by the candidates and political committees; afterward formatted into the applicable graphs and charts.

## GENERAL OPERATING EXPENDITURES

Community Labor Coalition for Change Committee		Detailed Expenditures by Purpose	
Payee Name	Amount of Expenditure	Date of Expenditure	
<b>Advertising</b>			
McCarrow, Patricia	\$43,600.00	09/08/2010	
McCarrow, Yelling	\$1,599.00	09/08/2010	
MSHC Partners Inc.	\$5,690.00	10/05/2010	
MSHC Partners Inc.	\$37,715.58	10/05/2010	
Precision Communications	\$26,329.84	09/24/2010	
Radio One	\$9,010.00	09/01/2010	
Washington Afro American	\$2,250.00	09/08/2010	
Washington Informer	\$2,077.00	09/01/2010	
WHUR	\$10,000.00	09/01/2010	
Woodson, Joyce	\$400.00	09/24/2010	
WTOP	\$6,500.00	09/01/2010	
<b>Campaign Materials</b>			
MSHC Partners Inc.	\$38,912.90	10/05/2010	
Tiger Eye, LLC	\$1,859.00	09/03/2010	
<b>Consultant/Salary/Stipend</b>			
D-Flat Communications	\$25,000.00	09/16/2010	
Group, Lancer	\$59,000.00	09/08/2010	
GRS Consulting	\$53,438.00	09/14/2010	
Katz & Ranzman PC.	\$811.60	09/24/2010	
Metropolitan Washington	\$432.00	09/29/2010	
<b>Polling/Mailing List</b>			
MSHC Partners Inc.	\$38,912.90	09/03/2010	
Precision Communications	\$19,414.05	09/03/2010	
<b>Postage</b>			
ACCU Mail	\$3,302.57	09/03/2010	
ACCU Mail	\$2,279.42	09/01/2010	
<b>Rental</b>			
American Express	\$4,292.53	09/29/2010	
<b>Travel</b>			

**DISCLAIMER:** The information presented in the 2011 Biennial Report was taken directly from reports of receipts and expenditures filed by the candidates and political committees; afterward formatted into the applicable graphs and charts.

**GENERAL OPERATING EXPENDITURES**


Community Labor Coalition for Change Committee		Detailed Expenditures by Purpose
Payee Name	Amount of Expenditure	Date of Expenditure
Battle, Robert	\$180.00	09/17/2010
Cannady, Mel	\$180.00	09/17/2010
Carroll, Andrea	\$180.00	09/17/2010
Davis, Joseph	\$180.00	09/17/2010
Garner, Charles	\$180.00	09/17/2010
Gibson, Clarence	\$180.00	09/17/2010
Givens, Zelma	\$180.00	09/17/2010
Metropolitan Shuttle	\$7,040.00	09/08/2010
Plummer, Martin	\$180.00	09/17/2010
Thompson, Larry	\$180.00	09/17/2010
Wesley, Walter	\$180.00	09/17/2010
	<b>Subtotal</b>	<b>\$401,666.39</b>
	<b>Percentage of Total Expenditures</b>	<b>100.00%</b>
	<b>Total</b>	<b>\$401,666.39</b>

**DISCLAIMER:** The information presented in the 2011 Biennial Report was taken directly from reports of receipts and expenditures filed by the candidates and political committees; afterward formatted into the applicable graphs and charts.



**DC OFFICE OF CAMPAIGN FINANCE**  
**2011 Biennial Report - Political Action Committees**

**Summary of Contributions by Donor Type for  
Community Labor Coalition for Change Committee**



Note: This Graph depicts the summary of the contributions by donor categories reported by the Community Labor Coalition for Change Committee Principal Campaign Committee

The contributions are presented in percentage terms by donor categories, and may include each contribution received from Businesses, Corporations, Corporate Sponsored Political Action Committees, Individuals, Labor Sponsored Political Action Committees, Political Party Committees, Partnerships, and the Candidate. The summary may also note Other Receipts reported, such as Dividends, Interest, Refunds, and Rebates.

**DISCLAIMER:** The information presented in the 2011 Biennial Report was taken directly from reports of receipts and expenditures filed by the candidates and political committees; afterward formatted into the applicable graphs and charts.

## Summary of Contributions by Donor Type for Community Labor Coalition for Change Committee

Donor Type	Received
Labor	<b>\$463,368.00</b>
<b>Grand Total</b>	<b>\$463,368.00</b>

**DISCLAIMER:** The information presented in the 2011 Biennial Report was taken directly from reports of receipts and expenditures filed by the candidates and political committees; afterward formatted into the applicable graphs and charts.

**Detailed Summary of Contributions by Donor Type for  
Community Labor Coalition for Change Committee**

<b>Donor Type</b>	<b>Name</b>	<b>Received</b>
Labor	Amalgamated Transit Union Local 689	<b>\$25,000.00</b>
	American Federation of Teachers	<b>\$381,368.00</b>
	Brotherhood of Locomotive 482	<b>\$2,000.00</b>
	Communications Workers of America	<b>\$5,000.00</b>
	Iron Workers Political Ed Ford Local 5	<b>\$5,000.00</b>
	SEIU Local 722	<b>\$5,000.00</b>
	Unite Here Local 25 Tip Fund	<b>\$25,000.00</b>
	United Food & Commercial Union Local 400	<b>\$15,000.00</b>
	<b>Total</b>	<b>\$463,368.00</b>
<b>Grand Total</b>		<b>\$463,368.00</b>

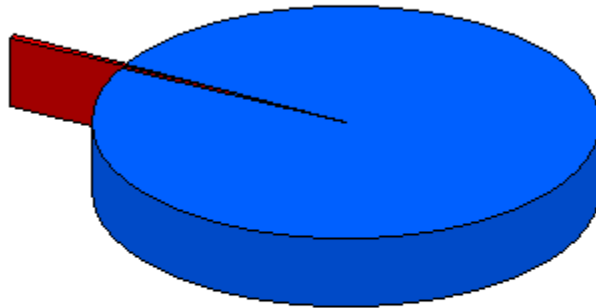
**DISCLAIMER:** The information presented in the 2011 Biennial Report was taken directly from reports of receipts and expenditures filed by the candidates and political committees; afterward formatted into the applicable graphs and charts.

<b>Contributor Name</b>	<b>Amount</b>	<b>Date of Receipt</b>
<b>Labor</b>		
Amalgamated Transit Union Local 689	\$25,000.00	09/01/2010
American Federation of Teachers	\$45,000.00	09/02/2010
American Federation of Teachers	\$336,368.00	09/03/2010
Brotherhood of Locomotive 482	\$2,000.00	09/16/2010
Communications Workers of America	\$5,000.00	09/07/2010
Iron Workers Political Ed Ford Local 5	\$5,000.00	08/31/2010
SEIU Local 722	\$5,000.00	08/27/2010
Unite Here Local 25 Tip Fund	\$25,000.00	09/01/2010
United Food & Commercial Union Local 400	\$15,000.00	09/22/2010
	<b>Subtotal</b>	
	<b>\$463,368.00</b>	
	<b>Percentage of Total Contributions</b>	
	<b>100.00%</b>	
	<b>Total</b>	
	<b>\$463,368.00</b>	

**DISCLAIMER:** The information presented in the 2011 Biennial Report was taken directly from reports of receipts and expenditures filed by the candidates and political committees; afterward formatted into the applicable graphs and charts.

**DC OFFICE OF CAMPAIGN FINANCE**  
**2011 Biennial Report - Political Action Committees**

**Summary of Contributions by Amount for  
Community Labor Coalition for Change Committee**



Contributions Greater than \$2000	99.6%
Contributions greater or equal to \$1000 but less or equal to \$2000	0.4%
Total:	100.0%

Note: This Graph depicts the summary of the contributions dollar amount reported by the Community Labor Coalition for Change Committee Principal Campaign Committee

The contributions are presented in percentage terms in dollar amount, by the size of the contribution, including contribution greater than \$2000; contributions greater than or equal to \$1000 but less than or equal to \$2000; contributions greater than or equal to \$500 but less than or equal to \$1000; contributions greater than or equal to \$250 but less than or equal to \$500; contributions greater than or equal to \$100 but less than or equal to \$250; and contributions less than \$100.

**DISCLAIMER:** The information presented in the 2011 Biennial Report was taken directly from reports of receipts and expenditures filed by the candidates and political committees; afterward formatted into the applicable graphs and charts.

## **Summary of Contributions by Amount for Community Labor Coalition for Change Committee**

<b>Denomination Type</b>	<b>Amount Received</b>
Contributions Greater than \$2000	<b>\$461,368.00</b>
Contributions greater or equal to \$1000 but less or equal to \$2000	<b>\$2,000.00</b>
<b>Grand Total</b>	<b>\$463,368.00</b>

**DISCLAIMER:** The information presented in the 2011 Biennial Report was taken directly from reports of receipts and expenditures filed by the candidates and political committees; afterward formatted into the applicable graphs and charts.

## Detailed Summary of Contributions by Amount for Community Labor Coalition for Change Committee

Denomination Type	Name	Received
Contributions Greater than \$2000	Amalgamated Transit Union Local 689	\$25,000.00
	American Federation of Teachers	\$45,000.00
	American Federation of Teachers	\$336,368.00
	Communications Workers of America	\$5,000.00
	Iron Workers Political Ed Ford Local 5	\$5,000.00
	SEIU Local 722	\$5,000.00
	Unite Here Local 25 Tip Fund	\$25,000.00
	United Food & Commercial Union Local 400	\$15,000.00
	Total	<b>\$461,368.00</b>
Contributions greater or equal to \$1000 but less or equal to \$2000	Brotherhood of Locomotive 482	\$2,000.00
	Total	<b>\$2,000.00</b>
<b>Grand Total</b>		<b>\$463,368.00</b>

**DISCLAIMER:** The information presented in the 2011 Biennial Report was taken directly from reports of receipts and expenditures filed by the candidates and political committees; afterward formatted into the applicable graphs and charts.

Contributor Name	Amount	Type of Contributor	Date of Receipt
<b>Contributions Greater than \$2000</b>			
Amalgamated Transit Union Local 689	\$25,000.00	Labor	09/01/2010
American Federation of Teachers	\$45,000.00	Labor	09/02/2010
American Federation of Teachers	\$336,368.00	Labor	09/03/2010
Communications Workers of America	\$5,000.00	Labor	09/07/2010
Iron Workers Political Ed Ford Local 5	\$5,000.00	Labor	08/31/2010
SEIU Local 722	\$5,000.00	Labor	08/27/2010
Unite Here Local 25 Tip Fund	\$25,000.00	Labor	09/01/2010
United Food & Commercial Union Local 400	\$15,000.00	Labor	09/22/2010
<b>Subtotal</b>	<b>\$461,368.00</b>		
<b>Percentage of Total Contributions</b>	<b>99.57%</b>		

Contributor Name	Amount	Type of Contributor	Date of Receipt
<b>Contributions greater or equal to \$1000 but less or equal to \$2000</b>			
Brotherhood of Locomotive 482	\$2,000.00	Labor	09/16/2010
<b>Subtotal</b>	<b>\$2,000.00</b>		
<b>Percentage of Total Contributions</b>	<b>0.43%</b>		
<b>Total</b>	<b>\$463,368.00</b>		

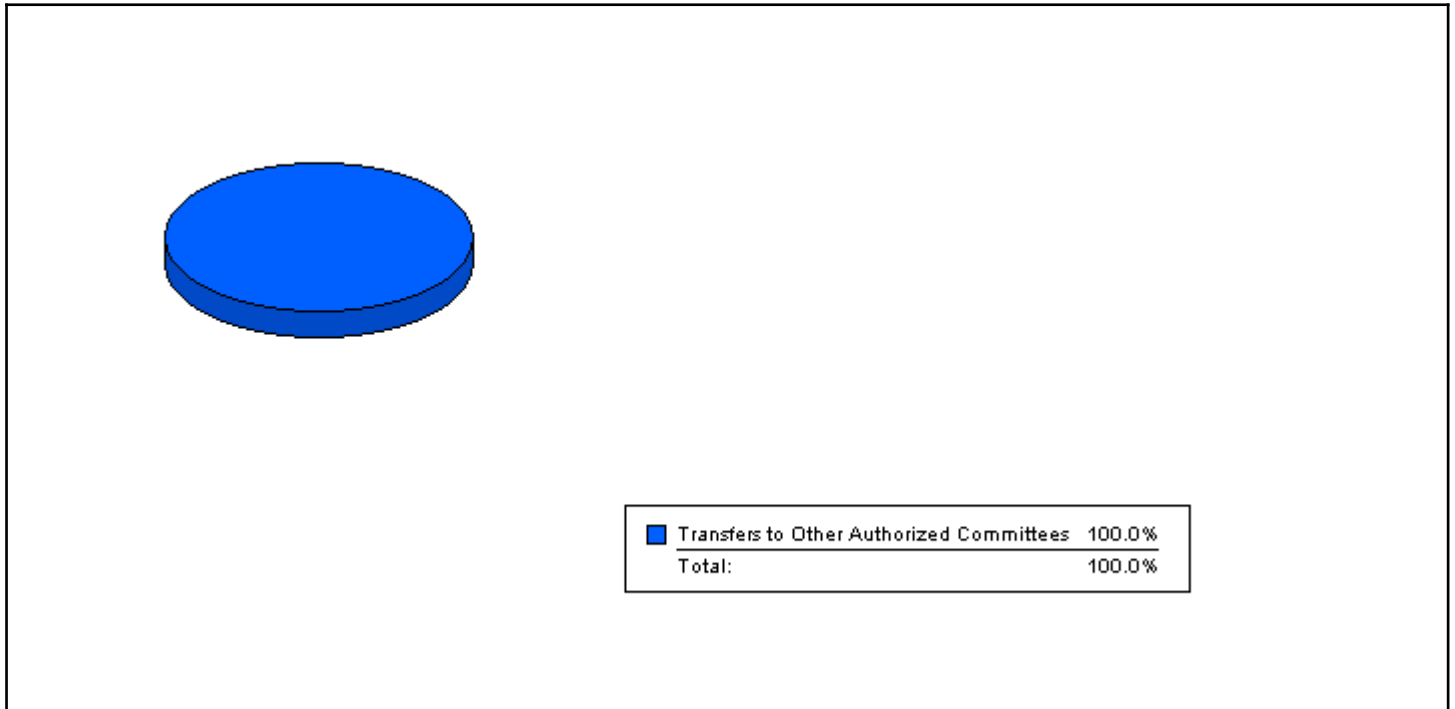
**DISCLAIMER:** The information presented in the 2011 Biennial Report was taken directly from reports of receipts and expenditures filed by the candidates and political committees; afterward formatted into the applicable graphs and charts.



# DC OFFICE OF CAMPAIGN FINANCE

## 2011 Biennial Report - Political Action Committees

### Summary of Expenditures by Purpose for Credit Union PAC of Washington D.C.



Note: This Graph depicts the summary of the expenditures by purpose reported by Credit Union PAC of Washington D.C..

The expenditures are presented in percentage terms by General Operating Expenditures, Transfers to Other Authorized Political Committees, Loan Repayments, Refunds of Contributions, Other Expenditures, and Offsets to Receipts

- General Operating Expenditures may include each expenditure made for Accounting Services, Advertising, Bank Fees, Campaign Events/Fund Raising, Campaign Materials and Supplies, Candidate Loan Re-payment, Catering/Refreshments, Computer Supplies/Equipment, Consulting Services, Equipment Purchases/Rental, In-Kind, Office Maintenance, Office Rental, Office Supplies/Furniture, Other Loan Repayment, Petty Cash, Polling/Mailing Lists, Postage/Shipping/Courier Rates, Printing/Copying, Salary/Stipend, Telephone/Communication, Trash/Poster Removal, Travel/Vehicle Expense, Utility Expense, and other Expenses.
- Transfers to other Authorized Political Committees.
- Loan Repayments.
- Refunds of Contributions may include each contribution Refund to Individuals, Organizations, Political Party Committees, and other Political Committees (PACs).
- Other Expenditures may include all expenditures other than the afore-mentioned, which may include Independent Expenditures made by persons expressly advocating the election or defeat of a clearly identified candidate, which are made without cooperation or consultation with any candidate and/or authorized committee and/or agent of the candidate; Donations to Charities, Churches, Political Committees, Scholarship and Statehood Funds; Payments to the Internal Revenue Service and for Fines; and Tickets to Events.
- Offsets to Receipts may include Refunds, Rebates, Returned Checks, Non-Sufficient Fund Fees, and other Offsets to Operating Expenditures.

**DISCLAIMER:** The information presented in the 2011 Biennial Report was taken directly from reports of receipts and expenditures filed by the candidates and political committees; afterward formatted into the applicable graphs and charts.

**Summary of Expenditures by Purpose for  
Credit Union PAC of Washington D.C.**

<b>Purpose</b>	<b>Total Expenditure</b>
Transfers to Other Authorized Committees	<b>\$100.00</b>
<b>Grand Total</b>	<b>\$100.00</b>

**DISCLAIMER:** The information presented in the 2011 Biennial Report was taken directly from reports of receipts and expenditures filed by the candidates and political committees; afterward formatted into the applicable graphs and charts.

**Detailed Summary of Expenditures by Purpose for  
Credit Union PAC of Washington D.C.  
Transfers to Other Authorized Committees**

Purpose	Payee	Amount Spent
Transfer	Cray for Mayor	<b>\$100.00</b>
	<b>Total</b>	<b>\$100.00</b>
	<b>Grand Total</b>	<b>\$100.00</b>

**DISCLAIMER:** The information presented in the 2011 Biennial Report was taken directly from reports of receipts and expenditures filed by the candidates and political committees; afterward formatted into the applicable graphs and charts.


**TRANSFERS TO OTHER AUTHORIZED COMMITTEES**

Credit Union PAC of Washington D.C.		Detailed Expenditures by Purpose	
Payee Name	Amount of Expenditure	Date of Expenditure	
<b>Transfer</b>			
Cray for Mayor	\$100.00	08/27/2010	
	<b>Subtotal</b>	<b>\$100.00</b>	
	<b>Percentage of Total Expenditures</b>	<b>100.00%</b>	
	<b>Total</b>	<b>\$100.00</b>	

**DISCLAIMER:** The information presented in the 2011 Biennial Report was taken directly from reports of receipts and expenditures filed by the candidates and political committees; afterward formatted into the applicable graphs and charts.

**DC OFFICE OF CAMPAIGN FINANCE**  
**2011 Biennial Report - Political Action Committees**

**Summary of Contributions by Donor Type for  
Credit Union PAC of Washington D.C.**



Note: This Graph depicts the summary of the contributions by donor categories reported by the Credit Union PAC of Washington D.C. Principal Campaign Committee

The contributions are presented in percentage terms by donor categories, and may include each contribution received from Businesses, Corporations, Corporate Sponsored Political Action Committees, Individuals, Labor Sponsored Political Action Committees, Political Party Committees, Partnerships, and the Candidate. The summary may also note Other Receipts reported, such as Dividends, Interest, Refunds, and Rebates.

**DISCLAIMER:** The information presented in the 2011 Biennial Report was taken directly from reports of receipts and expenditures filed by the candidates and political committees; afterward formatted into the applicable graphs and charts.

**Summary of Contributions by Donor Type for  
Credit Union PAC of Washington D.C.**

<b>Donor Type</b>	<b>Received</b>
Dividend	<b>\$3.32</b>
<b>Grand Total</b>	<b>\$3.32</b>

**DISCLAIMER:** The information presented in the 2011 Biennial Report was taken directly from reports of receipts and expenditures filed by the candidates and political committees; afterward formatted into the applicable graphs and charts.

**Detailed Summary of Contributions by Donor Type for  
Credit Union PAC of Washington D.C.**

<b>Donor Type</b>	<b>Name</b>	<b>Received</b>
Dividend	District Government EFCU	<b>\$3.32</b>
	<b>Total</b>	<b>\$3.32</b>
<b>Grand Total</b>		<b>\$3.32</b>

**DISCLAIMER:** The information presented in the 2011 Biennial Report was taken directly from reports of receipts and expenditures filed by the candidates and political committees; afterward formatted into the applicable graphs and charts.

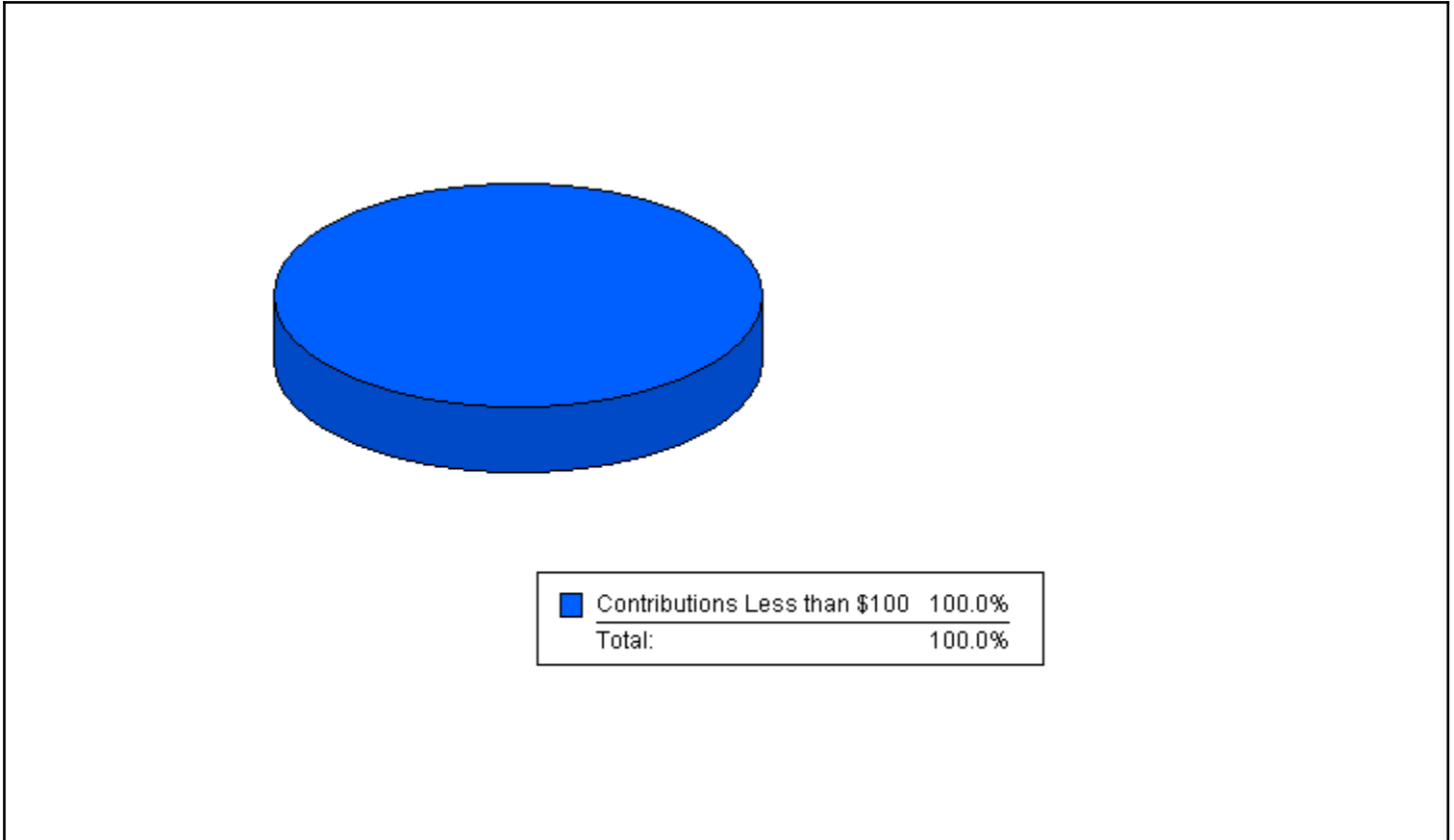
Contributor Name	Amount	Date of Receipt
<b>Dividend</b>		
District Government EFCU	\$3.32	12/31/2009
<b>Subtotal</b>	<b>\$3.32</b>	
<b>Percentage of Total Contributions</b>	<b>100.00%</b>	
<b>Total</b>	<b>\$3.32</b>	

**DISCLAIMER:** The information presented in the 2011 Biennial Report was taken directly from reports of receipts and expenditures filed by the candidates and political committees; afterward formatted into the applicable graphs and charts.



**DC OFFICE OF CAMPAIGN FINANCE**  
**2011 Biennial Report - Political Action Committees**

**Summary of Contributions by Amount for  
Credit Union PAC of Washington D.C.**



Note: This Graph depicts the summary of the contributions dollar amount reported by the Credit Union PAC of Washington D.C. Principal Campaign Committee

The contributions are presented in percentage terms in dollar amount, by the size of the contribution, including contribution greater than \$2000; contributions greater than or equal to \$1000 but less than or equal to \$2000; contributions greater than or equal to \$500 but less than or equal to \$1000; contributions greater than or equal to \$250 but less than or equal to \$500; contributions greater than or equal to \$100 but less than or equal to \$250; and contributions less than \$100.

**DISCLAIMER:** The information presented in the 2011 Biennial Report was taken directly from reports of receipts and expenditures filed by the candidates and political committees; afterward formatted into the applicable graphs and charts.

**Summary of Contributions by Amount for  
Credit Union PAC of Washington D.C.**

<b>Denomination Type</b>	<b>Amount Received</b>
Contributions less than \$100	<b>\$3.32</b>
<b>Grand Total</b>	<b>\$3.32</b>

**DISCLAIMER:** The information presented in the 2011 Biennial Report was taken directly from reports of receipts and expenditures filed by the candidates and political committees; afterward formatted into the applicable graphs and charts.

**Detailed Summary of Contributions by Amount for  
Credit Union PAC of Washington D.C.**

<b>Denomination Type</b>	<b>Name</b>	<b>Received</b>
Contributions less than \$100	District Government EFCU	<b>\$3.32</b>
	Total	<b>\$3.32</b>
<b>Grand Total</b>		<b>\$3.32</b>

**DISCLAIMER:** The information presented in the 2011 Biennial Report was taken directly from reports of receipts and expenditures filed by the candidates and political committees; afterward formatted into the applicable graphs and charts.

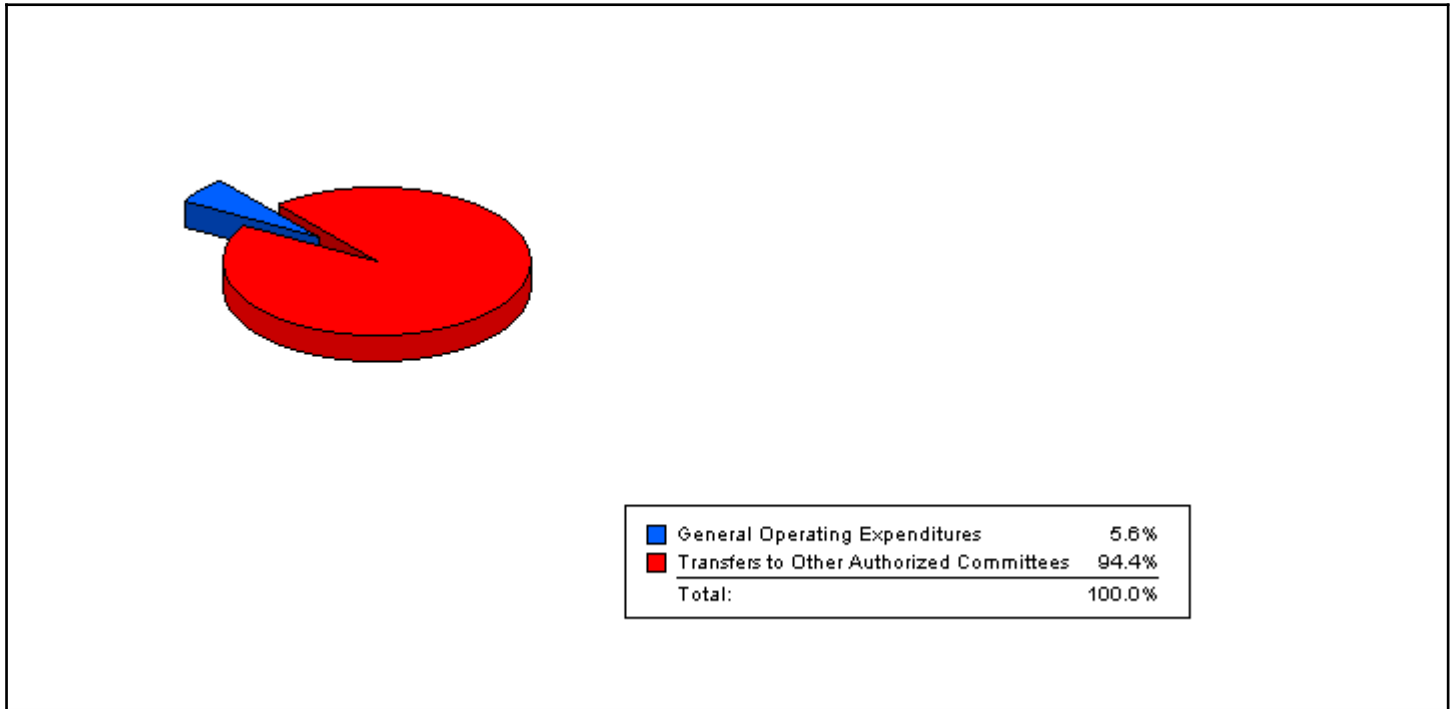
Contributor Name	Amount	Type of Contributor	Date of Receipt
<b>Contributions Less than \$100</b>			
District Government EFCU	\$3.32	Dividend	12/31/2009
<b>Subtotal</b>	<b>\$3.32</b>		
<b>Percentage of Total Contributions</b>	<b>100.00%</b>		
<b>Total</b>	<b>\$3.32</b>		

**DISCLAIMER:** The information presented in the 2011 Biennial Report was taken directly from reports of receipts and expenditures filed by the candidates and political committees; afterward formatted into the applicable graphs and charts.

# DC OFFICE OF CAMPAIGN FINANCE

## 2011 Biennial Report - Political Action Committees

### Summary of Expenditures by Purpose for D.C. ACORN Political Action Committee



Note: This Graph depicts the summary of the expenditures by purpose reported by D.C. ACORN Political Action Committee.

The expenditures are presented in percentage terms by General Operating Expenditures, Transfers to Other Authorized Political Committees, Loan Repayments, Refunds of Contributions, Other Expenditures, and Offsets to Receipts

- General Operating Expenditures may include each expenditure made for Accounting Services, Advertising, Bank Fees, Campaign Events/Fund Raising, Campaign Materials and Supplies, Candidate Loan Re-payment, Catering/Refreshments, Computer Supplies/Equipment, Consulting Services, Equipment Purchases/Rental, In-Kind, Office Maintenance, Office Rental, Office Supplies/Furniture, Other Loan Repayment, Petty Cash, Polling/Mailing Lists, Postage/Shipping/Courier Rates, Printing/Copying, Salary/Stipend, Telephone/Communication, Trash/Poster Removal, Travel/Vehicle Expense, Utility Expense, and other Expenses.
- Transfers to other Authorized Political Committees.
- Loan Repayments.
- Refunds of Contributions may include each contribution Refund to Individuals, Organizations, Political Party Committees, and other Political Committees (PACs).
- Other Expenditures may include all expenditures other than the afore-mentioned, which may include Independent Expenditures made by persons expressly advocating the election or defeat of a clearly identified candidate, which are made without cooperation or consultation with any candidate and/or authorized committee and/or agent of the candidate; Donations to Charities, Churches, Political Committees, Scholarship and Statehood Funds; Payments to the Internal Revenue Service and for Fines; and Tickets to Events.
- Offsets to Receipts may include Refunds, Rebates, Returned Checks, Non-Sufficient Fund Fees, and other Offsets to Operating Expenditures.

**DISCLAIMER:** The information presented in the 2011 Biennial Report was taken directly from reports of receipts and expenditures filed by the candidates and political committees; afterward formatted into the applicable graphs and charts.

**Summary of Expenditures by Purpose for  
D.C. ACORN Political Action Committee**

<b>Purpose</b>	<b>Total Expenditure</b>
General Operating Expenditures	<b>\$108.61</b>
Transfers to Other Authorized Committees	<b>\$1,815.09</b>
<b>Grand Total</b>	<b>\$1,923.70</b>

**DISCLAIMER:** The information presented in the 2011 Biennial Report was taken directly from reports of receipts and expenditures filed by the candidates and political committees; afterward formatted into the applicable graphs and charts.

## General Operating Expenditures

Purpose	Total Expenditures
Bank Fees	\$79.84
Postage	\$28.77
<b>Total</b>	<b>\$108.61</b>

**DISCLAIMER:** The information presented in the 2011 Biennial Report was taken directly from reports of receipts and expenditures filed by the candidates and political committees; afterward formatted into the applicable graphs and charts.

**Detailed Summary of Expenditures by Purpose for  
D.C. ACORN Political Action Committee  
General Operating Expenditures**

<b>Purpose</b>	<b>Payee</b>	<b>Amount Spent</b>
Bank Fees	Bank of America	<b>\$26.00</b>
	DC Acorn PAC	<b>\$53.84</b>
	<b>Total</b>	<b>\$79.84</b>
Postage	Perc Express Reserve	<b>\$28.77</b>
	<b>Total</b>	<b>\$28.77</b>
<b>Grand Total</b>		<b>\$108.61</b>

**DISCLAIMER:** The information presented in the 2011 Biennial Report was taken directly from reports of receipts and expenditures filed by the candidates and political committees; afterward formatted into the applicable graphs and charts.



**Detailed Summary of Expenditures by Purpose for  
D.C. ACORN Political Action Committee  
Transfers to Other Authorized Committees**

<b>Purpose</b>	<b>Payee</b>	<b>Amount Spent</b>
Transfer	DC Acorn	<b>\$1,815.09</b>
	<b>Total</b>	<b>\$1,815.09</b>
<b>Grand Total</b>		<b>\$1,815.09</b>

**DISCLAIMER:** The information presented in the 2011 Biennial Report was taken directly from reports of receipts and expenditures filed by the candidates and political committees; afterward formatted into the applicable graphs and charts.

**GENERAL OPERATING EXPENDITURES**

D.C. ACORN Political Action Committee		Detailed Expenditures by Purpose	
Payee Name	Amount of Expenditure	Date of Expenditure	
<b>Bank Fees</b>			
Bank of America	\$13.00	02/28/2009	
Bank of America	\$13.00	03/31/2009	
DC Acorn PAC	\$13.00	01/31/2009	
DC Acorn PAC	\$27.46	01/12/2009	
DC Acorn PAC	\$13.38	01/08/2009	
<b>Postage</b>			
Perc Express Reserve	\$14.73	02/05/2009	
Perc Express Reserve	\$14.04	03/27/2009	
	<b>Subtotal</b>	<b>\$108.61</b>	
	<b>Percentage of Total Expenditures</b>	<b>5.65%</b>	


**TRANSFERS TO OTHER AUTHORIZED COMMITTEES**

D.C. ACORN Political Action Committee		Detailed Expenditures by Purpose	
Payee Name	Amount of Expenditure	Date of Expenditure	
<b>Transfer</b>			
DC Acorn	\$1,815.09	12/01/2009	
	<b>Subtotal</b>	<b>\$1,815.09</b>	
	<b>Percentage of Total Expenditures</b>	<b>94.35%</b>	
	<b>Total</b>	<b>\$1,923.70</b>	

**DISCLAIMER:** The information presented in the 2011 Biennial Report was taken directly from reports of receipts and expenditures filed by the candidates and political committees; afterward formatted into the applicable graphs and charts.

**DC OFFICE OF CAMPAIGN FINANCE**  
**2011 Biennial Report - Political Action Committees**

**Summary of Contributions by Donor Type for  
D.C. ACORN Political Action Committee**



Note: This Graph depicts the summary of the contributions by donor categories reported by the D.C. ACORN Political Action Committee Principal Campaign Committee

The contributions are presented in percentage terms by donor categories, and may include each contribution received from Businesses, Corporations, Corporate Sponsored Political Action Committees, Individuals, Labor Sponsored Political Action Committees, Political Party Committees, Partnerships, and the Candidate. The summary may also note Other Receipts reported, such as Dividends, Interest, Refunds, and Rebates.

**DISCLAIMER:** The information presented in the 2011 Biennial Report was taken directly from reports of receipts and expenditures filed by the candidates and political committees; afterward formatted into the applicable graphs and charts.

**Summary of Contributions by Donor Type for  
D.C. ACORN Political Action Committee**

<b>Donor Type</b>	<b>Received</b>
Corporation	<b>\$416.00</b>
Individual	<b>\$271.00</b>
<b>Grand Total</b>	<b>\$687.00</b>

**DISCLAIMER:** The information presented in the 2011 Biennial Report was taken directly from reports of receipts and expenditures filed by the candidates and political committees; afterward formatted into the applicable graphs and charts.

**Detailed Summary of Contributions by Donor Type for  
D.C. ACORN Political Action Committee**

<b>Donor Type</b>	<b>Name</b>	<b>Received</b>
Corporation	Acorn Members	<b>\$416.00</b>
	<b>Total</b>	<b>\$416.00</b>
Individual	Members, ACORN	<b>\$271.00</b>
	<b>Total</b>	<b>\$271.00</b>
<b>Grand Total</b>		<b>\$687.00</b>

**DISCLAIMER:** The information presented in the 2011 Biennial Report was taken directly from reports of receipts and expenditures filed by the candidates and political committees; afterward formatted into the applicable graphs and charts.

## D.C. ACORN Political Action Committee

## Detailed Contributions by Donor Type

Contributor Name	Amount	Date of Receipt
------------------	--------	-----------------

**Corporation**

Acorn Members	\$61.00	02/27/2009
Acorn Members	\$61.00	02/27/2009
Acorn Members	\$61.00	03/05/2009
Acorn Members	\$59.00	04/06/2009
Acorn Members	\$59.00	05/05/2009
Acorn Members	\$59.00	06/05/2009
Acorn Members	\$56.00	07/06/2009

<b>Subtotal</b>	<b>\$416.00</b>	
-----------------	-----------------	--

<b>Percentage of Total Contributions</b>	<b>60.55%</b>	
--	---------------	--

## D.C. ACORN Political Action Committee

## Detailed Contributions by Donor Type

Contributor Name	Amount	Date of Receipt
------------------	--------	-----------------

**Individual**

Members, Acorn	\$56.00	08/12/2009
Members, Acorn	\$56.00	09/23/2009
Members, ACORN	\$53.00	10/14/2009
Members, ACORN	\$53.00	10/14/2009
Members, Acorn	\$53.00	11/05/2009

<b>Subtotal</b>	<b>\$271.00</b>	
-----------------	-----------------	--

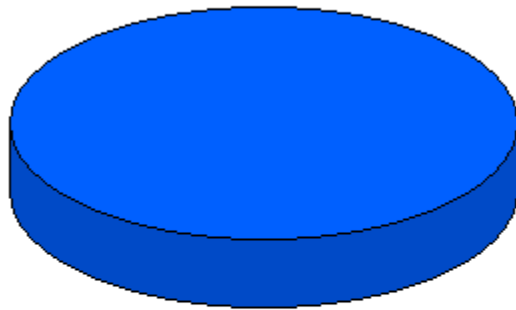
<b>Percentage of Total Contributions</b>	<b>39.45%</b>	
--	---------------	--

<b>Total</b>	<b>\$687.00</b>	
--------------	-----------------	--

**DISCLAIMER:** The information presented in the 2011 Biennial Report was taken directly from reports of receipts and expenditures filed by the candidates and political committees; afterward formatted into the applicable graphs and charts.

**DC OFFICE OF CAMPAIGN FINANCE**  
**2011 Biennial Report - Political Action Committees**

**Summary of Contributions by Amount for  
D.C. ACORN Political Action Committee**



■ Contributions Less than \$100	100.0%
Total:	100.0%

Note: This Graph depicts the summary of the contributions dollar amount reported by the D.C. ACORN Political Action Committee Principal Campaign Committee

The contributions are presented in percentage terms in dollar amount, by the size of the contribution, including contribution greater than \$2000; contributions greater than or equal to \$1000 but less than or equal to \$2000; contributions greater than or equal to \$500 but less than or equal to \$1000; contributions greater than or equal to \$250 but less than or equal to \$500; contributions greater than or equal to \$100 but less than or equal to \$250; and contributions less than \$100.

**DISCLAIMER:** The information presented in the 2011 Biennial Report was taken directly from reports of receipts and expenditures filed by the candidates and political committees; afterward formatted into the applicable graphs and charts.

## Summary of Contributions by Amount for D.C. ACORN Political Action Committee

Denomination Type	Amount Received
Contributions less than \$100	\$687.00
<b>Grand Total</b>	<b>\$687.00</b>

**DISCLAIMER:** The information presented in the 2011 Biennial Report was taken directly from reports of receipts and expenditures filed by the candidates and political committees; afterward formatted into the applicable graphs and charts.



**Detailed Summary of Contributions by Amount for  
D.C. ACORN Political Action Committee**

<b>Denomination Type</b>	<b>Name</b>	<b>Received</b>
Contributions less than \$100	Acorn Members	<b>\$61.00</b>
	Acorn Members	<b>\$61.00</b>
	Acorn Members	<b>\$61.00</b>
	Acorn Members	<b>\$59.00</b>
	Acorn Members	<b>\$59.00</b>
	Acorn Members	<b>\$59.00</b>
	Acorn Members	<b>\$56.00</b>
	Members, Acorn	<b>\$56.00</b>
	Members, Acorn	<b>\$56.00</b>
	Members, ACORN	<b>\$53.00</b>
	Members, ACORN	<b>\$53.00</b>
	Members, Acorn	<b>\$53.00</b>
	Total	<b>\$687.00</b>
<b>Grand Total</b>		<b>\$687.00</b>

**DISCLAIMER:** The information presented in the 2011 Biennial Report was taken directly from reports of receipts and expenditures filed by the candidates and political committees; afterward formatted into the applicable graphs and charts.

Contributor Name	Amount	Type of Contributor	Date of Receipt
------------------	--------	---------------------	-----------------

**Contributions Less than \$100**

Acorn Members	\$61.00	Corporation	02/27/2009
Acorn Members	\$61.00	Corporation	02/27/2009
Acorn Members	\$61.00	Corporation	03/05/2009
Acorn Members	\$59.00	Corporation	04/06/2009
Acorn Members	\$59.00	Corporation	05/05/2009
Acorn Members	\$59.00	Corporation	06/05/2009
Acorn Members	\$56.00	Corporation	07/06/2009
Members, Acorn	\$56.00	Individual	08/12/2009
Members, Acorn	\$56.00	Individual	09/23/2009
Members, ACORN	\$53.00	Individual	10/14/2009
Members, ACORN	\$53.00	Individual	10/14/2009
Members, Acorn	\$53.00	Individual	11/05/2009

<b>Subtotal</b>	<b>\$687.00</b>		
-----------------	-----------------	--	--

<b>Percentage of Total Contributions</b>	<b>100.00%</b>		
--	----------------	--	--


<b>Total</b>	<b>\$687.00</b>		
--------------	-----------------	--	--

**DISCLAIMER:** The information presented in the 2011 Biennial Report was taken directly from reports of receipts and expenditures filed by the candidates and political committees; afterward formatted into the applicable graphs and charts.

# DC OFFICE OF CAMPAIGN FINANCE

## 2011 Biennial Report - Political Action Committees

### Summary of Expenditures by Purpose for D.C. CPA PAC



Note: This Graph depicts the summary of the expenditures by purpose reported by D.C. CPA PAC.

The expenditures are presented in percentage terms by General Operating Expenditures, Transfers to Other Authorized Political Committees, Loan Repayments, Refunds of Contributions, Other Expenditures, and Offsets to Receipts

- General Operating Expenditures may include each expenditure made for Accounting Services, Advertising, Bank Fees, Campaign Events/Fund Raising, Campaign Materials and Supplies, Candidate Loan Re-payment, Catering/Refreshments, Computer Supplies/Equipment, Consulting Services, Equipment Purchases/Rental, In-Kind, Office Maintenance, Office Rental, Office Supplies/Furniture, Other Loan Repayment, Petty Cash, Polling/Mailing Lists, Postage/Shipping/Courier Rates, Printing/Copying, Salary/Stipend, Telephone/Communication, Trash/Poster Removal, Travel/Vehicle Expense, Utility Expense, and other Expenses.
- Transfers to other Authorized Political Committees.
- Loan Repayments.
- Refunds of Contributions may include each contribution Refund to Individuals, Organizations, Political Party Committees, and other Political Committees (PACs).
- Other Expenditures may include all expenditures other than the afore-mentioned, which may include Independent Expenditures made by persons expressly advocating the election or defeat of a clearly identified candidate, which are made without cooperation or consultation with any candidate and/or authorized committee and/or agent of the candidate; Donations to Charities, Churches, Political Committees, Scholarship and Statehood Funds; Payments to the Internal Revenue Service and for Fines; and Tickets to Events.
- Offsets to Receipts may include Refunds, Rebates, Returned Checks, Non-Sufficient Fund Fees, and other Offsets to Operating Expenditures.

**DISCLAIMER:** The information presented in the 2011 Biennial Report was taken directly from reports of receipts and expenditures filed by the candidates and political committees; afterward formatted into the applicable graphs and charts.

**Summary of Expenditures by Purpose for  
D.C. CPA PAC**

<b>Purpose</b>	<b>Total Expenditure</b>
General Operating Expenditures	<b>\$193.80</b>
Other Expenditures, Including Independent Expenditures	<b>\$23,907.69</b>
<b>Grand Total</b>	<b>\$24,101.49</b>

**DISCLAIMER:** The information presented in the 2011 Biennial Report was taken directly from reports of receipts and expenditures filed by the candidates and political committees; afterward formatted into the applicable graphs and charts.

## General Operating Expenditures

Purpose	Total Expenditures
Bank Fees	\$193.80
<b>Total</b>	<b>\$193.80</b>

**DISCLAIMER:** The information presented in the 2011 Biennial Report was taken directly from reports of receipts and expenditures filed by the candidates and political committees; afterward formatted into the applicable graphs and charts.

**Detailed Summary of Expenditures by Purpose for  
D.C. CPA PAC  
General Operating Expenditures**

<b>Purpose</b>	<b>Payee</b>	<b>Amount Spent</b>
Bank Fees	Charles Scwab Institutional	<b>\$193.80</b>
	<b>Total</b>	<b>\$193.80</b>
	<b>Grand Total</b>	<b>\$193.80</b>

**DISCLAIMER:** The information presented in the 2011 Biennial Report was taken directly from reports of receipts and expenditures filed by the candidates and political committees; afterward formatted into the applicable graphs and charts.

**Detailed Summary of Expenditures by Purpose for  
D.C. CPA PAC**

**Other Expenditures, Including Independent Expenditures**

<b>Purpose</b>	<b>Payee</b>	<b>Amount Spent</b>
Fees	Charles Schwab Institutional FBB Capital Part	<b>\$58.04</b>
	<b>Total</b>	<b>\$58.04</b>
Termination Disbursement	GWSCPA Educational Foundation(52-1469031)	<b>\$23,849.65</b>
	<b>Total</b>	<b>\$23,849.65</b>
<b>Grand Total</b>		<b>\$23,907.69</b>

**DISCLAIMER:** The information presented in the 2011 Biennial Report was taken directly from reports of receipts and expenditures filed by the candidates and political committees; afterward formatted into the applicable graphs and charts.

**GENERAL OPERATING EXPENDITURES**

D.C. CPA PAC			Detailed Expenditures by Purpose
Payee Name	Amount of Expenditure	Date of Expenditure	
<b>Bank Fees</b>			
Charles Schwab Institutional	\$193.80	01/02/2009	
	<b>Subtotal</b>	<b>\$193.80</b>	
	<b>Percentage of Total Expenditures</b>	<b>0.80%</b>	

**OTHER EXPENDITURES, INCLUDING INDEPENDENT EXPENDITURES**

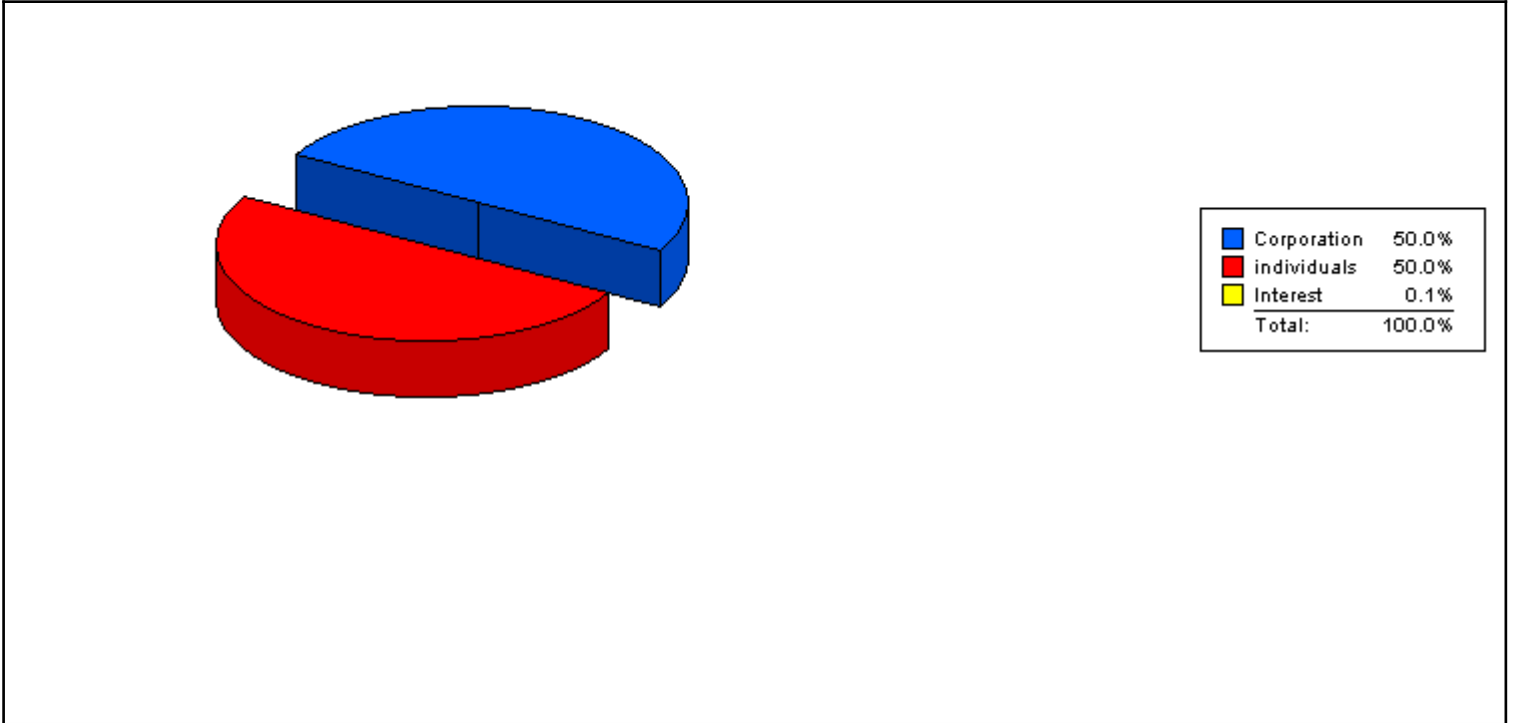
D.C. CPA PAC			Detailed Expenditures by Purpose
Payee Name	Amount of Expenditure	Date of Expenditure	
<b>Fees</b>			
Charles Schwab Institutional FBB Capital Part	\$58.04	10/31/2010	
<b>Termination Disbursement</b>			
GWSCPA Eduacational Foundation(52-1469031)	\$23,849.65	12/08/2010	
	<b>Subtotal</b>	<b>\$23,907.69</b>	
	<b>Percentage of Total Expenditures</b>	<b>99.20%</b>	
	<b>Total</b>	<b>\$24,101.49</b>	

**DISCLAIMER:** The information presented in the 2011 Biennial Report was taken directly from reports of receipts and expenditures filed by the candidates and political committees; afterward formatted into the applicable graphs and charts.



**DC OFFICE OF CAMPAIGN FINANCE**  
**2011 Biennial Report - Political Action Committees**

**Summary of Contributions by Donor Type for  
D.C. CPA PAC**



Note: This Graph depicts the summary of the contributions by donor categories reported by the D.C. CPA PAC Principal Campaign Committee

The contributions are presented in percentage terms by donor categories, and may include each contribution received from Businesses, Corporations, Corporate Sponsored Political Action Committees, Individuals, Labor Sponsored Political Action Committees, Political Party Committees, Partnerships, and the Candidate. The summary may also note Other Receipts reported, such as Dividends, Interest, Refunds, and Rebates.

**DISCLAIMER:** The information presented in the 2011 Biennial Report was taken directly from reports of receipts and expenditures filed by the candidates and political committees; afterward formatted into the applicable graphs and charts.

**Summary of Contributions by Donor Type for  
D.C. CPA PAC**

<b>Donor Type</b>	<b>Received</b>
Corporation	<b>\$689.09</b>
individuals	<b>\$689.09</b>
Interest	<b>\$1.23</b>
<b>Grand Total</b>	<b>\$1,379.41</b>

**DISCLAIMER:** The information presented in the 2011 Biennial Report was taken directly from reports of receipts and expenditures filed by the candidates and political committees; afterward formatted into the applicable graphs and charts.

**Detailed Summary of Contributions by Donor Type for  
D.C. CPA PAC**

<b>Donor Type</b>	<b>Name</b>	<b>Received</b>
Corporation	GW SCPA	<b>\$689.09</b>
	<b>Total</b>	<b>\$689.09</b>
individuals	GWSCPA	<b>\$689.09</b>
	<b>Total</b>	<b>\$689.09</b>
Interest	Charles Schwab Institutional	<b>\$0.62</b>
	Charles Schwab Institutional FBB Capital Part	<b>\$0.61</b>
	<b>Total</b>	<b>\$1.23</b>
<b>Grand Total</b>		<b>\$1,379.41</b>

**DISCLAIMER:** The information presented in the 2011 Biennial Report was taken directly from reports of receipts and expenditures filed by the candidates and political committees; afterward formatted into the applicable graphs and charts.

D.C. CPA PAC		Detailed Contributions by Donor Type	
Contributor Name	Amount	Date of Receipt	
<b>Corporation</b>			
GW SCPA	\$689.09	11/24/2010	
	<b>Subtotal</b>	<b>\$689.09</b>	
	<b>Percentage of Total Contributions</b>	<b>49.96%</b>	

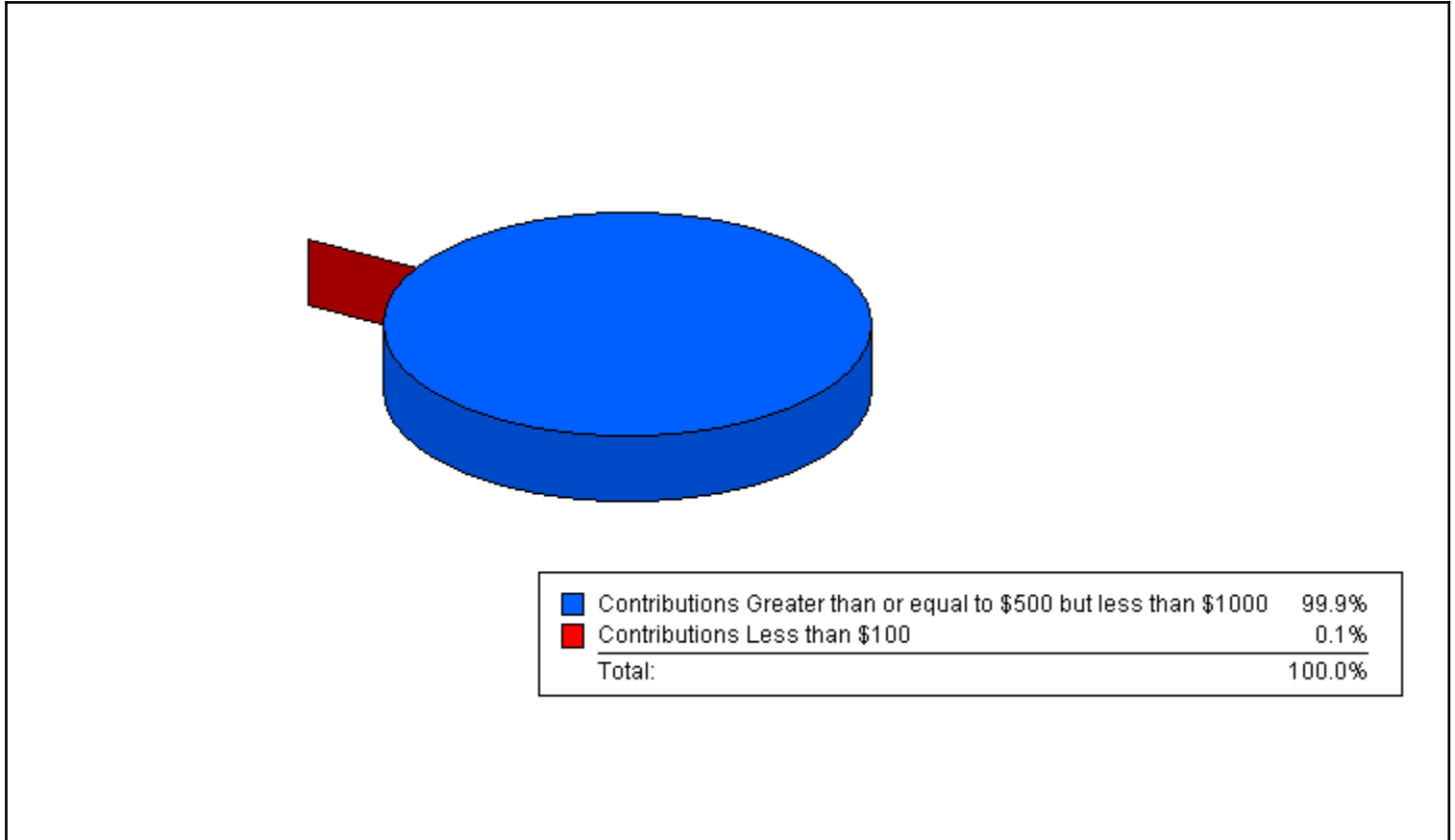
D.C. CPA PAC		Detailed Contributions by Donor Type	
Contributor Name	Amount	Date of Receipt	
<b>individuals</b>			
GWSCPA	\$689.09	09/08/2010	
	<b>Subtotal</b>	<b>\$689.09</b>	
	<b>Percentage of Total Contributions</b>	<b>49.96%</b>	

D.C. CPA PAC		Detailed Contributions by Donor Type	
Contributor Name	Amount	Date of Receipt	
<b>Interest</b>			
Charles Schwab Institutional	\$0.32	08/31/2010	
Charles Schwab Institutional	\$0.30	09/30/2010	
Charles Schwab Institutional FBB Capital Part	\$0.30	10/31/2010	
Charles Schwab Institutional FBB Capital Part	\$0.31	11/30/2010	
	<b>Subtotal</b>	<b>\$1.23</b>	
	<b>Percentage of Total Contributions</b>	<b>0.09%</b>	
	<b>Total</b>	<b>\$1,379.41</b>	

**DISCLAIMER:** The information presented in the 2011 Biennial Report was taken directly from reports of receipts and expenditures filed by the candidates and political committees; afterward formatted into the applicable graphs and charts.

**DC OFFICE OF CAMPAIGN FINANCE**  
**2011 Biennial Report - Political Action Committees**

**Summary of Contributions by Amount for  
D.C. CPA PAC**



Note: This Graph depicts the summary of the contributions dollar amount reported by the D.C. CPA PAC Principal Campaign Committee

The contributions are presented in percentage terms in dollar amount, by the size of the contribution, including contribution greater than \$2000; contributions greater than or equal to \$1000 but less than or equal to \$2000; contributions greater than or equal to \$500 but less than or equal to \$1000; contributions greater than or equal to \$250 but less than or equal to \$500; contributions greater than or equal to \$100 but less than or equal to \$250; and contributions less than \$100.

**DISCLAIMER:** The information presented in the 2011 Biennial Report was taken directly from reports of receipts and expenditures filed by the candidates and political committees; afterward formatted into the applicable graphs and charts.

**Summary of Contributions by Amount for  
D.C. CPA PAC**

<b>Denomination Type</b>	<b>Amount Received</b>
Contributions greater than or equal to \$500 but less than \$1000	<b>\$1,378.18</b>
Contributions less than \$100	<b>\$1.23</b>
<b>Grand Total</b>	<b>\$1,379.41</b>

**DISCLAIMER:** The information presented in the 2011 Biennial Report was taken directly from reports of receipts and expenditures filed by the candidates and political committees; afterward formatted into the applicable graphs and charts.

**Detailed Summary of Contributions by Amount for  
D.C. CPA PAC**

<b>Denomination Type</b>	<b>Name</b>	<b>Received</b>
Contributions greater than or equal to \$500 but less than \$1000	GW SCPA	<b>\$689.09</b>
	GWSCPA	<b>\$689.09</b>
	Total	<b>\$1,378.18</b>
Contributions less than \$100	Charles Schwab Institutional FBB Capital Part	<b>\$0.30</b>
	Charles Schwab Institutional FBB Capital Part	<b>\$0.31</b>
	Charles Schwab Institutional	<b>\$0.32</b>
	Charles Schwab Institutional	<b>\$0.30</b>
	Total	<b>\$1.23</b>
<b>Grand Total</b>		<b>\$1,379.41</b>

**DISCLAIMER:** The information presented in the 2011 Biennial Report was taken directly from reports of receipts and expenditures filed by the candidates and political committees; afterward formatted into the applicable graphs and charts.

Contributor Name	Amount	Type of Contributor	Date of Receipt
------------------	--------	---------------------	-----------------

**Contributions Greater than or equal to \$500 but less than \$1000**

GW SCPA	\$689.09	Corporation	11/24/2010
GWSCPA	\$689.09	individuals	09/08/2010

<b>Subtotal</b>	<b>\$1,378.18</b>		
-----------------	-------------------	--	--

<b>Percentage of Total Contributions</b>	<b>99.91%</b>		
--	---------------	--	--

Contributor Name	Amount	Type of Contributor	Date of Receipt
------------------	--------	---------------------	-----------------

**Contributions Less than \$100**

Charles Schwab Institutional	\$0.32	Interest	08/31/2010
Charles Schwab Institutional	\$0.30	Interest	09/30/2010
Charles Schwab Institutional FBB Capital Part	\$0.30	Interest	10/31/2010
Charles Schwab Institutional FBB Capital Part	\$0.31	Interest	11/30/2010

<b>Subtotal</b>	<b>\$1.23</b>		
-----------------	---------------	--	--

<b>Percentage of Total Contributions</b>	<b>0.09%</b>		
--	--------------	--	--

<b>Total</b>	<b>\$1,379.41</b>		
--------------	-------------------	--	--

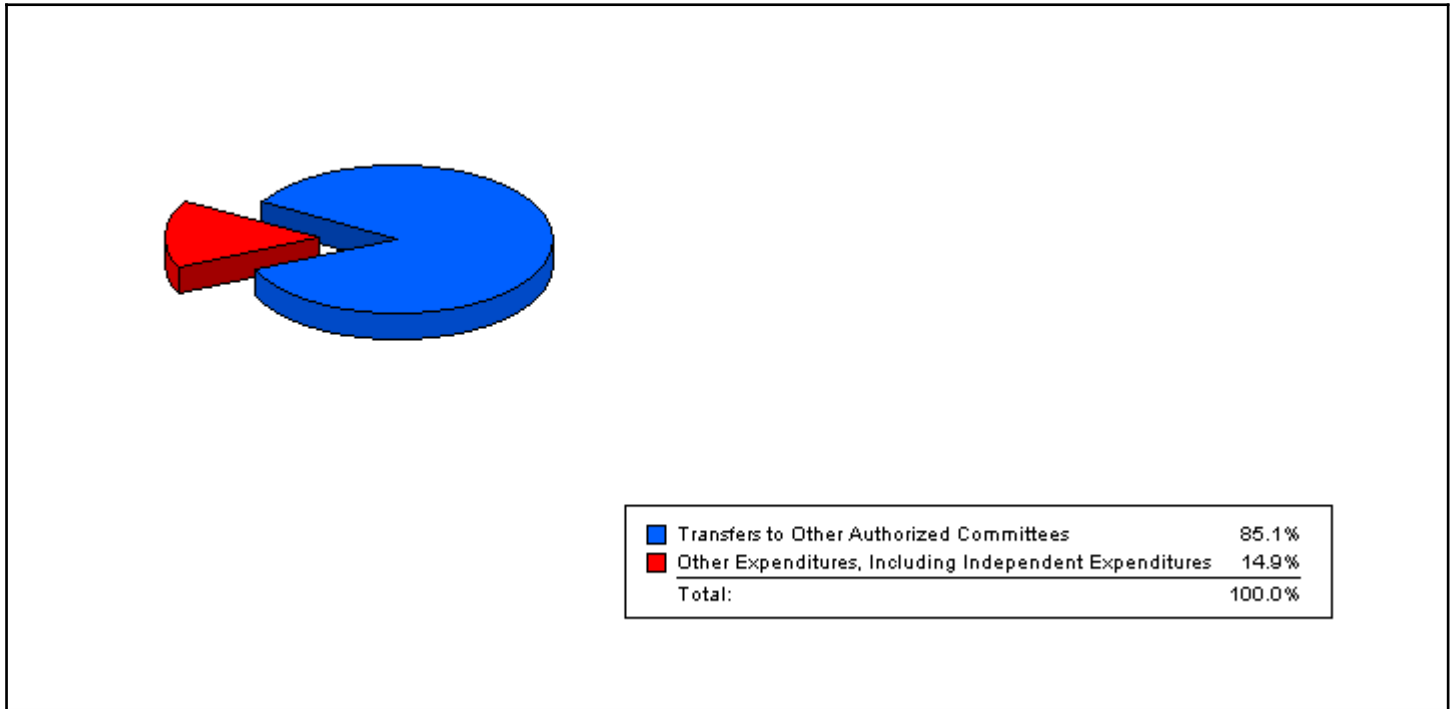
**DISCLAIMER:** The information presented in the 2011 Biennial Report was taken directly from reports of receipts and expenditures filed by the candidates and political committees; afterward formatted into the applicable graphs and charts.



# DC OFFICE OF CAMPAIGN FINANCE

## 2011 Biennial Report - Political Action Committees

### Summary of Expenditures by Purpose for D.C. Dealers PAC



Note: This Graph depicts the summary of the expenditures by purpose reported by D.C. Dealers PAC.

The expenditures are presented in percentage terms by General Operating Expenditures, Transfers to Other Authorized Political Committees, Loan Repayments, Refunds of Contributions, Other Expenditures, and Offsets to Receipts

- General Operating Expenditures may include each expenditure made for Accounting Services, Advertising, Bank Fees, Campaign Events/Fund Raising, Campaign Materials and Supplies, Candidate Loan Re-payment, Catering/Refreshments, Computer Supplies/Equipment, Consulting Services, Equipment Purchases/Rental, In-Kind, Office Maintenance, Office Rental, Office Supplies/Furniture, Other Loan Repayment, Petty Cash, Polling/Mailing Lists, Postage/Shipping/Courier Rates, Printing/Copying, Salary/Stipend, Telephone/Communication, Trash/Poster Removal, Travel/Vehicle Expense, Utility Expense, and other Expenses.
- Transfers to other Authorized Political Committees.
- Loan Repayments.
- Refunds of Contributions may include each contribution Refund to Individuals, Organizations, Political Party Committees, and other Political Committees (PACs).
- Other Expenditures may include all expenditures other than the afore-mentioned, which may include Independent Expenditures made by persons expressly advocating the election or defeat of a clearly identified candidate, which are made without cooperation or consultation with any candidate and/or authorized committee and/or agent of the candidate; Donations to Charities, Churches, Political Committees, Scholarship and Statehood Funds; Payments to the Internal Revenue Service and for Fines; and Tickets to Events.
- Offsets to Receipts may include Refunds, Rebates, Returned Checks, Non-Sufficient Fund Fees, and other Offsets to Operating Expenditures.

**DISCLAIMER:** The information presented in the 2011 Biennial Report was taken directly from reports of receipts and expenditures filed by the candidates and political committees; afterward formatted into the applicable graphs and charts.

**Summary of Expenditures by Purpose for  
D.C. Dealers PAC**

<b>Purpose</b>	<b>Total Expenditure</b>
Transfers to Other Authorized Committees	<b>\$200.00</b>
Other Expenditures, Including Independent Expenditures	<b>\$35.00</b>
<b>Grand Total</b>	<b>\$235.00</b>

**DISCLAIMER:** The information presented in the 2011 Biennial Report was taken directly from reports of receipts and expenditures filed by the candidates and political committees; afterward formatted into the applicable graphs and charts.

**Detailed Summary of Expenditures by Purpose for  
D.C. Dealers PAC**

**Transfers to Other Authorized Committees**

<b>Purpose</b>	<b>Payee</b>	<b>Amount Spent</b>
Transfer	Gray For Mayor	<b>\$200.00</b>
	<b>Total</b>	<b>\$200.00</b>
<b>Grand Total</b>		<b>\$200.00</b>

**DISCLAIMER:** The information presented in the 2011 Biennial Report was taken directly from reports of receipts and expenditures filed by the candidates and political committees; afterward formatted into the applicable graphs and charts.

**Detailed Summary of Expenditures by Purpose for  
D.C. Dealers PAC  
Other Expenditures, Including Independent Expenditures**

<b>Purpose</b>	<b>Payee</b>	<b>Amount Spent</b>
Check enclosure fee	Suntrust Bank	<b>\$15.00</b>
	<b>Total</b>	<b>\$15.00</b>
maintenance fee	SunTrust	<b>\$10.00</b>
	<b>Total</b>	<b>\$10.00</b>
maintenance fee	Suntrust Bank	<b>\$10.00</b>
	<b>Total</b>	<b>\$10.00</b>
<b>Grand Total</b>		<b>\$35.00</b>

**DISCLAIMER:** The information presented in the 2011 Biennial Report was taken directly from reports of receipts and expenditures filed by the candidates and political committees; afterward formatted into the applicable graphs and charts.

**TRANSFERS TO OTHER AUTHORIZED COMMITTEES**

D.C. Dealers PAC		Detailed Expenditures by Purpose	
Payee Name	Amount of Expenditure	Date of Expenditure	
<b>Transfer</b>			
Gray For Mayor	\$200.00	06/23/2010	
	<b>Subtotal</b>	<b>\$200.00</b>	
	<b>Percentage of Total Expenditures</b>	<b>85.11%</b>	


**OTHER EXPENDITURES, INCLUDING INDEPENDENT EXPENDITURES**

D.C. Dealers PAC		Detailed Expenditures by Purpose	
Payee Name	Amount of Expenditure	Date of Expenditure	
<b>Check enclosure fee</b>			
Suntrust Bank	\$5.00	02/01/2010	
Suntrust Bank	\$5.00	03/01/2010	
Suntrust Bank	\$5.00	03/31/2010	
<b>maintenance fee</b>			
SunTrust	\$10.00	11/30/2010	
<b>maintenance fee</b>			
Suntrust Bank	\$10.00	10/29/2010	
	<b>Subtotal</b>	<b>\$35.00</b>	
	<b>Percentage of Total Expenditures</b>	<b>14.89%</b>	
	<b>Total</b>	<b>\$235.00</b>	

**DISCLAIMER:** The information presented in the 2011 Biennial Report was taken directly from reports of receipts and expenditures filed by the candidates and political committees; afterward formatted into the applicable graphs and charts.

**DC OFFICE OF CAMPAIGN FINANCE**  
**2011 Biennial Report - Political Action Committees**

**Summary of Contributions by Donor Type for  
D.C. Dealers PAC**



Note: This Graph depicts the summary of the contributions by donor categories reported by the D.C. Dealers PAC Principal Campaign Committee

The contributions are presented in percentage terms by donor categories, and may include each contribution received from Businesses, Corporations, Corporate Sponsored Political Action Committees, Individuals, Labor Sponsored Political Action Committees, Political Party Committees, Partnerships, and the Candidate. The summary may also note Other Receipts reported, such as Dividends, Interest, Refunds, and Rebates.

**DISCLAIMER:** The information presented in the 2011 Biennial Report was taken directly from reports of receipts and expenditures filed by the candidates and political committees; afterward formatted into the applicable graphs and charts.

**Summary of Contributions by Donor Type for  
D.C. Dealers PAC**

<b>Donor Type</b>	<b>Received</b>
Refund	<b>\$25.00</b>
Trade Association	<b>\$200.00</b>
<b>Grand Total</b>	<b>\$225.00</b>

**DISCLAIMER:** The information presented in the 2011 Biennial Report was taken directly from reports of receipts and expenditures filed by the candidates and political committees; afterward formatted into the applicable graphs and charts.

**Detailed Summary of Contributions by Donor Type for  
D.C. Dealers PAC**

<b>Donor Type</b>	<b>Name</b>	<b>Received</b>
Refund	Suntrust Bank	<b>\$25.00</b>
	<b>Total</b>	<b>\$25.00</b>
Trade Association	WMDA	<b>\$200.00</b>
	<b>Total</b>	<b>\$200.00</b>
<b>Grand Total</b>		<b>\$225.00</b>

**DISCLAIMER:** The information presented in the 2011 Biennial Report was taken directly from reports of receipts and expenditures filed by the candidates and political committees; afterward formatted into the applicable graphs and charts.



D.C. Dealers PAC Detailed Contributions by Donor Type

Contributor Name Amount Date of Receipt

Refund

Suntrust Bank \$20.00 04/07/2010  
Suntrust Bank \$5.00 05/19/2010

Subtotal \$25.00

Percentage of Total Contributions 11.11%

D.C. Dealers PAC Detailed Contributions by Donor Type

Contributor Name Amount Date of Receipt

Trade Association

WMDA \$200.00 06/23/2010

Subtotal \$200.00

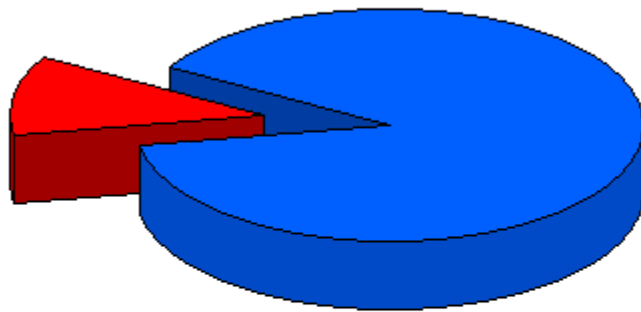
Percentage of Total Contributions 88.89%

Total \$225.00

**DISCLAIMER:** The information presented in the 2011 Biennial Report was taken directly from reports of receipts and expenditures filed by the candidates and political committees; afterward formatted into the applicable graphs and charts.

**DC OFFICE OF CAMPAIGN FINANCE**  
**2011 Biennial Report - Political Action Committees**

**Summary of Contributions by Amount for  
D.C. Dealers PAC**



Contributions Greater than or equal to \$100 but less than \$250	88.9%
Contributions Less than \$100	11.1%
Total:	100.0%

Note: This Graph depicts the summary of the contributions dollar amount reported by the D.C. Dealers PAC Principal Campaign Committee

The contributions are presented in percentage terms in dollar amount, by the size of the contribution, including contribution greater than \$2000; contributions greater than or equal to \$1000 but less than or equal to \$2000; contributions greater than or equal to \$500 but less than or equal to \$1000; contributions greater than or equal to \$250 but less than or equal to \$500; contributions greater than or equal to \$100 but less than or equal to \$250; and contributions less than \$100.

**DISCLAIMER:** The information presented in the 2011 Biennial Report was taken directly from reports of receipts and expenditures filed by the candidates and political committees; afterward formatted into the applicable graphs and charts.

**Summary of Contributions by Amount for  
D.C. Dealers PAC**

<b>Denomination Type</b>	<b>Amount Received</b>
Contributions greater than or equal to \$100 but less than \$250	<b>\$200.00</b>
Contributions less than \$100	<b>\$25.00</b>
<b>Grand Total</b>	<b>\$225.00</b>

**DISCLAIMER:** The information presented in the 2011 Biennial Report was taken directly from reports of receipts and expenditures filed by the candidates and political committees; afterward formatted into the applicable graphs and charts.

**Detailed Summary of Contributions by Amount for  
D.C. Dealers PAC**

<b>Denomination Type</b>	<b>Name</b>	<b>Received</b>
Contributions greater than or equal to \$100 but less than \$250	WMDA	<b>\$200.00</b>
	Total	<b>\$200.00</b>
Contributions less than \$100	Suntrust Bank	<b>\$20.00</b>
	Suntrust Bank	<b>\$5.00</b>
	Total	<b>\$25.00</b>
<b>Grand Total</b>		<b>\$225.00</b>

**DISCLAIMER:** The information presented in the 2011 Biennial Report was taken directly from reports of receipts and expenditures filed by the candidates and political committees; afterward formatted into the applicable graphs and charts.

Contributor Name	Amount	Type of Contributor	Date of Receipt
------------------	--------	---------------------	-----------------

**Contributions Greater than or equal to \$100 but less than \$250**

WMDA	\$200.00	Trade Association	06/23/2010
------	----------	-------------------	------------

<b>Subtotal</b>	<b>\$200.00</b>		
-----------------	-----------------	--	--

<b>Percentage of Total Contributions</b>	<b>88.89%</b>		
--	---------------	--	--

Contributor Name	Amount	Type of Contributor	Date of Receipt
------------------	--------	---------------------	-----------------

**Contributions Less than \$100**

Suntrust Bank	\$20.00	Refund	04/07/2010
---------------	---------	--------	------------

Suntrust Bank	\$5.00	Refund	05/19/2010
---------------	--------	--------	------------

<b>Subtotal</b>	<b>\$25.00</b>		
-----------------	----------------	--	--

<b>Percentage of Total Contributions</b>	<b>11.11%</b>		
--	---------------	--	--

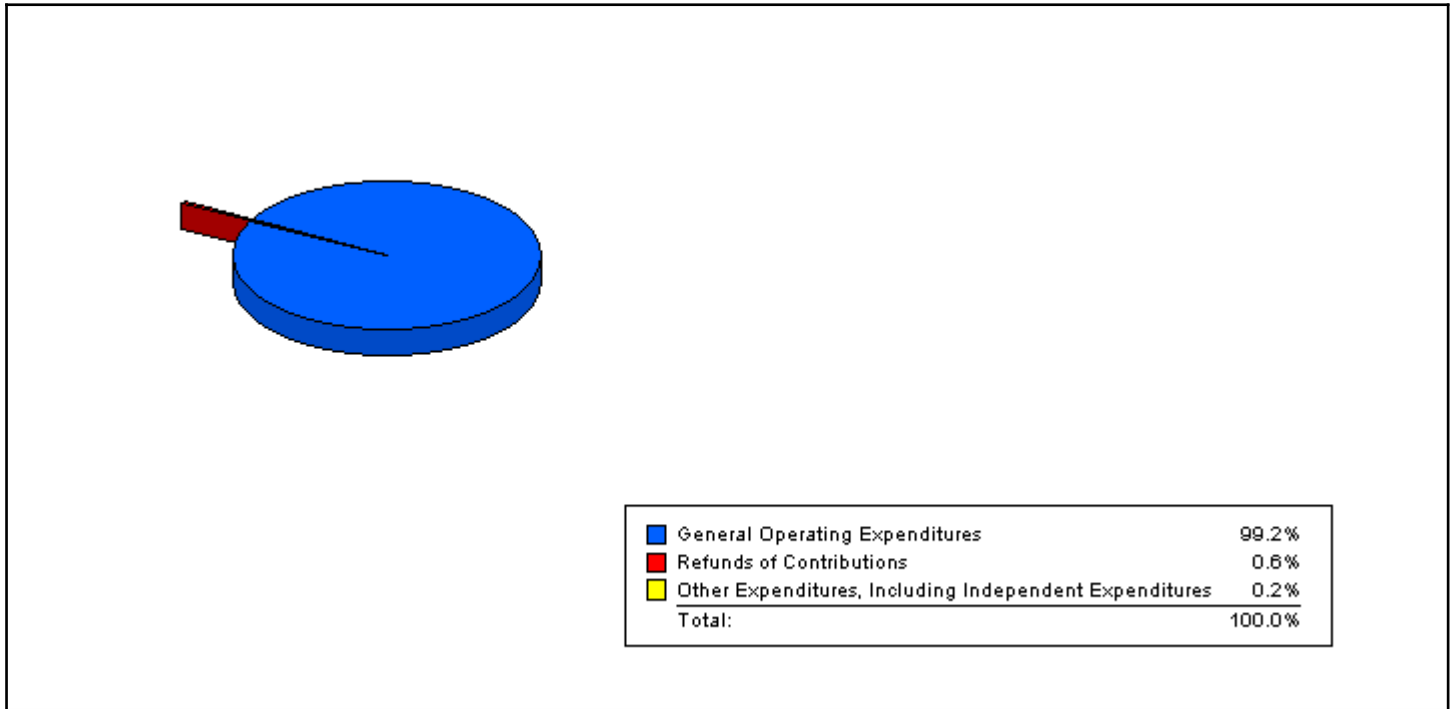
<b>Total</b>	<b>\$225.00</b>		
--------------	-----------------	--	--

**DISCLAIMER:** The information presented in the 2011 Biennial Report was taken directly from reports of receipts and expenditures filed by the candidates and political committees; afterward formatted into the applicable graphs and charts.

# DC OFFICE OF CAMPAIGN FINANCE

## 2011 Biennial Report - Political Action Committees

### Summary of Expenditures by Purpose for D.C. Democratic State Committee



Note: This Graph depicts the summary of the expenditures by purpose reported by D.C. Democratic State Committee.

The expenditures are presented in percentage terms by General Operating Expenditures, Transfers to Other Authorized Political Committees, Loan Repayments, Refunds of Contributions, Other Expenditures, and Offsets to Receipts

- General Operating Expenditures may include each expenditure made for Accounting Services, Advertising, Bank Fees, Campaign Events/Fund Raising, Campaign Materials and Supplies, Candidate Loan Re-payment, Catering/Refreshments, Computer Supplies/Equipment, Consulting Services, Equipment Purchases/Rental, In-Kind, Office Maintenance, Office Rental, Office Supplies/Furniture, Other Loan Repayment, Petty Cash, Polling/Mailing Lists, Postage/Shipping/Courier Rates, Printing/Copying, Salary/Stipend, Telephone/Communication, Trash/Poster Removal, Travel/Vehicle Expense, Utility Expense, and other Expenses.
- Transfers to other Authorized Political Committees.
- Loan Repayments.
- Refunds of Contributions may include each contribution Refund to Individuals, Organizations, Political Party Committees, and other Political Committees (PACs).
- Other Expenditures may include all expenditures other than the afore-mentioned, which may include Independent Expenditures made by persons expressly advocating the election or defeat of a clearly identified candidate, which are made without cooperation or consultation with any candidate and/or authorized committee and/or agent of the candidate; Donations to Charities, Churches, Political Committees, Scholarship and Statehood Funds; Payments to the Internal Revenue Service and for Fines; and Tickets to Events.
- Offsets to Receipts may include Refunds, Rebates, Returned Checks, Non-Sufficient Fund Fees, and other Offsets to Operating Expenditures.

**DISCLAIMER:** The information presented in the 2011 Biennial Report was taken directly from reports of receipts and expenditures filed by the candidates and political committees; afterward formatted into the applicable graphs and charts.

**Summary of Expenditures by Purpose for  
D.C. Democratic State Committee**

<b>Purpose</b>	<b>Total Expenditure</b>
General Operating Expenditures	<b>\$414,508.84</b>
Refunds of Contributions	<b>\$2,500.00</b>
Other Expenditures, Including Independent Expenditures	<b>\$1,000.00</b>
<b>Grand Total</b>	<b>\$418,008.84</b>

**DISCLAIMER:** The information presented in the 2011 Biennial Report was taken directly from reports of receipts and expenditures filed by the candidates and political committees; afterward formatted into the applicable graphs and charts.

## General Operating Expenditures

<b>Purpose</b>	<b>Total Expenditures</b>
Bank Fees	<b>\$290,558.26</b>
Campaign Materials	<b>\$40,187.10</b>
Catering/Refreshments	<b>\$6,213.59</b>
Computer Expenses	<b>\$326.69</b>
Consultant/Salary/Stipend	<b>\$400.00</b>
Fund-raiser	<b>\$54,841.93</b>
Loan Repayment	<b>\$2,500.00</b>
Phone Bill	<b>\$2,628.38</b>
Postage	<b>\$690.00</b>
Printing	<b>\$5,879.77</b>
Rental	<b>\$9,810.01</b>
Supplies	<b>\$473.11</b>
<b>Total</b>	<b>\$414,508.84</b>

**DISCLAIMER:** The information presented in the 2011 Biennial Report was taken directly from reports of receipts and expenditures filed by the candidates and political committees; afterward formatted into the applicable graphs and charts.



**Detailed Summary of Expenditures by Purpose for  
D.C. Democratic State Committee  
General Operating Expenditures**

<b>Purpose</b>	<b>Payee</b>	<b>Amount Spent</b>
Bank Fees	Bank Charges Not Reported Indepen Bank per a	<b>\$170.00</b>
	Bank Charges Not Reported PNC Bank per audit	<b>\$13,877.92</b>
	DC Denver Convention 2008	<b>\$126,513.59</b>
	Expenditures Not Negotiated	<b>(\$4,535.00)</b>
	Expenses 1/1/07 - 12/10/08 previously reporte	<b>\$69,619.09</b>
	Expenses Not Reported per audit	<b>\$85,471.88</b>
	PayPal Inc.	<b>\$192.00</b>
	PNC Bank	<b>\$269.35</b>
	Prior year Expenses per audit	<b>(\$1,015.33)</b>
	Understated Expenses per audit	<b>\$0.46</b>
	Unreconcilable Difference per audit	<b>(\$5.70)</b>
	<b>Total</b>	<b>\$290,558.26</b>
Campaign Materials	Kennedy Communication Inc.	<b>\$10,000.00</b>
	Kennedy Communications Inc.	<b>\$28,302.10</b>
	Meadows, David	<b>\$385.00</b>
	Yes On Amendment Four Committee	<b>\$1,500.00</b>
	<b>Total</b>	<b>\$40,187.10</b>
Catering/Refreshments	Bonds, Anita	<b>\$300.00</b>
	Meadows, David	<b>\$162.81</b>
	Metropolitan Washington Council AFL-CIO	<b>\$1,250.00</b>
	SODEXHO	<b>\$3,700.78</b>
	Tony Cheng's Restaurant	<b>\$800.00</b>
	<b>Total</b>	<b>\$6,213.59</b>
Computer Expenses	Daneker, Barrie	<b>\$249.99</b>
	Meadows, David	<b>\$76.70</b>
	<b>Total</b>	<b>\$326.69</b>
Consultant/Salary/Stipend	Bennett, James	<b>\$150.00</b>

**DISCLAIMER:** The information presented in the 2011 Biennial Report was taken directly from reports of receipts and expenditures filed by the candidates and political committees; afterward formatted into the applicable graphs and charts.

Consultant/Salary/Stipend	Meadows, David	\$250.00
	<b>Total</b>	<b>\$400.00</b>
Fund-raiser	Bonds , Anita	\$815.50
	D.C. Federation of College Democrats	\$1,500.00
	Mandarin Oriental Wash. DC	\$35,600.00
	Mandarin Oriental Wash. DC	\$15,806.85
	Marshall Heights Community Development Org.	\$250.00
	Meadows, David	\$469.58
	Myers, David	\$100.00
	Nunn, Kenny	\$100.00
	Valentino, Ivan	\$100.00
	Yasur, Itai	\$100.00
	<b>Total</b>	<b>\$54,841.93</b>
Loan Repayment	University of the District of Columbia	\$2,500.00
	<b>Total</b>	<b>\$2,500.00</b>
Phone Bill	Bonds , Anita	\$1,848.39
	Bonds, Anita	\$779.99
	<b>Total</b>	<b>\$2,628.38</b>
Postage	Bonds, Anita	\$125.00
	Postmaster Wash. DC	\$440.00
	US Post Office Tech World	\$125.00
	<b>Total</b>	<b>\$690.00</b>
Printing	Barbee, Sonya	\$200.00
	Berry, James	\$26.49
	Bonds , Anita	\$3,768.00
	Daneker, Barrie	\$448.91
	Garcia, Franklin	\$132.49
	Sydar Corporation	\$1,303.88
	<b>Total</b>	<b>\$5,879.77</b>
Rental	Howard Univ. Law School	\$3,250.00
	Israel Baptist Church	\$2,500.00

**DISCLAIMER:** The information presented in the 2011 Biennial Report was taken directly from reports of receipts and expenditures filed by the candidates and political committees; afterward formatted into the applicable graphs and charts.

Rental	National Council on Teacher Quality	<b>\$1,382.21</b>
	PNC Bank	<b>\$2,552.80</b>
	US Postal Service	<b>\$125.00</b>
	<b>Total</b>	<b>\$9,810.01</b>
Supplies	Meadows, David	<b>\$473.11</b>
	<b>Total</b>	<b>\$473.11</b>
<b>Grand Total</b>		<b>\$414,508.84</b>

**DISCLAIMER:** The information presented in the 2011 Biennial Report was taken directly from reports of receipts and expenditures filed by the candidates and political committees; afterward formatted into the applicable graphs and charts.

**Detailed Summary of Expenditures by Purpose for  
D.C. Democratic State Committee  
Refunds of Contributions**

<b>Purpose</b>	<b>Payee</b>	<b>Amount Spent</b>
Refund	Univ. of District of Columbia	<b>\$2,500.00</b>
	<b>Total</b>	<b>\$2,500.00</b>
	<b>Grand Total</b>	<b>\$2,500.00</b>

**DISCLAIMER:** The information presented in the 2011 Biennial Report was taken directly from reports of receipts and expenditures filed by the candidates and political committees; afterward formatted into the applicable graphs and charts.

**Detailed Summary of Expenditures by Purpose for  
D.C. Democratic State Committee  
Other Expenditures, Including Independent Expenditures**

<b>Purpose</b>	<b>Payee</b>	<b>Amount Spent</b>
Donation to Political Action Committees	DC Young Democrats	<b>\$1,000.00</b>
	<b>Total</b>	<b>\$1,000.00</b>
<b>Grand Total</b>		<b>\$1,000.00</b>

**DISCLAIMER:** The information presented in the 2011 Biennial Report was taken directly from reports of receipts and expenditures filed by the candidates and political committees; afterward formatted into the applicable graphs and charts.

## GENERAL OPERATING EXPENDITURES

D.C. Democratic State Committee		Detailed Expenditures by Purpose
Payee Name	Amount of Expenditure	Date of Expenditure
<b>Bank Fees</b>		
Bank Charges Not Reported Indepen Bank per au	\$170.00	01/31/2009
Bank Charges Not Reported PNC Bank per audit	\$13,877.92	01/31/2009
DC Denver Convention 2008	\$126,513.59	01/31/2009
Expenditures Not Negotiated	(\$4,535.00)	01/31/2009
Expenses 1/1/07 - 12/10/08 previously reporte	\$69,619.09	01/31/2009
Expenses Not Reported per audit	\$85,471.88	01/31/2009
PayPal Inc.	\$169.95	06/08/2010
PayPal Inc.	\$22.05	06/30/2010
PNC Bank	\$148.00	07/01/2009
PNC Bank	\$3.00	07/01/2009
PNC Bank	\$3.00	02/01/2009
PNC Bank	\$3.00	03/01/2009
PNC Bank	\$3.00	04/01/2009
PNC Bank	\$3.00	05/01/2009
PNC Bank	\$3.00	06/01/2009
PNC Bank	\$3.00	08/09/2009
PNC Bank	\$3.00	09/01/2009
PNC Bank	\$3.00	10/01/2009
PNC Bank	\$3.00	11/01/2009
PNC Bank	\$24.00	05/07/2009
PNC Bank	\$44.35	06/30/2009
PNC Bank	\$3.00	12/01/2009
PNC Bank	\$3.00	01/01/2010
PNC Bank	\$3.00	02/04/2010
PNC Bank	\$3.00	03/04/2010
PNC Bank	\$5.00	02/02/2009
PNC Bank	\$3.00	08/02/2010
PNC Bank	\$3.00	07/01/2010
Prior year Expenses per audit	(\$1,015.33)	01/31/2009
Understated Expenses per audit	\$0.46	01/31/2009
Unreconcilable Difference per audit	(\$5.70)	01/31/2009
<b>Campaign Materials</b>		
Kennedy Communication Inc.	\$10,000.00	10/22/2010

**DISCLAIMER:** The information presented in the 2011 Biennial Report was taken directly from reports of receipts and expenditures filed by the candidates and political committees; afterward formatted into the applicable graphs and charts.

## GENERAL OPERATING EXPENDITURES

D.C. Democratic State Committee		Detailed Expenditures by Purpose
Payee Name	Amount of Expenditure	Date of Expenditure
Kennedy Communications Inc.	\$13,302.10	10/29/2010
Kennedy Communications Inc.	\$15,000.00	10/25/2010
Meadows, David	\$385.00	09/20/2010
Yes On Amendment Four Committee	\$1,500.00	11/02/2010
<b>Catering/Refreshments</b>		
Bonds, Anita	\$300.00	11/05/2010
Meadows, David	\$162.81	03/05/2010
Metropolitan Washington Council AFL-CIO	\$1,250.00	03/05/2009
SODEXHO	\$3,700.78	06/10/2010
Tony Cheng's Restaurant	\$800.00	11/15/2009
<b>Computer Expenses</b>		
Daneker, Barrie	\$249.99	05/25/2010
Meadows, David	\$76.70	11/09/2009
<b>Consultant/Salary/Stipend</b>		
Bennett, James	\$150.00	09/20/2010
Meadows, David	\$250.00	11/09/2009
<b>Fund-raiser</b>		
Bonds , Anita	\$815.50	08/05/2010
D.C. Federation of College Democrats	\$1,500.00	09/20/2010
Mandarin Oriental Wash. DC	\$5,600.00	03/19/2010
Mandarin Oriental Wash. DC	\$5,000.00	02/17/2010
Mandarin Oriental Wash. DC	\$25,000.00	06/03/2010
Mandarin Oriental Wash. DC	\$15,806.85	06/09/2010
Marshall Heights Community Development Org.	\$250.00	10/06/2010
Meadows, David	\$469.58	09/20/2010
Myers, David	\$100.00	06/29/2010
Nunn, Kenny	\$100.00	06/29/2010
Valentino, Ivan	\$100.00	06/29/2010
Yasur, Itai	\$100.00	06/29/2010
<b>Loan Repayment</b>		
University of the District of Columbia	\$2,500.00	09/08/2010

**DISCLAIMER:** The information presented in the 2011 Biennial Report was taken directly from reports of receipts and expenditures filed by the candidates and political committees; afterward formatted into the applicable graphs and charts.

**GENERAL OPERATING EXPENDITURES**

D.C. Democratic State Committee		Detailed Expenditures by Purpose	
Payee Name	Amount of Expenditure	Date of Expenditure	
<b>Phone Bill</b>			
Bonds , Anita	\$1,848.39	08/04/2010	
Bonds, Anita	\$209.99	11/09/2009	
Bonds, Anita	\$570.00	11/15/2009	
<b>Postage</b>			
Bonds, Anita	\$125.00	11/09/2009	
Postmaster Wash. DC	\$440.00	04/29/2010	
US Post Office Tech World	\$125.00	03/05/2010	
<b>Printing</b>			
Barbee, Sonya	\$200.00	07/12/2010	
Berry, James	\$26.49	10/06/2010	
Bonds , Anita	\$3,768.00	07/15/2010	
Daneker, Barrie	\$448.91	11/09/2009	
Garcia, Franklin	\$132.49	03/05/2010	
Sydar Corporation	\$651.94	04/30/2010	
Sydar Corporation	\$651.94	04/29/2010	
<b>Rental</b>			
Howard Univ. Law School	\$3,250.00	05/25/2010	
Israel Baptist Church	\$2,500.00	09/20/2010	
National Council on Teacher Quality	\$1,382.21	03/05/2009	
PNC Bank	\$816.20	05/08/2009	
PNC Bank	\$487.00	05/08/2009	
PNC Bank	\$1,249.60	05/08/2009	
US Postal Service	\$125.00	09/20/2010	
<b>Supplies</b>			
Meadows, David	\$432.49	09/17/2010	
Meadows, David	\$40.62	11/09/2009	
<b>Subtotal</b>		<b>\$414,508.84</b>	
<b>Percentage of Total Expenditures</b>		<b>99.16%</b>	

**DISCLAIMER:** The information presented in the 2011 Biennial Report was taken directly from reports of receipts and expenditures filed by the candidates and political committees; afterward formatted into the applicable graphs and charts.



**REFUNDS OF CONTRIBUTIONS**

D.C. Democratic State Committee		Detailed Expenditures by Purpose
Payee Name	Amount of Expenditure	Date of Expenditure
<b>Refund</b>		
Univ. of District of Columbia	\$2,500.00	07/31/2010
<b>Subtotal</b>	<b>\$2,500.00</b>	
<b>Percentage of Total Expenditures</b>	<b>0.60%</b>	

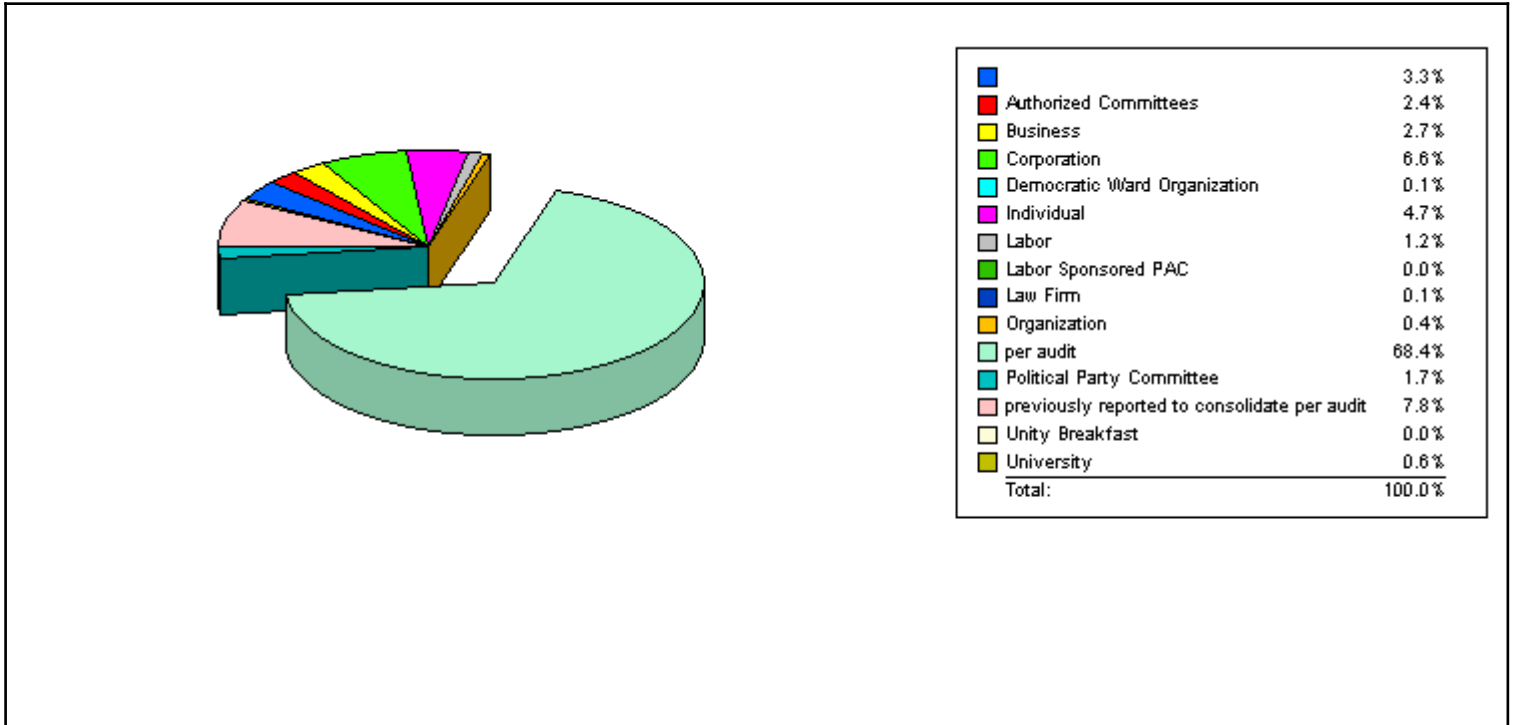
**OTHER EXPENDITURES, INCLUDING INDEPENDENT EXPENDITURES**

D.C. Democratic State Committee		Detailed Expenditures by Purpose
Payee Name	Amount of Expenditure	Date of Expenditure
<b>Donation to Political Action Committees</b>		
DC Young Democrats	\$1,000.00	01/16/2010
<b>Subtotal</b>	<b>\$1,000.00</b>	
<b>Percentage of Total Expenditures</b>	<b>0.24%</b>	
<b>Total</b>	<b>\$418,008.84</b>	

**DISCLAIMER:** The information presented in the 2011 Biennial Report was taken directly from reports of receipts and expenditures filed by the candidates and political committees; afterward formatted into the applicable graphs and charts.

**DC OFFICE OF CAMPAIGN FINANCE**  
**2011 Biennial Report - Political Action Committees**

**Summary of Contributions by Donor Type for  
D.C. Democratic State Committee**



Note: This Graph depicts the summary of the contributions by donor categories reported by the D.C. Democratic State Committee Principal Campaign Committee

The contributions are presented in percentage terms by donor categories, and may include each contribution received from Businesses, Corporations, Corporate Sponsored Political Action Committees, Individuals, Labor Sponsored Political Action Committees, Political Party Committees, Partnerships, and the Candidate. The summary may also note Other Receipts reported, such as Dividends, Interest, Refunds, and Rebates.

**DISCLAIMER:** The information presented in the 2011 Biennial Report was taken directly from reports of receipts and expenditures filed by the candidates and political committees; afterward formatted into the applicable graphs and charts.

## Summary of Contributions by Donor Type for D.C. Democratic State Committee

Donor Type	Received
	\$13,800.00
Authorized Committees	\$10,000.00
Business	\$11,400.00
Corporation	\$27,986.33
Democratic Ward Organization	\$300.00
Individual	\$19,998.00
Labor	\$5,000.00
Labor Sponsored PAC	\$20.17
Law Firm	\$500.00
Organization	\$1,750.00
per audit	\$290,477.49
Political Party Committee	\$7,300.00
previously reported to consolidate per audit	\$33,314.05
Unity Breakfast	\$140.00
University	\$2,500.00
<b>Grand Total</b>	<b>\$424,486.04</b>

**DISCLAIMER:** The information presented in the 2011 Biennial Report was taken directly from reports of receipts and expenditures filed by the candidates and political committees; afterward formatted into the applicable graphs and charts.

**Detailed Summary of Contributions by Donor Type for  
D.C. Democratic State Committee**

<b>Donor Type</b>	<b>Name</b>	<b>Received</b>
	DC Latino Political Action Comm.	<b>\$1,750.00</b>
	Fenty 2010	<b>\$3,250.00</b>
	Gertrude Stein Democratic Club	<b>\$750.00</b>
	Mendelson for Council	<b>\$600.00</b>
	Orange for Chair	<b>\$3,500.00</b>
	Thomas 2010	<b>\$2,500.00</b>
	Ward 7 Democrats	<b>\$1,450.00</b>
	<b>Total</b>	<b>\$13,800.00</b>
Authorized Committees	DC Dems Federal Acct	<b>\$10,000.00</b>
	<b>Total</b>	<b>\$10,000.00</b>
Business	A.L. Wheeler & Companies	<b>\$150.00</b>
	Abernathy and Associates	<b>\$100.00</b>
	Coca Cola Bottling Company	<b>\$4,500.00</b>
	Darcars Toyota	<b>\$1,500.00</b>
	PHRMA	<b>\$2,500.00</b>
	T Y LIN Int'l	<b>\$2,500.00</b>
	THE LAW OFFICES OF PAUL STRAUSS	<b>\$150.00</b>
	<b>Total</b>	<b>\$11,400.00</b>
Corporation	Capitol City Associates	<b>\$300.00</b>
	CAPITOL OUTDOOR INC.	<b>\$2,500.00</b>
	DAVIS PLANNING ASSOCIATES INC	<b>\$150.00</b>
	ENCORE INC.	<b>\$150.00</b>
	F & L Construction	<b>\$1,200.00</b>
	FEINBERG ROSEN LLP	<b>\$250.00</b>
	FORT MYER CONSTRUCTION CORP.	<b>\$4,500.00</b>
	GOSPEL RESCUE MINISTRIES	<b>\$1,500.00</b>
	HOGAN LOVELLS US LLP	<b>\$150.00</b>
	Hope Village Inc.	<b>\$1,750.00</b>
	HRGM Corporation	<b>\$1,250.00</b>

**DISCLAIMER:** The information presented in the 2011 Biennial Report was taken directly from reports of receipts and expenditures filed by the candidates and political committees; afterward formatted into the applicable graphs and charts.

Corporation	Keystone Plus Construction Corp.	<b>\$300.00</b>
	MANATT, PHELPS & PHILLIPS LLP	<b>\$1,000.00</b>
	Mandarin Oriental DC	<b>\$261.26</b>
	METROPOLITAN SERVICE AND MAINTENANC	<b>\$1,500.00</b>
	NPS ENTERPRISES INC.	<b>\$150.00</b>
	PayPal Inc	<b>\$0.07</b>
	PEPCO	<b>\$1,750.00</b>
	POETZEL & ANDRESS	<b>\$1,750.00</b>
	Prince Construction Co. Inc.	<b>\$150.00</b>
	R. N. HORTON CO. MORTICIANS INC	<b>\$150.00</b>
	Reed Smith LLP	<b>\$500.00</b>
	Santimarin & Associates LLC	<b>\$75.00</b>
	THOMPSON COBB BRAZILIO & ASSOCIATES	<b>\$2,500.00</b>
	U STREET PARKING INC.	<b>\$1,700.00</b>
	Verizon	<b>\$2,500.00</b>
	<b>Total</b>	<b>\$27,986.33</b>
Democratic Ward Organization	Ward 7 Democrats	<b>\$300.00</b>
		<b>Total</b>
Individual	Alexander, Leo	<b>\$70.00</b>
	Aponte, Mari	<b>\$150.00</b>
	Beach, Allen	<b>\$360.00</b>
	Berry, J.	<b>\$150.00</b>
	Bishop, Jordon	<b>\$300.00</b>
	Bitondo, Patricia	<b>\$185.00</b>
	Blanton, Thomas	<b>\$135.00</b>
	Bonds, Anita	<b>\$250.00</b>
	Brandon, Robert	<b>\$35.00</b>
	Braxton, Frank	<b>\$300.00</b>
	Brewer, Kenneth	<b>\$100.00</b>
	Brooks, Christine	<b>\$150.00</b>
	BUBAR, JAMES	<b>\$535.00</b>
	Capozzi, John	<b>\$485.00</b>

**DISCLAIMER:** The information presented in the 2011 Biennial Report was taken directly from reports of receipts and expenditures filed by the candidates and political committees; afterward formatted into the applicable graphs and charts.

Individual	Carson-Smith, Winifred	<b>\$70.00</b>
	Chen , Wylie	<b>\$150.00</b>
	Collins, Ronald	<b>\$150.00</b>
	Cooper, Glen	<b>\$150.00</b>
	Cooper, Timothy	<b>\$150.00</b>
	Daneker, Barrie	<b>\$220.00</b>
	Davis, Janice	<b>\$70.00</b>
	Delaney Lee, Ethel	<b>\$150.00</b>
	Diaz, Judy	<b>\$75.00</b>
	Dinan, Donald	<b>\$35.00</b>
	Ellis, Donna	<b>\$300.00</b>
	Fenderson, George	<b>\$185.00</b>
	Fishman , Rebecca	<b>\$150.00</b>
	Floto, Mary	<b>\$35.00</b>
	Floto, Mary Ann	<b>\$335.00</b>
	Foster, Douglas	<b>\$300.00</b>
	Fryer, Bruce	<b>\$300.00</b>
	Gorman, Stephen	<b>\$150.00</b>
	Gourdine, Wesley	<b>\$150.00</b>
	Greenan, Mary	<b>\$150.00</b>
	Gutierrez, Sonia	<b>\$75.00</b>
	Harris, Herbert	<b>\$35.00</b>
	Hausley, Shirley	<b>\$400.00</b>
	Issac, Donald	<b>\$300.00</b>
	JEFFERSON , DOROTHY	<b>\$175.00</b>
	Jones, Eric	<b>\$250.00</b>
	Jones, Phinis	<b>\$525.00</b>
	Jordon, Charles	<b>\$300.00</b>
	Kane, Elizabeth	<b>\$150.00</b>
	Kinlow , Jacqueline	<b>\$150.00</b>
Lewis, Amber	<b>\$3,500.00</b>	
Lewis, Grace	<b>\$35.00</b>	

**DISCLAIMER:** The information presented in the 2011 Biennial Report was taken directly from reports of receipts and expenditures filed by the candidates and political committees; afterward formatted into the applicable graphs and charts.

Individual	Litsky, Andy	<b>\$300.00</b>
	Love, Alice	<b>\$85.00</b>
	Manning, Mary	<b>\$300.00</b>
	Marshall, Ruth	<b>\$150.00</b>
	Mayes, Stanley	<b>\$35.00</b>
	McCabe, Heather	<b>\$150.00</b>
	McIntosh-Douglas, Corinne	<b>\$35.00</b>
	Medley, Sylvia	<b>\$300.00</b>
	Miller, Mary Ann	<b>\$150.00</b>
	Mobley, Levonna	<b>\$70.00</b>
	Moore, Robert	<b>\$25.00</b>
	Moritsugu, Erika	<b>\$150.00</b>
	Morris, Irene	<b>\$150.00</b>
	O'Field, Bill	<b>\$150.00</b>
	Panetta, Michael	<b>\$300.00</b>
	Peoples, Robert	<b>\$150.00</b>
	Ray , Clark	<b>\$793.00</b>
	Reba, Lee	<b>\$105.00</b>
	Rohrer, Allison	<b>\$70.00</b>
	Shapiro, Carol	<b>\$150.00</b>
	Shaw, Dianah	<b>\$35.00</b>
	Shelton, Anita	<b>\$100.00</b>
	Short, James	<b>\$300.00</b>
	Smalls, Betty	<b>\$150.00</b>
	Smith, Shareda	<b>\$50.00</b>
	Sueiro, Jose	<b>\$75.00</b>
	Szulgt, Karen	<b>\$40.00</b>
	Tayman , Patrick	<b>\$150.00</b>
	Theodora, Brown	<b>\$150.00</b>
	Thies, Charles	<b>\$35.00</b>
Tomkin, Shelley	<b>\$20.00</b>	
Trabue , Theodore	<b>\$900.00</b>	

**DISCLAIMER:** The information presented in the 2011 Biennial Report was taken directly from reports of receipts and expenditures filed by the candidates and political committees; afterward formatted into the applicable graphs and charts.

Individual	Viteri, Gustavo	\$150.00
	Vorndran, Kurt	\$340.00
	Warnke, Christine	\$335.00
	Wedderburn, Daniel	\$35.00
	Wells, Barbara	\$150.00
	White, Dorinda	\$40.00
	White, Sheila	\$150.00
	Wilson, James	\$300.00
	Zogby, James	\$500.00
	<b>Total</b>	<b>\$19,998.00</b>
Labor	AMALGAMATED TRANSIT UNION LOCAL 689	\$150.00
	BALTIMORE/WASHINGTON CONSTRUCTION A	\$300.00
	LOCAL UNION NO. 26 IBEW	\$1,500.00
	METRO WASHINGTON COUNCIL, AFL-CIO	\$550.00
	United Food/Comm. Workers Intl	\$2,500.00
	<b>Total</b>	<b>\$5,000.00</b>
Labor Sponsored PAC	Assn. State Democratic Chairs	\$20.17
	<b>Total</b>	<b>\$20.17</b>
Law Firm	Reed Smith LLP	\$500.00
	<b>Total</b>	<b>\$500.00</b>
Organization	DC DEMOCRATIC WOMEN CLUB	\$1,750.00
	<b>Total</b>	<b>\$1,750.00</b>
per audit	Bank Credits Not Reported per audit	\$164.75
	DC Denver Convention 2008	\$126,508.59
	Receipts Not Negotiated per audit	(\$8,515.14)
	Receipts Not Reported Independence Bank	\$19,974.29
	Receipts Not Reported PNC Bank	\$152,345.00
	<b>Total</b>	<b>\$290,477.49</b>
Political Party Committee	CITIZENS FOR ELEANOR HOLMES NORTON	\$1,750.00
	KWAME FOR CHAIR	\$3,500.00
	WARD 2 DEMOCRATS INC	\$1,750.00
	Ward 7 Democrats	\$300.00

**DISCLAIMER:** The information presented in the 2011 Biennial Report was taken directly from reports of receipts and expenditures filed by the candidates and political committees; afterward formatted into the applicable graphs and charts.



Political Party Committee	<b>Total</b>	<b>\$7,300.00</b>
previously reported to consolidate per audit	Receipts 1/1/07 through 12/10/08	<b>\$33,314.05</b>
	<b>Total</b>	<b>\$33,314.05</b>
Unity Breakfast	Citizens for Eleanor Holmes Norton	<b>\$140.00</b>
	<b>Total</b>	<b>\$140.00</b>
University	Univ. of District of Columbia	<b>\$2,500.00</b>
	<b>Total</b>	<b>\$2,500.00</b>
<b>Grand Total</b>		<b>\$424,486.04</b>

**DISCLAIMER:** The information presented in the 2011 Biennial Report was taken directly from reports of receipts and expenditures filed by the candidates and political committees; afterward formatted into the applicable graphs and charts.

D.C. Democratic State Committee		Detailed Contributions by Donor Type	
Contributor Name	Amount	Date of Receipt	
DC Latino Political Action Comm.	\$1,000.00	06/24/2010	
DC Latino Political Action Comm.	\$750.00	06/30/2010	
Fenty 2010	\$3,250.00	06/18/2010	
Gertrude Stein Democratic Club	\$750.00	06/24/2010	
Mendelson for Council	\$600.00	07/22/2010	
Orange for Chair	\$3,500.00	07/08/2010	
Thomas 2010	\$2,500.00	06/18/2010	
Ward 7 Democrats	\$1,450.00	06/24/2010	
	<b>Subtotal</b>	<b>\$13,800.00</b>	
	<b>Percentage of Total Contributions</b>	<b>3.25%</b>	

D.C. Democratic State Committee		Detailed Contributions by Donor Type	
Contributor Name	Amount	Date of Receipt	
<b>Authorized Committees</b>			
DC Dems Federal Acct	\$10,000.00	04/20/2010	
	<b>Subtotal</b>	<b>\$10,000.00</b>	
	<b>Percentage of Total Contributions</b>	<b>2.36%</b>	

D.C. Democratic State Committee		Detailed Contributions by Donor Type	
Contributor Name	Amount	Date of Receipt	
<b>Business</b>			
A.L. Wheeler & Companies	\$150.00	06/03/2010	
Abernathy and Associates	\$100.00	04/21/2009	
Coca Cola Bottling Company	\$4,500.00	07/13/2010	
Darcars Toyota	\$1,500.00	06/24/2010	
PHRMA	\$2,500.00	06/18/2010	
T Y LIN Int'l	\$2,500.00	07/08/2010	
THE LAW OFFICES OF PAUL STRAUSS	\$150.00	06/03/2010	
	<b>Subtotal</b>	<b>\$11,400.00</b>	
	<b>Percentage of Total Contributions</b>	<b>2.69%</b>	

**DISCLAIMER:** The information presented in the 2011 Biennial Report was taken directly from reports of receipts and expenditures filed by the candidates and political committees; afterward formatted into the applicable graphs and charts.

Contributor Name	Amount	Date of Receipt
<b>Corporation</b>		
Capitol City Associates	\$300.00	06/02/2010
CAPITOL OUTDOOR INC.	\$2,500.00	06/03/2010
DAVIS PLANNING ASSOCIATES INC	\$150.00	06/03/2010
ENCORE INC.	\$150.00	05/25/2010
F & L Construction	\$1,200.00	06/03/2010
FEINBERG ROSEN LLP	\$250.00	06/03/2010
FORT MYER CONSTRUCTION CORP.	\$4,500.00	06/03/2010
GOSPEL RESCUE MINISTRIES	\$1,500.00	06/03/2010
HOGAN LOVELLS US LLP	\$150.00	05/25/2010
Hope Village Inc.	\$1,750.00	07/22/2010
HRGM Corporation	\$1,250.00	06/03/2010
Keystone Plus Construction Corp.	\$300.00	06/24/2010
MANATT, PHELPS & PHILLIPS LLP	\$1,000.00	06/03/2010
Mandarin Oriental DC	\$261.26	07/22/2010
METROPOLITAN SERVICE AND MAINTENANCE CORP.	\$1,500.00	05/25/2010
NPS ENTERPRISES INC.	\$150.00	06/03/2010
PayPal Inc	\$0.07	04/20/2010
PEPCO	\$1,750.00	06/03/2010
POETZEL & ANDRESS	\$1,750.00	06/08/2010
Prince Construction Co. Inc.	\$150.00	06/24/2010
R. N. HORTON CO. MORTICIANS INC	\$150.00	06/03/2010
Reed Smith LLP	\$500.00	10/06/2010
Santimarin & Associates LLC	\$75.00	06/24/2010
THOMPSON COBB BRAZILIO & ASSOCIATES	\$2,500.00	06/05/2010
U STREET PARKING INC.	\$1,700.00	06/05/2010
Verizon	\$2,500.00	10/06/2010
	<b>Subtotal</b>	<b>\$27,986.33</b>
	<b>Percentage of Total Contributions</b>	<b>6.59%</b>

Contributor Name	Amount	Date of Receipt
<b>Democratic Ward Organization</b>		
Ward 7 Democrats	\$300.00	10/06/2010
	<b>Subtotal</b>	<b>\$300.00</b>
	<b>Percentage of Total Contributions</b>	<b>0.07%</b>

**DISCLAIMER:** The information presented in the 2011 Biennial Report was taken directly from reports of receipts and expenditures filed by the candidates and political committees; afterward formatted into the applicable graphs and charts.

Contributor Name	Amount	Date of Receipt
<b>Individual</b>		
Alexander, Leo	\$70.00	09/24/2010
Aponte, Mari	\$150.00	06/24/2010
Beach, Allen	\$300.00	06/03/2010
Beach, Allen	\$60.00	07/08/2010
Berry, J.	\$150.00	07/08/2010
Bishop, Jordon	\$300.00	06/04/2010
Bitondo, Patricia	\$150.00	06/03/2010
Bitondo, Patricia	\$35.00	09/24/2010
Blanton, Thomas	\$100.00	04/21/2009
Blanton, Thomas	\$35.00	09/24/2010
Bonds, Anita	\$250.00	10/06/2010
Brandon, Robert	\$35.00	09/24/2010
Braxton, Frank	\$300.00	06/03/2010
Brewer, Kenneth	\$100.00	05/25/2010
Brooks, Christine	\$150.00	06/29/2010
BUBAR, JAMES	\$500.00	06/03/2010
Bubar, James	\$35.00	09/24/2010
Capozzi, John	\$300.00	06/08/2010
Capozzi, John	\$150.00	07/22/2010
Capozzi, John	\$35.00	09/24/2010
Carson-Smith, Winifred	\$70.00	09/24/2010
Chen , Wylie	\$150.00	06/07/2010
Collins, Ronald	\$150.00	07/08/2010
Cooper, Glen	\$150.00	05/22/2010
Cooper, Timothy	\$150.00	06/18/2010
Daneke, Barrie	\$150.00	06/08/2010
Daneke, Barrie	\$70.00	06/24/2010
Davis, Janice	\$70.00	09/24/2010
Delaney Lee, Ethel	\$150.00	05/25/2010
Diaz, Judy	\$75.00	06/24/2010
Dinan, Donald	\$35.00	09/24/2010
Ellis, Donna	\$300.00	06/03/2010
Fenderson, George	\$150.00	06/07/2010
Fenderson, George	\$35.00	09/24/2010
Fishman , Rebecca	\$150.00	06/02/2010
Floto, Mary	\$35.00	07/22/2010

**DISCLAIMER:** The information presented in the 2011 Biennial Report was taken directly from reports of receipts and expenditures filed by the candidates and political committees; afterward formatted into the applicable graphs and charts.

Contributor Name	Amount	Date of Receipt
<b>Individual</b>		
Floto, Mary Ann	\$300.00	06/03/2010
Floto, Mary Ann	\$35.00	09/24/2010
Foster, Douglas	\$300.00	06/03/2010
Fryer, Bruce	\$300.00	06/08/2010
Gorman, Stephen	\$150.00	06/08/2010
Gourdine, Wesley	\$150.00	06/03/2010
Greenan, Mary	\$150.00	05/25/2010
Gutierrez, Sonia	\$75.00	06/24/2010
Harris, Herbert	\$35.00	09/24/2010
Hausley, Shirley	\$400.00	06/03/2010
Issac, Donald	\$300.00	06/07/2010
JEFFERSON , DOROTHY	\$175.00	06/03/2010
Jones, Eric	\$250.00	05/25/2010
Jones, Phinis	\$525.00	07/22/2010
Jordon, Charles	\$300.00	05/25/2010
Kane, Elizabeth	\$150.00	06/08/2010
Kinlow , Jacqueline	\$150.00	06/08/2010
Lewis, Amber	\$3,500.00	10/06/2010
Lewis, Grace	\$35.00	09/24/2010
Litsky, Andy	\$300.00	06/24/2010
Love, Alice	\$50.00	06/29/2010
Love, Alice	\$35.00	09/24/2010
Manning, Mary	\$300.00	06/03/2010
Marshall, Ruth	\$150.00	06/29/2010
Mayes, Stanley	\$35.00	09/24/2010
McCabe, Heather	\$150.00	05/25/2010
McIntosh-Douglas, Corinne	\$35.00	09/24/2010
Medley, Sylvia	\$300.00	06/03/2010
Miller, Mary Ann	\$150.00	05/25/2010
Mobley, Levonna	\$70.00	09/24/2010
Moore, Robert	\$25.00	04/30/2009
Moritsugu, Erika	\$150.00	06/06/2010
Morris, Irene	\$150.00	06/03/2010
O'Field, Bill	\$150.00	07/29/2010
Panetta, Michael	\$300.00	06/08/2010
Peoples, Robert	\$150.00	06/03/2010

**DISCLAIMER:** The information presented in the 2011 Biennial Report was taken directly from reports of receipts and expenditures filed by the candidates and political committees; afterward formatted into the applicable graphs and charts.

Contributor Name	Amount	Date of Receipt
<b>Individual</b>		
Ray , Clark	\$750.00	06/02/2010
Ray , Clark	\$8.00	09/24/2010
Ray , Clark	\$35.00	09/24/2010
Reba, Lee	\$105.00	09/24/2010
Rohrer, Allison	\$70.00	07/22/2010
Shapiro, Carol	\$150.00	06/29/2010
Shaw, Dianah	\$35.00	09/24/2010
Shelton, Anita	\$100.00	06/05/2010
Short, James	\$300.00	09/24/2010
Smalls, Betty	\$150.00	06/05/2010
Smith, Shareda	\$50.00	06/29/2010
Sueiro, Jose	\$75.00	06/24/2010
Szulgt, Karen	\$40.00	07/29/2010
Tayman , Patrick	\$150.00	05/25/2010
Theodora, Brown	\$150.00	06/07/2010
Thies, Charles	\$35.00	09/24/2010
Tomkin, Shelley	\$20.00	07/22/2010
Trabue , Theodore	\$900.00	06/04/2010
Viteri, Gustavo	\$150.00	06/24/2010
Vorndran, Kurt	\$300.00	05/25/2010
Vorndran, Kurt	\$40.00	09/24/2010
Warnke, Christine	\$300.00	07/08/2010
Warnke, Christine	\$35.00	09/24/2010
Wedderburn, Daniel	\$35.00	09/24/2010
Wells, Barbara	\$150.00	07/22/2010
White, Dorinda	\$40.00	06/08/2010
White, Sheila	\$150.00	06/08/2010
Wilson, James	\$300.00	06/08/2010
Zogby, James	\$500.00	06/03/2010
	<b>Subtotal</b>	<b>\$19,998.00</b>
	<b>Percentage of Total Contributions</b>	<b>4.71%</b>

**DISCLAIMER:** The information presented in the 2011 Biennial Report was taken directly from reports of receipts and expenditures filed by the candidates and political committees; afterward formatted into the applicable graphs and charts.

D.C. Democratic State Committee		Detailed Contributions by Donor Type
---------------------------------	--	--------------------------------------

Contributor Name	Amount	Date of Receipt
------------------	--------	-----------------

**Labor**

AMALGAMATED TRANSIT UNION LOCAL 689	\$150.00	06/03/2010
BALTIMORE/WASHINGTON CONSTRUCTION AND PUBLIC	\$300.00	06/03/2010
LOCAL UNION NO. 26 IBEW	\$1,500.00	05/25/2010
METRO WASHINGTON COUNCIL, AFL-CIO	\$550.00	06/03/2010
United Food/Comm. Workers Intl	\$2,500.00	07/22/2010

**Subtotal** **\$5,000.00**

**Percentage of Total Contributions** **1.18%**

D.C. Democratic State Committee		Detailed Contributions by Donor Type
---------------------------------	--	--------------------------------------

Contributor Name	Amount	Date of Receipt
------------------	--------	-----------------

**Labor Sponsored PAC**

Assn. State Democratic Chairs	\$20.17	09/17/2009
-------------------------------	---------	------------

**Subtotal** **\$20.17**

**Percentage of Total Contributions** **0.00%**

D.C. Democratic State Committee		Detailed Contributions by Donor Type
---------------------------------	--	--------------------------------------

Contributor Name	Amount	Date of Receipt
------------------	--------	-----------------

**Law Firm**

Reed Smith LLP	\$500.00	10/12/2010
----------------	----------	------------

**Subtotal** **\$500.00**

**Percentage of Total Contributions** **0.12%**

D.C. Democratic State Committee		Detailed Contributions by Donor Type
---------------------------------	--	--------------------------------------

Contributor Name	Amount	Date of Receipt
------------------	--------	-----------------

**Organization**

DC DEMOCRATIC WOMEN CLUB	\$1,750.00	05/25/2010
--------------------------	------------	------------

**Subtotal** **\$1,750.00**

**Percentage of Total Contributions** **0.41%**

**DISCLAIMER:** The information presented in the 2011 Biennial Report was taken directly from reports of receipts and expenditures filed by the candidates and political committees; afterward formatted into the applicable graphs and charts.

D.C. Democratic State Committee		Detailed Contributions by Donor Type
Contributor Name	Amount	Date of Receipt
<b>per audit</b>		
Bank Credits Not Reported per audit	\$164.75	01/31/2009
DC Denver Convention 2008	\$126,508.59	01/31/2009
Receipts Not Negotiated per audit	(\$8,515.14)	01/31/2009
Receipts Not Reported Independence Bank	\$19,974.29	01/31/2009
Receipts Not Reported PNC Bank	\$152,345.00	01/31/2009
<b>Subtotal</b>	<b>\$290,477.49</b>	
<b>Percentage of Total Contributions</b>	<b>68.43%</b>	

D.C. Democratic State Committee		Detailed Contributions by Donor Type
Contributor Name	Amount	Date of Receipt
<b>Political Party Committee</b>		
CITIZENS FOR ELEANOR HOLMES NORTON	\$1,750.00	05/25/2010
KWAME FOR CHAIR	\$3,500.00	06/05/2010
WARD 2 DEMOCRATS INC	\$1,750.00	06/08/2010
Ward 7 Democrats	\$300.00	10/06/2010
<b>Subtotal</b>	<b>\$7,300.00</b>	
<b>Percentage of Total Contributions</b>	<b>1.72%</b>	

D.C. Democratic State Committee		Detailed Contributions by Donor Type
Contributor Name	Amount	Date of Receipt
<b>previously reported to consolidate per audit</b>		
Receipts 1/1/07 through 12/10/08	\$33,314.05	01/31/2009
<b>Subtotal</b>	<b>\$33,314.05</b>	
<b>Percentage of Total Contributions</b>	<b>7.85%</b>	

D.C. Democratic State Committee		Detailed Contributions by Donor Type
Contributor Name	Amount	Date of Receipt
<b>Unity Breakfast</b>		
Citizens for Eleanor Holmes Norton	\$140.00	09/24/2010
<b>Subtotal</b>	<b>\$140.00</b>	
<b>Percentage of Total Contributions</b>	<b>0.03%</b>	

**DISCLAIMER:** The information presented in the 2011 Biennial Report was taken directly from reports of receipts and expenditures filed by the candidates and political committees; afterward formatted into the applicable graphs and charts.

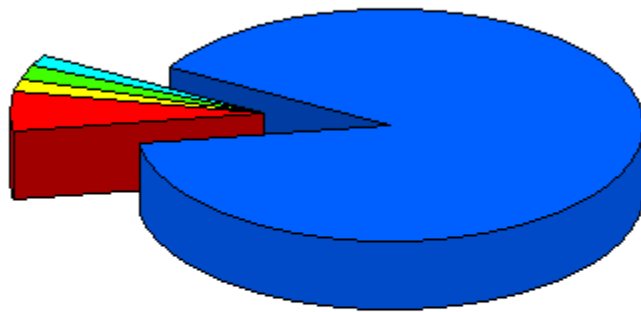


Contributor Name	Amount	Date of Receipt
<b>University</b>		
Univ. of District of Columbia	\$2,500.00	07/08/2010
<b>Subtotal</b>	<b>\$2,500.00</b>	
<b>Percentage of Total Contributions</b>	<b>0.59%</b>	
<b>Total</b>	<b>\$424,486.04</b>	

**DISCLAIMER:** The information presented in the 2011 Biennial Report was taken directly from reports of receipts and expenditures filed by the candidates and political committees; afterward formatted into the applicable graphs and charts.

**DC OFFICE OF CAMPAIGN FINANCE**  
**2011 Biennial Report - Political Action Committees**

**Summary of Contributions by Amount for  
D.C. Democratic State Committee**



Contributions Greater than \$2000	87.9%
Contributions greater or equal to \$1000 but less or equal to \$2000	5.5%
Contributions Greater than or equal to \$500 but less than \$1000	1.6%
Contributions Greater than or equal to \$250 but less than \$500	1.9%
Contributions Greater than or equal to \$100 but less than \$250	1.6%
Contributions Less than \$100	(1.5)%
<b>Total:</b>	<b>100.0%</b>

Note: This Graph depicts the summary of the contributions dollar amount reported by the D.C. Democratic State Committee Principal Campaign Committee

The contributions are presented in percentage terms in dollar amount, by the size of the contribution, including contribution greater than \$2000; contributions greater than or equal to \$1000 but less than or equal to \$2000; contributions greater than or equal to \$500 but less than or equal to \$1000; contributions greater than or equal to \$250 but less than or equal to \$500; contributions greater than or equal to \$100 but less than or equal to \$250; and contributions less than \$100.

**DISCLAIMER:** The information presented in the 2011 Biennial Report was taken directly from reports of receipts and expenditures filed by the candidates and political committees; afterward formatted into the applicable graphs and charts.

## Summary of Contributions by Amount for D.C. Democratic State Committee

Denomination Type	Amount Received
Contributions Greater than \$2000	\$384,891.93
Contributions greater or equal to \$1000 but less or equal to \$2000	\$24,100.00
Contributions greater than or equal to \$500 but less than \$1000	\$6,825.00
Contributions greater than or equal to \$250 but less than \$500	\$8,311.26
Contributions greater than or equal to \$100 but less than \$250	\$7,134.75
Contributions less than \$100	(\$6,776.90)
<b>Grand Total</b>	<b>\$424,486.04</b>

**DISCLAIMER:** The information presented in the 2011 Biennial Report was taken directly from reports of receipts and expenditures filed by the candidates and political committees; afterward formatted into the applicable graphs and charts.

## Detailed Summary of Contributions by Amount for D.C. Democratic State Committee

Denomination Type	Name	Received
Contributions Greater than \$2000	CAPITOL OUTDOOR INC.	\$2,500.00
	Coca Cola Bottling Company	\$4,500.00
	DC Dems Federal Acct	\$10,000.00
	DC Denver Convention 2008	\$126,508.59
	Fenty 2010	\$3,250.00
	FORT MYER CONSTRUCTION CORP.	\$4,500.00
	KWAME FOR CHAIR	\$3,500.00
	Lewis, Amber	\$3,500.00
	Orange for Chair	\$3,500.00
	PHRMA	\$2,500.00
	Receipts 1/1/07 through 12/10/08	\$33,314.05
	Receipts Not Reported Independence Bank	\$19,974.29
	Receipts Not Reported PNC Bank	\$152,345.00
	T Y LIN Int'l	\$2,500.00
	Thomas 2010	\$2,500.00
	THOMPSON COBB BRAZILIO & ASSOCIA	\$2,500.00
	United Food/Comm. Workers Intl	\$2,500.00
	Univ. of District of Columbia	\$2,500.00
Verizon	\$2,500.00	
<b>Total</b>	<b>\$384,891.93</b>	
Contributions greater or equal to \$1000 but less or equal to \$2000	CITIZENS FOR ELEANOR HOLMES NORTO	\$1,750.00
	Darcars Toyota	\$1,500.00
	DC DEMOCRATIC WOMEN CLUB	\$1,750.00
	DC Latino Political Action Comm.	\$1,000.00
	F & L Construction	\$1,200.00
	GOSPEL RESCUE MINISTRIES	\$1,500.00
	Hope Village Inc.	\$1,750.00
	HRGM Corporation	\$1,250.00
	LOCAL UNION NO. 26 IBEW	\$1,500.00

**DISCLAIMER:** The information presented in the 2011 Biennial Report was taken directly from reports of receipts and expenditures filed by the candidates and political committees; afterward formatted into the applicable graphs and charts.

Contributions greater or equal to \$1000 but less or equal to \$2000	MANATT, PHELPS & PHILLIPS LLP	<b>\$1,000.00</b>
	METROPOLITAN SERVICE AND MAINTEN	<b>\$1,500.00</b>
	PEPCO	<b>\$1,750.00</b>
	POETZEL & ANDRESS	<b>\$1,750.00</b>
	U STREET PARKING INC.	<b>\$1,700.00</b>
	WARD 2 DEMOCRATS INC	<b>\$1,750.00</b>
	Ward 7 Democrats	<b>\$1,450.00</b>
	Total	<b>\$24,100.00</b>
Contributions greater than or equal to \$500 but less than \$1000	BUBAR, JAMES	<b>\$500.00</b>
	DC Latino Political Action Comm.	<b>\$750.00</b>
	Gertrude Stein Democratic Club	<b>\$750.00</b>
	Jones, Phinis	<b>\$525.00</b>
	Mendelson for Council	<b>\$600.00</b>
	METRO WASHINGTON COUNCIL, AFL-CIO	<b>\$550.00</b>
	Ray , Clark	<b>\$750.00</b>
	Reed Smith LLP	<b>\$500.00</b>
	Reed Smith LLP	<b>\$500.00</b>
	Trabue , Theodore	<b>\$900.00</b>
	Zogby, James	<b>\$500.00</b>
	Total	<b>\$6,825.00</b>
Contributions greater than or equal to \$250 but less than \$500	BALTIMORE/WASHINGTON CONSTRUCTI	<b>\$300.00</b>
	Beach, Allen	<b>\$300.00</b>
	Bishop, Jordon	<b>\$300.00</b>
	Bonds, Anita	<b>\$250.00</b>
	Braxton, Frank	<b>\$300.00</b>
	Capitol City Associates	<b>\$300.00</b>
	Capozzi, John	<b>\$300.00</b>
	Ellis, Donna	<b>\$300.00</b>
	FEINBERG ROSEN LLP	<b>\$250.00</b>
	Floto, Mary Ann	<b>\$300.00</b>
	Foster, Douglas	<b>\$300.00</b>
	Fryer, Bruce	<b>\$300.00</b>

**DISCLAIMER:** The information presented in the 2011 Biennial Report was taken directly from reports of receipts and expenditures filed by the candidates and political committees; afterward formatted into the applicable graphs and charts.

Contributions greater than or equal to \$250 but less than \$500	Hausley, Shirley	<b>\$400.00</b>
	Issac, Donald	<b>\$300.00</b>
	Jones, Eric	<b>\$250.00</b>
	Jordon, Charles	<b>\$300.00</b>
	Keystone Plus Construction Corp.	<b>\$300.00</b>
	Litsky, Andy	<b>\$300.00</b>
	Mandarin Oriental DC	<b>\$261.26</b>
	Manning, Mary	<b>\$300.00</b>
	Medley, Sylvia	<b>\$300.00</b>
	Panetta, Michael	<b>\$300.00</b>
	Short, James	<b>\$300.00</b>
	Vorndran, Kurt	<b>\$300.00</b>
	Ward 7 Democrats	<b>\$300.00</b>
	Ward 7 Democrats	<b>\$300.00</b>
	Warnke, Christine	<b>\$300.00</b>
Wilson, James	<b>\$300.00</b>	
<b>Total</b>	<b>\$8,311.26</b>	
Contributions greater than or equal to \$100 but less than \$250	A.L. Wheeler & Companies	<b>\$150.00</b>
	Abernathy and Associates	<b>\$100.00</b>
	AMALGAMATED TRANSIT UNION LOCAL 6	<b>\$150.00</b>
	Aponte, Mari	<b>\$150.00</b>
	Bank Credits Not Reported per audit	<b>\$164.75</b>
	Berry, J.	<b>\$150.00</b>
	Bitondo, Patricia	<b>\$150.00</b>
	Blanton, Thomas	<b>\$100.00</b>
	Brewer, Kenneth	<b>\$100.00</b>
	Brooks, Christine	<b>\$150.00</b>
	Capozzi, John	<b>\$150.00</b>
	Chen , Wylie	<b>\$150.00</b>
	Citizens for Eleanor Holmes Norton	<b>\$140.00</b>
	Collins, Ronald	<b>\$150.00</b>
	Cooper, Glen	<b>\$150.00</b>

**DISCLAIMER:** The information presented in the 2011 Biennial Report was taken directly from reports of receipts and expenditures filed by the candidates and political committees; afterward formatted into the applicable graphs and charts.

Contributions greater than or equal to \$100 but less than \$250	Cooper, Timothy	<b>\$150.00</b>
	Daneker, Barrie	<b>\$150.00</b>
	DAVIS PLANNING ASSOCIATES INC	<b>\$150.00</b>
	Delaney Lee, Ethel	<b>\$150.00</b>
	ENCORE INC.	<b>\$150.00</b>
	Fenderson, George	<b>\$150.00</b>
	Fishman , Rebecca	<b>\$150.00</b>
	Gorman, Stephen	<b>\$150.00</b>
	Gourdine, Wesley	<b>\$150.00</b>
	Greenan, Mary	<b>\$150.00</b>
	HOGAN LOVELLS US LLP	<b>\$150.00</b>
	JEFFERSON , DOROTHY	<b>\$175.00</b>
	Kane, Elizabeth	<b>\$150.00</b>
	Kinlow , Jacqueline	<b>\$150.00</b>
	Marshall, Ruth	<b>\$150.00</b>
	McCabe, Heather	<b>\$150.00</b>
	Miller, Mary Ann	<b>\$150.00</b>
	Moritsugu, Erika	<b>\$150.00</b>
	Morris, Irene	<b>\$150.00</b>
	NPS ENTERPRISES INC.	<b>\$150.00</b>
	O'Field, Bill	<b>\$150.00</b>
	Peoples, Robert	<b>\$150.00</b>
	Prince Construction Co. Inc.	<b>\$150.00</b>
	R. N. HORTON CO. MORTICIANS INC	<b>\$150.00</b>
	Reba, Lee	<b>\$105.00</b>
	Shapiro, Carol	<b>\$150.00</b>
	Shelton, Anita	<b>\$100.00</b>
	Smalls, Betty	<b>\$150.00</b>
	Tayman , Patrick	<b>\$150.00</b>
	THE LAW OFFICES OF PAUL STRAUSS	<b>\$150.00</b>
Theodora, Brown	<b>\$150.00</b>	
Viteri, Gustavo	<b>\$150.00</b>	

**DISCLAIMER:** The information presented in the 2011 Biennial Report was taken directly from reports of receipts and expenditures filed by the candidates and political committees; afterward formatted into the applicable graphs and charts.

Contributions greater than or equal to \$100 but less than \$250	Wells, Barbara	<b>\$150.00</b>
	White, Sheila	<b>\$150.00</b>
	Total	<b>\$7,134.75</b>
Contributions less than \$100	Alexander, Leo	<b>\$70.00</b>
	Assn. State Democratic Chairs	<b>\$20.17</b>
	Beach, Allen	<b>\$60.00</b>
	Bitondo, Patricia	<b>\$35.00</b>
	Blanton, Thomas	<b>\$35.00</b>
	Brandon, Robert	<b>\$35.00</b>
	Bubar, James	<b>\$35.00</b>
	Capozzi, John	<b>\$35.00</b>
	Carson-Smith, Winifred	<b>\$70.00</b>
	Daneker, Barrie	<b>\$70.00</b>
	Davis, Janice	<b>\$70.00</b>
	Diaz, Judy	<b>\$75.00</b>
	Dinan, Donald	<b>\$35.00</b>
	Fenderson, George	<b>\$35.00</b>
	Floto, Mary Ann	<b>\$35.00</b>
	Floto, Mary	<b>\$35.00</b>
	Guitierrez, Sonia	<b>\$75.00</b>
	Harris, Herbert	<b>\$35.00</b>
	Lewis, Grace	<b>\$35.00</b>
	Love, Alice	<b>\$50.00</b>
	Love, Alice	<b>\$35.00</b>
	Mayes, Stanley	<b>\$35.00</b>
	McIntosh-Douglas, Corinne	<b>\$35.00</b>
	Mobley, Levonna	<b>\$70.00</b>
	Moore, Robert	<b>\$25.00</b>
	PayPal Inc	<b>\$0.07</b>
	Ray , Clark	<b>\$35.00</b>
Ray , Clark	<b>\$8.00</b>	
Receipts Not Negotiated per audit	<b>(\$8,515.14)</b>	

**DISCLAIMER:** The information presented in the 2011 Biennial Report was taken directly from reports of receipts and expenditures filed by the candidates and political committees; afterward formatted into the applicable graphs and charts.



Contributions less than \$100	Rohrer, Allison	<b>\$70.00</b>
	Santimarin & Associates LLC	<b>\$75.00</b>
	Shaw, Dianah	<b>\$35.00</b>
	Smith, Shareda	<b>\$50.00</b>
	Sueiro, Jose	<b>\$75.00</b>
	Szulgt, Karen	<b>\$40.00</b>
	Thies, Charles	<b>\$35.00</b>
	Tomkin, Shelley	<b>\$20.00</b>
	Vorndran, Kurt	<b>\$40.00</b>
	Warnke, Christine	<b>\$35.00</b>
	Wedderburn, Daniel	<b>\$35.00</b>
	White, Dorinda	<b>\$40.00</b>
	Total	<b>(\$6,776.90)</b>
<b>Grand Total</b>		<b>\$424,486.04</b>

**DISCLAIMER:** The information presented in the 2011 Biennial Report was taken directly from reports of receipts and expenditures filed by the candidates and political committees; afterward formatted into the applicable graphs and charts.

Contributor Name	Amount	Type of Contributor	Date of Receipt
<b>Contributions Greater than \$2000</b>			
CAPITOL OUTDOOR INC.	\$2,500.00	Corporation	06/03/2010
Coca Cola Bottling Company	\$4,500.00	Business	07/13/2010
DC Dems Federal Acct	\$10,000.00	Authorized Committees	04/20/2010
DC Denver Convention 2008	\$126,508.59	per audit	01/31/2009
Fenty 2010	\$3,250.00		06/18/2010
FORT MYER CONSTRUCTION CORP.	\$4,500.00	Corporation	06/03/2010
KWAME FOR CHAIR	\$3,500.00	Political Party Committee	06/05/2010
Lewis, Amber	\$3,500.00	Individual	10/06/2010
Orange for Chair	\$3,500.00		07/08/2010
PHRMA	\$2,500.00	Business	06/18/2010
Receipts 1/1/07 through 12/10/08	\$33,314.05	previously reported to consolidate per audit	01/31/2009
Receipts Not Reported Independence Bank	\$19,974.29	per audit	01/31/2009
Receipts Not Reported PNC Bank	\$152,345.00	per audit	01/31/2009
T Y LIN Int'l	\$2,500.00	Business	07/08/2010
Thomas 2010	\$2,500.00		06/18/2010
THOMPSON COBB BRAZILIO & ASSOCIATES	\$2,500.00	Corporation	06/05/2010
United Food/Comm. Workers Intl	\$2,500.00	Labor	07/22/2010
Univ. of District of Columbia	\$2,500.00	University	07/08/2010
Verizon	\$2,500.00	Corporation	10/06/2010
	<b>Subtotal</b>		
		<b>\$384,891.93</b>	
	<b>Percentage of Total Contributions</b>		
		<b>90.67%</b>	

**DISCLAIMER:** The information presented in the 2011 Biennial Report was taken directly from reports of receipts and expenditures filed by the candidates and political committees; afterward formatted into the applicable graphs and charts.

Contributor Name	Amount	Type of Contributor	Date of Receipt
------------------	--------	---------------------	-----------------

**Contributions greater or equal to \$1000 but less or equal to \$2000**

CITIZENS FOR ELEANOR HOLMES NORTON	\$1,750.00	Political Party Committee	05/25/2010
Darcars Toyota	\$1,500.00	Business	06/24/2010
DC DEMOCRATIC WOMEN CLUB	\$1,750.00	Organization	05/25/2010
DC Latino Political Action Comm.	\$1,000.00		06/24/2010
F & L Construction	\$1,200.00	Corporation	06/03/2010
GOSPEL RESCUE MINISTRIES	\$1,500.00	Corporation	06/03/2010
Hope Village Inc.	\$1,750.00	Corporation	07/22/2010
HRGM Corporation	\$1,250.00	Corporation	06/03/2010
LOCAL UNION NO. 26 IBEW	\$1,500.00	Labor	05/25/2010
MANATT, PHELPS & PHILLIPS LLP	\$1,000.00	Corporation	06/03/2010
METROPOLITAN SERVICE AND MAINTENANCE CORP.	\$1,500.00	Corporation	05/25/2010
PEPCO	\$1,750.00	Corporation	06/03/2010
POETZEL & ANDRESS	\$1,750.00	Corporation	06/08/2010
U STREET PARKING INC.	\$1,700.00	Corporation	06/05/2010
WARD 2 DEMOCRATS INC	\$1,750.00	Political Party Committee	06/08/2010
Ward 7 Democrats	\$1,450.00		06/24/2010

**Subtotal****\$24,100.00****Percentage of Total Contributions****5.68%**

**DISCLAIMER:** The information presented in the 2011 Biennial Report was taken directly from reports of receipts and expenditures filed by the candidates and political committees; afterward formatted into the applicable graphs and charts.

Contributor Name	Amount	Type of Contributor	Date of Receipt
------------------	--------	---------------------	-----------------

**Contributions Greater than or equal to \$500 but less than \$1000**

BUBAR, JAMES	\$500.00	Individual	06/03/2010
DC Latino Political Action Comm.	\$750.00		06/30/2010
Gertrude Stein Democratic Club	\$750.00		06/24/2010
Jones, Phinis	\$525.00	Individual	07/22/2010
Mendelson for Council	\$600.00		07/22/2010
METRO WASHINGTON COUNCIL, AFL-CIO	\$550.00	Labor	06/03/2010
Ray , Clark	\$750.00	Individual	06/02/2010
Reed Smith LLP	\$500.00	Corporation	10/06/2010
Reed Smith LLP	\$500.00	Law Firm	10/12/2010
Trabue , Theodore	\$900.00	Individual	06/04/2010
Zogby, James	\$500.00	Individual	06/03/2010

**Subtotal**

**\$6,825.00**

**Percentage of Total Contributions**

**1.61%**

**DISCLAIMER:** The information presented in the 2011 Biennial Report was taken directly from reports of receipts and expenditures filed by the candidates and political committees; afterward formatted into the applicable graphs and charts.

Contributor Name	Amount	Type of Contributor	Date of Receipt
------------------	--------	---------------------	-----------------

**Contributions Greater than or equal to \$250 but less than \$500**

BALTIMORE/WASHINGTON CONSTRUCTION AND PUBLIC	\$300.00	Labor	06/03/2010
Beach, Allen	\$300.00	Individual	06/03/2010
Bishop, Jordon	\$300.00	Individual	06/04/2010
Bonds, Anita	\$250.00	Individual	10/06/2010
Braxton, Frank	\$300.00	Individual	06/03/2010
Capitol City Associates	\$300.00	Corporation	06/02/2010
Capozzi, John	\$300.00	Individual	06/08/2010
Ellis, Donna	\$300.00	Individual	06/03/2010
FEINBERG ROSEN LLP	\$250.00	Corporation	06/03/2010
Floto, Mary Ann	\$300.00	Individual	06/03/2010
Foster, Douglas	\$300.00	Individual	06/03/2010
Fryer, Bruce	\$300.00	Individual	06/08/2010
Hausley, Shirley	\$400.00	Individual	06/03/2010
Issac, Donald	\$300.00	Individual	06/07/2010
Jones, Eric	\$250.00	Individual	05/25/2010
Jordon, Charles	\$300.00	Individual	05/25/2010
Keystone Plus Construction Corp.	\$300.00	Corporation	06/24/2010
Litsky, Andy	\$300.00	Individual	06/24/2010
Mandarin Oriental DC	\$261.26	Corporation	07/22/2010
Manning, Mary	\$300.00	Individual	06/03/2010
Medley, Sylvia	\$300.00	Individual	06/03/2010
Panetta, Michael	\$300.00	Individual	06/08/2010
Short, James	\$300.00	Individual	09/24/2010
Vorndran, Kurt	\$300.00	Individual	05/25/2010
Ward 7 Democrats	\$300.00	Democratic Ward Organization	10/06/2010
Ward 7 Democrats	\$300.00	Political Party Committee	10/06/2010
Warnke, Christine	\$300.00	Individual	07/08/2010
Wilson, James	\$300.00	Individual	06/08/2010

**Subtotal****\$8,311.26****Percentage of Total Contributions****1.96%**

**DISCLAIMER:** The information presented in the 2011 Biennial Report was taken directly from reports of receipts and expenditures filed by the candidates and political committees; afterward formatted into the applicable graphs and charts.

Contributor Name	Amount	Type of Contributor	Date of Receipt
------------------	--------	---------------------	-----------------

**Contributions Greater than or equal to \$100 but less than \$250**

A.L. Wheeler & Companies	\$150.00	Business	06/03/2010
Abernathy and Associates	\$100.00	Business	04/21/2009
AMALGAMATED TRANSIT UNION LOCAL 689	\$150.00	Labor	06/03/2010
Aponte, Mari	\$150.00	Individual	06/24/2010
Bank Credits Not Reported per audit	\$164.75	per audit	01/31/2009
Berry, J.	\$150.00	Individual	07/08/2010
Bitondo, Patricia	\$150.00	Individual	06/03/2010
Blanton, Thomas	\$100.00	Individual	04/21/2009
Brewer, Kenneth	\$100.00	Individual	05/25/2010
Brooks, Christine	\$150.00	Individual	06/29/2010
Capozzi, John	\$150.00	Individual	07/22/2010
Chen , Wylie	\$150.00	Individual	06/07/2010
Citizens for Eleanor Holmes Norton	\$140.00	Unity Breakfast	09/24/2010
Collins, Ronald	\$150.00	Individual	07/08/2010
Cooper, Glen	\$150.00	Individual	05/22/2010
Cooper, Timothy	\$150.00	Individual	06/18/2010
Danecker, Barrie	\$150.00	Individual	06/08/2010
DAVIS PLANNING ASSOCIATES INC	\$150.00	Corporation	06/03/2010
Delaney Lee, Ethel	\$150.00	Individual	05/25/2010
ENCORE INC.	\$150.00	Corporation	05/25/2010
Fenderson, George	\$150.00	Individual	06/07/2010
Fishman , Rebecca	\$150.00	Individual	06/02/2010
Gorman, Stephen	\$150.00	Individual	06/08/2010
Gourdine, Wesley	\$150.00	Individual	06/03/2010
Greenan, Mary	\$150.00	Individual	05/25/2010
HOGAN LOVELLS US LLP	\$150.00	Corporation	05/25/2010
JEFFERSON , DOROTHY	\$175.00	Individual	06/03/2010
Kane, Elizabeth	\$150.00	Individual	06/08/2010
Kinlow , Jacqueline	\$150.00	Individual	06/08/2010
Marshall, Ruth	\$150.00	Individual	06/29/2010
McCabe, Heather	\$150.00	Individual	05/25/2010
Miller, Mary Ann	\$150.00	Individual	05/25/2010
Moritsugu, Erika	\$150.00	Individual	06/06/2010
Morris, Irene	\$150.00	Individual	06/03/2010

**DISCLAIMER:** The information presented in the 2011 Biennial Report was taken directly from reports of receipts and expenditures filed by the candidates and political committees; afterward formatted into the applicable graphs and charts.

Contributor Name	Amount	Type of Contributor	Date of Receipt
------------------	--------	---------------------	-----------------

**Contributions Greater than or equal to \$100 but less than \$250**

NPS ENTERPRISES INC.	\$150.00	Corporation	06/03/2010
O'Field, Bill	\$150.00	Individual	07/29/2010
Peoples, Robert	\$150.00	Individual	06/03/2010
Prince Construction Co. Inc.	\$150.00	Corporation	06/24/2010
R. N. HORTON CO. MORTICIANS INC	\$150.00	Corporation	06/03/2010
Reba, Lee	\$105.00	Individual	09/24/2010
Shapiro, Carol	\$150.00	Individual	06/29/2010
Shelton, Anita	\$100.00	Individual	06/05/2010
Smalls, Betty	\$150.00	Individual	06/05/2010
Tayman , Patrick	\$150.00	Individual	05/25/2010
THE LAW OFFICES OF PAUL STRAUSS	\$150.00	Business	06/03/2010
Theodora, Brown	\$150.00	Individual	06/07/2010
Viteri, Gustavo	\$150.00	Individual	06/24/2010
Wells, Barbara	\$150.00	Individual	07/22/2010
White, Sheila	\$150.00	Individual	06/08/2010

**Subtotal**

**\$7,134.75**

**Percentage of Total Contributions**

**1.68%**

**DISCLAIMER:** The information presented in the 2011 Biennial Report was taken directly from reports of receipts and expenditures filed by the candidates and political committees; afterward formatted into the applicable graphs and charts.

Contributor Name	Amount	Type of Contributor	Date of Receipt
------------------	--------	---------------------	-----------------

**Contributions Less than \$100**

Alexander, Leo	\$70.00	Individual	09/24/2010
Assn. State Democratic Chairs	\$20.17	Labor Sponsored PAC	09/17/2009
Beach, Allen	\$60.00	Individual	07/08/2010
Bitondo, Patricia	\$35.00	Individual	09/24/2010
Blanton, Thomas	\$35.00	Individual	09/24/2010
Brandon, Robert	\$35.00	Individual	09/24/2010
Bubar, James	\$35.00	Individual	09/24/2010
Capozzi, John	\$35.00	Individual	09/24/2010
Carson-Smith, Winifred	\$70.00	Individual	09/24/2010
Daneker, Barrie	\$70.00	Individual	06/24/2010
Davis, Janice	\$70.00	Individual	09/24/2010
Diaz, Judy	\$75.00	Individual	06/24/2010
Dinan, Donald	\$35.00	Individual	09/24/2010
Fenderson, George	\$35.00	Individual	09/24/2010
Floto, Mary	\$35.00	Individual	07/22/2010
Floto, Mary Ann	\$35.00	Individual	09/24/2010
Gutierrez, Sonia	\$75.00	Individual	06/24/2010
Harris, Herbert	\$35.00	Individual	09/24/2010
Lewis, Grace	\$35.00	Individual	09/24/2010
Love, Alice	\$50.00	Individual	06/29/2010
Love, Alice	\$35.00	Individual	09/24/2010
Mayes, Stanley	\$35.00	Individual	09/24/2010
McIntosh-Douglas, Corinne	\$35.00	Individual	09/24/2010
Mobley, Levonna	\$70.00	Individual	09/24/2010
Moore, Robert	\$25.00	Individual	04/30/2009
PayPal Inc	\$0.07	Corporation	04/20/2010
Ray , Clark	\$8.00	Individual	09/24/2010
Ray , Clark	\$35.00	Individual	09/24/2010
Receipts Not Negotiated per audit	(\$8,515.14)	per audit	01/31/2009
Rohrer, Allison	\$70.00	Individual	07/22/2010
Santimarin & Associates LLC	\$75.00	Corporation	06/24/2010
Shaw, Dianah	\$35.00	Individual	09/24/2010
Smith, Shareda	\$50.00	Individual	06/29/2010
Sueiro, Jose	\$75.00	Individual	06/24/2010

**DISCLAIMER:** The information presented in the 2011 Biennial Report was taken directly from reports of receipts and expenditures filed by the candidates and political committees; afterward formatted into the applicable graphs and charts.



Contributor Name	Amount	Type of Contributor	Date of Receipt
------------------	--------	---------------------	-----------------

**Contributions Less than \$100**

Szulgt, Karen	\$40.00	Individual	07/29/2010
Thies, Charles	\$35.00	Individual	09/24/2010
Tomkin, Shelley	\$20.00	Individual	07/22/2010
Vorndran, Kurt	\$40.00	Individual	09/24/2010
Warnke, Christine	\$35.00	Individual	09/24/2010
Wedderburn, Daniel	\$35.00	Individual	09/24/2010
White, Dorinda	\$40.00	Individual	06/08/2010

**Subtotal** (\$6,776.90)

**Percentage of Total Contributions** -1.60%

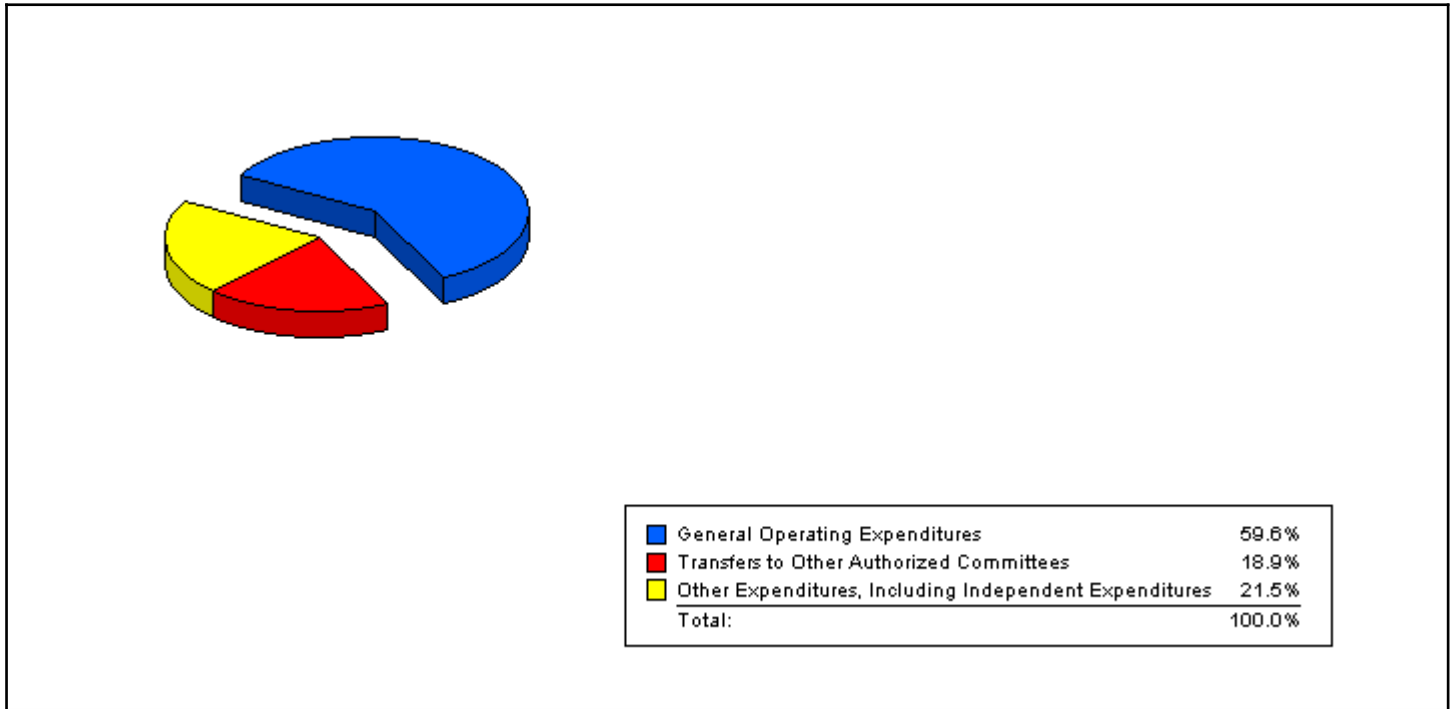
**Total** \$424,486.04

**DISCLAIMER:** The information presented in the 2011 Biennial Report was taken directly from reports of receipts and expenditures filed by the candidates and political committees; afterward formatted into the applicable graphs and charts.

# DC OFFICE OF CAMPAIGN FINANCE

## 2011 Biennial Report - Political Action Committees

### Summary of Expenditures by Purpose for D.C. Dental PAC



Note: This Graph depicts the summary of the expenditures by purpose reported by D.C. Dental PAC.

The expenditures are presented in percentage terms by General Operating Expenditures, Transfers to Other Authorized Political Committees, Loan Repayments, Refunds of Contributions, Other Expenditures, and Offsets to Receipts

- General Operating Expenditures may include each expenditure made for Accounting Services, Advertising, Bank Fees, Campaign Events/Fund Raising, Campaign Materials and Supplies, Candidate Loan Re-payment, Catering/Refreshments, Computer Supplies/Equipment, Consulting Services, Equipment Purchases/Rental, In-Kind, Office Maintenance, Office Rental, Office Supplies/Furniture, Other Loan Repayment, Petty Cash, Polling/Mailing Lists, Postage/Shipping/Courier Rates, Printing/Copying, Salary/Stipend, Telephone/Communication, Trash/Poster Removal, Travel/Vehicle Expense, Utility Expense, and other Expenses.
- Transfers to other Authorized Political Committees.
- Loan Repayments.
- Refunds of Contributions may include each contribution Refund to Individuals, Organizations, Political Party Committees, and other Political Committees (PACs).
- Other Expenditures may include all expenditures other than the afore-mentioned, which may include Independent Expenditures made by persons expressly advocating the election or defeat of a clearly identified candidate, which are made without cooperation or consultation with any candidate and/or authorized committee and/or agent of the candidate; Donations to Charities, Churches, Political Committees, Scholarship and Statehood Funds; Payments to the Internal Revenue Service and for Fines; and Tickets to Events.
- Offsets to Receipts may include Refunds, Rebates, Returned Checks, Non-Sufficient Fund Fees, and other Offsets to Operating Expenditures.

**DISCLAIMER:** The information presented in the 2011 Biennial Report was taken directly from reports of receipts and expenditures filed by the candidates and political committees; afterward formatted into the applicable graphs and charts.

**Summary of Expenditures by Purpose for  
D.C. Dental PAC**

<b>Purpose</b>	<b>Total Expenditure</b>
General Operating Expenditures	<b>\$6,852.45</b>
Transfers to Other Authorized Committees	<b>\$2,173.81</b>
Other Expenditures, Including Independent Expenditures	<b>\$2,475.00</b>
<b>Grand Total</b>	<b>\$11,501.26</b>

**DISCLAIMER:** The information presented in the 2011 Biennial Report was taken directly from reports of receipts and expenditures filed by the candidates and political committees; afterward formatted into the applicable graphs and charts.

## General Operating Expenditures

Purpose	Total Expenditures
Bank Fees	\$424.82
Consultant/Salary/Stipend	\$6,395.91
Travel	\$31.72
<b>Total</b>	<b>\$6,852.45</b>

**DISCLAIMER:** The information presented in the 2011 Biennial Report was taken directly from reports of receipts and expenditures filed by the candidates and political committees; afterward formatted into the applicable graphs and charts.

**Detailed Summary of Expenditures by Purpose for  
D.C. Dental PAC  
General Operating Expenditures**

<b>Purpose</b>	<b>Payee</b>	<b>Amount Spent</b>
Bank Fees	Bank of America	<b>\$424.82</b>
	<b>Total</b>	<b>\$424.82</b>
Consultant/Salary/Stipend	Bank of America	<b>\$63.34</b>
	DC Dental Society	<b>\$5,983.71</b>
	DCD Pac	<b>\$148.76</b>
	Griffiths, Michael	<b>\$200.10</b>
	<b>Total</b>	<b>\$6,395.91</b>
Travel	Capitol Hill Delivery	<b>\$31.72</b>
	<b>Total</b>	<b>\$31.72</b>
<b>Grand Total</b>		<b>\$6,852.45</b>

**DISCLAIMER:** The information presented in the 2011 Biennial Report was taken directly from reports of receipts and expenditures filed by the candidates and political committees; afterward formatted into the applicable graphs and charts.

**Detailed Summary of Expenditures by Purpose for  
D.C. Dental PAC**

**Transfers to Other Authorized Committees**

<b>Purpose</b>	<b>Payee</b>	<b>Amount Spent</b>
Transfer	Catania 2010	<b>\$1,000.00</b>
	DC Dental Society	<b>\$373.81</b>
	Evans Constituent Service Fund	<b>\$400.00</b>
	The Common Good	<b>\$400.00</b>
	<b>Total</b>	<b>\$2,173.81</b>
<b>Grand Total</b>		<b>\$2,173.81</b>

**DISCLAIMER:** The information presented in the 2011 Biennial Report was taken directly from reports of receipts and expenditures filed by the candidates and political committees; afterward formatted into the applicable graphs and charts.

**Detailed Summary of Expenditures by Purpose for  
D.C. Dental PAC  
Other Expenditures, Including Independent Expenditures**

<b>Purpose</b>	<b>Payee</b>	<b>Amount Spent</b>
Contribution	Fenty 2010	<b>\$1,000.00</b>
	Re Elect Chen 2010	<b>\$400.00</b>
	Re Elect Tommy Wells 2010	<b>\$400.00</b>
	Thomas 2010	<b>\$400.00</b>
	<b>Total</b>	<b>\$2,200.00</b>
Tickets to events	Howard university ( Eric Woodbine)	<b>\$275.00</b>
	<b>Total</b>	<b>\$275.00</b>
<b>Grand Total</b>		<b>\$2,475.00</b>

**DISCLAIMER:** The information presented in the 2011 Biennial Report was taken directly from reports of receipts and expenditures filed by the candidates and political committees; afterward formatted into the applicable graphs and charts.

**GENERAL OPERATING EXPENDITURES**

D.C. Dental PAC		Detailed Expenditures by Purpose	
Payee Name	Amount of Expenditure	Date of Expenditure	
<b>Bank Fees</b>			
Bank of America	\$21.21	06/30/2010	
Bank of America	\$27.61	02/28/2010	
Bank of America	\$23.15	03/15/2010	
Bank of America	\$20.86	08/16/2010	
Bank of America	\$25.61	04/15/2010	
Bank of America	\$19.75	05/17/2010	
Bank of America	\$29.36	07/30/2010	
Bank of America	\$20.00	12/15/2009	
Bank of America	\$19.74	09/30/2010	
Bank of America	\$20.16	02/01/2010	
Bank of America	\$19.99	07/15/2009	
Bank of America	\$18.06	03/31/2009	
Bank of America	\$20.44	06/30/2009	
Bank of America	\$18.18	02/01/2009	
Bank of America	\$18.42	02/28/2009	
Bank of America	\$21.55	04/30/2009	
Bank of America	\$19.98	05/21/2009	
Bank of America	\$20.55	10/15/2010	
Bank of America	\$20.21	11/15/2010	
Bank of America	\$19.99	11/16/2009	
<b>Consultant/Salary/Stipend</b>			
Bank of America	\$21.19	09/15/2009	
Bank of America	\$20.52	10/15/2009	
Bank of America	\$21.63	08/17/2009	
DC Dental Society	\$1,589.02	08/29/2009	
DC Dental Society	\$890.45	11/19/2009	
DC Dental Society	\$3,504.24	08/11/2010	
DCD Pac	\$148.76	07/14/2010	
Griffiths, Michael	\$200.10	11/19/2009	
<b>Travel</b>			
Capitol Hill Delivery	\$15.86	05/05/2010	
Capitol Hill Delivery	\$15.86	11/05/2009	

**DISCLAIMER:** The information presented in the 2011 Biennial Report was taken directly from reports of receipts and expenditures filed by the candidates and political committees; afterward formatted into the applicable graphs and charts.



<b>Subtotal</b>	<b>\$6,852.45</b>
<b>Percentage of Total Expenditures</b>	<b>59.58%</b>

**TRANSFERS TO OTHER AUTHORIZED COMMITTEES**

D.C. Dental PAC		Detailed Expenditures by Purpose
Payee Name	Amount of Expenditure	Date of Expenditure
<b>Transfer</b>		
Catania 2010	\$1,000.00	03/11/2010
DC Dental Society	\$373.81	05/21/2009
Evans Constituent Service Fund	\$400.00	02/03/2009
The Common Good	\$400.00	03/04/2009
	<b>Subtotal</b>	<b>\$2,173.81</b>
	<b>Percentage of Total Expenditures</b>	<b>18.90%</b>

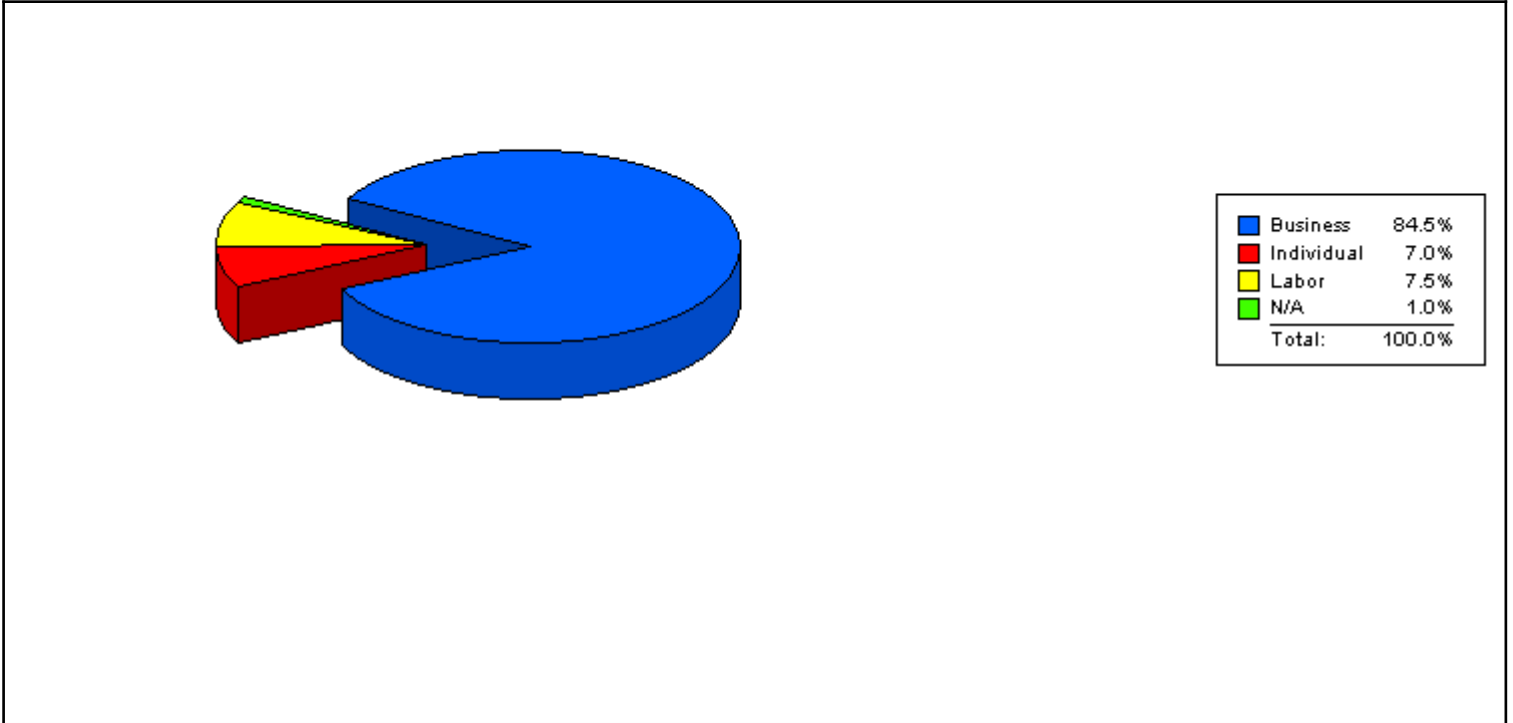
**OTHER EXPENDITURES, INCLUDING INDEPENDENT EXPENDITURES**

D.C. Dental PAC		Detailed Expenditures by Purpose
Payee Name	Amount of Expenditure	Date of Expenditure
<b>Contribution</b>		
Fenty 2010	\$1,000.00	06/11/2010
Re Elect Chen 2010	\$400.00	10/11/2010
Re Elect Tommy Wells 2010	\$400.00	10/11/2010
Thomas 2010	\$400.00	10/11/2010
<b>Tickets to events</b>		
Howard university ( Eric Woodbine)	\$275.00	01/13/2009
	<b>Subtotal</b>	<b>\$2,475.00</b>
	<b>Percentage of Total Expenditures</b>	<b>21.52%</b>
	<b>Total</b>	<b>\$11,501.26</b>

**DISCLAIMER:** The information presented in the 2011 Biennial Report was taken directly from reports of receipts and expenditures filed by the candidates and political committees; afterward formatted into the applicable graphs and charts.

**DC OFFICE OF CAMPAIGN FINANCE**  
**2011 Biennial Report - Political Action Committees**

**Summary of Contributions by Donor Type for  
D.C. Dental PAC**



Note: This Graph depicts the summary of the contributions by donor categories reported by the D.C. Dental PAC Principal Campaign Committee

The contributions are presented in percentage terms by donor categories, and may include each contribution received from Businesses, Corporations, Corporate Sponsored Political Action Committees, Individuals, Labor Sponsored Political Action Committees, Political Party Committees, Partnerships, and the Candidate. The summary may also note Other Receipts reported, such as Dividends, Interest, Refunds, and Rebates.

**DISCLAIMER:** The information presented in the 2011 Biennial Report was taken directly from reports of receipts and expenditures filed by the candidates and political committees; afterward formatted into the applicable graphs and charts.

## Summary of Contributions by Donor Type for D.C. Dental PAC

<b>Donor Type</b>	<b>Received</b>
Business	<b>\$8,469.93</b>
Individual	<b>\$700.00</b>
Labor	<b>\$750.00</b>
N/A	<b>\$100.00</b>
<b>Grand Total</b>	<b>\$10,019.93</b>

**DISCLAIMER:** The information presented in the 2011 Biennial Report was taken directly from reports of receipts and expenditures filed by the candidates and political committees; afterward formatted into the applicable graphs and charts.

**Detailed Summary of Contributions by Donor Type for  
D.C. Dental PAC**

<b>Donor Type</b>	<b>Name</b>	<b>Received</b>
Business	America Fund	<b>\$3,492.85</b>
	DC Dental Society (members)	<b>\$3,525.00</b>
	DC Dental Society Members	<b>\$2,950.00</b>
	Johnston, Lemon & Co	<b>(\$1,497.92)</b>
	<b>Total</b>	<b>\$8,469.93</b>
Individual	Blake, Dr. Carol	<b>\$50.00</b>
	Brown, Dr. Ronald	<b>\$50.00</b>
	Conley, Dr Maurice	<b>\$50.00</b>
	Froehlich, Dr Howard	<b>\$50.00</b>
	Grogan, Dr Patrick	<b>\$50.00</b>
	Lin, Dr Bonnie	<b>\$50.00</b>
	McCoy-Collins, Dr. Renee	<b>\$50.00</b>
	Noguera, Dr Angela	<b>\$50.00</b>
	Peterson, Dr Larry	<b>\$50.00</b>
	Rezal, Dr. Rahele	<b>\$50.00</b>
	Ross, Dr. Stuart	<b>\$50.00</b>
	Tong, Dr George	<b>\$50.00</b>
	Watkins, Dr benjamin O.	<b>\$50.00</b>
	Williams, Dr. Richard	<b>\$50.00</b>
<b>Total</b>	<b>\$700.00</b>	
Labor	D.C. Dental Society (members)	<b>\$750.00</b>
	<b>Total</b>	<b>\$750.00</b>
N/A	DC Dental Society (members)	<b>\$100.00</b>
	<b>Total</b>	<b>\$100.00</b>
<b>Grand Total</b>		<b>\$10,019.93</b>

**DISCLAIMER:** The information presented in the 2011 Biennial Report was taken directly from reports of receipts and expenditures filed by the candidates and political committees; afterward formatted into the applicable graphs and charts.

D.C. Dental PAC		Detailed Contributions by Donor Type
Contributor Name	Amount	Date of Receipt
<b>Business</b>		
America Fund	\$3,492.85	02/01/2010
DC Dental Society (members)	\$3,525.00	01/07/2010
DC Dental Society Members	\$2,950.00	02/01/2009
Johnston, Lemon & Co	(\$1,497.92)	06/30/2009
<b>Subtotal</b>	<b>\$8,469.93</b>	
<b>Percentage of Total Contributions</b>	<b>84.53%</b>	

D.C. Dental PAC		Detailed Contributions by Donor Type
Contributor Name	Amount	Date of Receipt
<b>Individual</b>		
Blake, Dr. Carol	\$50.00	02/01/2010
Brown, Dr. Ronald	\$50.00	02/01/2010
Conley, Dr Maurice	\$50.00	02/01/2010
Froehlich, Dr Howard	\$50.00	02/01/2010
Grogan, Dr Patrick	\$50.00	02/01/2010
Lin, Dr Bonnie	\$50.00	02/01/2010
McCoy-Collins, Dr. Renee	\$50.00	02/01/2010
Noguera, Dr Angela	\$50.00	02/01/2010
Peterson, Dr Larry	\$50.00	02/01/2010
Rezal, Dr. Rahele	\$50.00	02/01/2010
Ross, Dr. Stuart	\$50.00	02/01/2010
Tong, Dr George	\$50.00	02/01/2010
Watkins, Dr benjamin O.	\$50.00	02/01/2010
Williams, Dr. Richard	\$50.00	02/01/2010
<b>Subtotal</b>	<b>\$700.00</b>	
<b>Percentage of Total Contributions</b>	<b>6.99%</b>	

D.C. Dental PAC		Detailed Contributions by Donor Type
Contributor Name	Amount	Date of Receipt
<b>Labor</b>		
D.C. Dental Society (members)	\$650.00	03/31/2010
D.C. Dental Society (members)	\$100.00	05/28/2010
<b>Subtotal</b>	<b>\$750.00</b>	
<b>Percentage of Total Contributions</b>	<b>7.49%</b>	

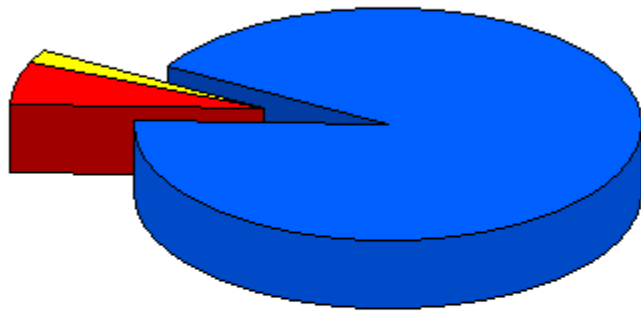
**DISCLAIMER:** The information presented in the 2011 Biennial Report was taken directly from reports of receipts and expenditures filed by the candidates and political committees; afterward formatted into the applicable graphs and charts.

Contributor Name	Amount	Date of Receipt
<b>N/A</b>		
DC Dental Society (members)	\$100.00	07/23/2010
<b>Subtotal</b>	<b>\$100.00</b>	
<b>Percentage of Total Contributions</b>	<b>1.00%</b>	
<b>Total</b>	<b>\$10,019.93</b>	

**DISCLAIMER:** The information presented in the 2011 Biennial Report was taken directly from reports of receipts and expenditures filed by the candidates and political committees; afterward formatted into the applicable graphs and charts.

**DC OFFICE OF CAMPAIGN FINANCE**  
**2011 Biennial Report - Political Action Committees**

**Summary of Contributions by Amount for  
D.C. Dental PAC**



Contributions Greater than \$2000	85.8%
Contributions Greater than or equal to \$500 but less than \$1000	5.6%
Contributions Greater than or equal to \$100 but less than \$250	1.7%
Contributions Less than \$100	(6.9)%
Total:	100.0%

Note: This Graph depicts the summary of the contributions dollar amount reported by the D.C. Dental PAC Principal Campaign Committee

The contributions are presented in percentage terms in dollar amount, by the size of the contribution, including contribution greater than \$2000; contributions greater than or equal to \$1000 but less than or equal to \$2000; contributions greater than or equal to \$500 but less than or equal to \$1000; contributions greater than or equal to \$250 but less than or equal to \$500; contributions greater than or equal to \$100 but less than or equal to \$250; and contributions less than \$100.

**DISCLAIMER:** The information presented in the 2011 Biennial Report was taken directly from reports of receipts and expenditures filed by the candidates and political committees; afterward formatted into the applicable graphs and charts.

## Summary of Contributions by Amount for D.C. Dental PAC

Denomination Type	Amount Received
Contributions Greater than \$2000	\$9,967.85
Contributions greater than or equal to \$500 but less than \$1000	\$650.00
Contributions greater than or equal to \$100 but less than \$250	\$200.00
Contributions less than \$100	(\$797.92)
<b>Grand Total</b>	<b>\$10,019.93</b>

**DISCLAIMER:** The information presented in the 2011 Biennial Report was taken directly from reports of receipts and expenditures filed by the candidates and political committees; afterward formatted into the applicable graphs and charts.



## Detailed Summary of Contributions by Amount for D.C. Dental PAC

Denomination Type	Name	Received
Contributions Greater than \$2000	America Fund	\$3,492.85
	DC Dental Society (members)	\$3,525.00
	DC Dental Society Members	\$2,950.00
	Total	\$9,967.85
Contributions greater than or equal to \$500 but less than \$1000	D.C. Dental Society (members)	\$650.00
	Total	\$650.00
Contributions greater than or equal to \$100 but less than \$250	D.C. Dental Society (members)	\$100.00
	DC Dental Society (members)	\$100.00
	Total	\$200.00
Contributions less than \$100	Blake, Dr. Carol	\$50.00
	Brown, Dr. Ronald	\$50.00
	Conley, Dr Maurice	\$50.00
	Froehlich, Dr Howard	\$50.00
	Grogan, Dr Patrick	\$50.00
	Johnston, Lemon & Co	(\$1,497.92)
	Lin, Dr Bonnie	\$50.00
	McCoy-Collins, Dr. Renee	\$50.00
	Noguera, Dr Angela	\$50.00
	Peterson, Dr Larry	\$50.00
	Rezal, Dr. Rahele	\$50.00
	Ross, Dr. Stuart	\$50.00
	Tong, Dr George	\$50.00
	Watkins, Dr benjamin O.	\$50.00
	Williams, Dr. Richard	\$50.00
Total	(\$797.92)	
<b>Grand Total</b>		<b>\$10,019.93</b>

**DISCLAIMER:** The information presented in the 2011 Biennial Report was taken directly from reports of receipts and expenditures filed by the candidates and political committees; afterward formatted into the applicable graphs and charts.

D.C. Dental PAC Detailed Contributions by Amount

Contributor Name	Amount	Type of Contributor	Date of Receipt
<b>Contributions Greater than \$2000</b>			
America Fund	\$3,492.85	Business	02/01/2010
DC Dental Society (members)	\$3,525.00	Business	01/07/2010
DC Dental Society Members	\$2,950.00	Business	02/01/2009
<b>Subtotal</b>	<b>\$9,967.85</b>		
<b>Percentage of Total Contributions</b>	<b>99.48%</b>		

D.C. Dental PAC Detailed Contributions by Amount

Contributor Name	Amount	Type of Contributor	Date of Receipt
<b>Contributions Greater than or equal to \$500 but less than \$1000</b>			
D.C. Dental Society (members)	\$650.00	Labor	03/31/2010
<b>Subtotal</b>	<b>\$650.00</b>		
<b>Percentage of Total Contributions</b>	<b>6.49%</b>		

D.C. Dental PAC Detailed Contributions by Amount

Contributor Name	Amount	Type of Contributor	Date of Receipt
<b>Contributions Greater than or equal to \$100 but less than \$250</b>			
D.C. Dental Society (members)	\$100.00	Labor	05/28/2010
DC Dental Society (members)	\$100.00	N/A	07/23/2010
<b>Subtotal</b>	<b>\$200.00</b>		
<b>Percentage of Total Contributions</b>	<b>2.00%</b>		

**DISCLAIMER:** The information presented in the 2011 Biennial Report was taken directly from reports of receipts and expenditures filed by the candidates and political committees; afterward formatted into the applicable graphs and charts.

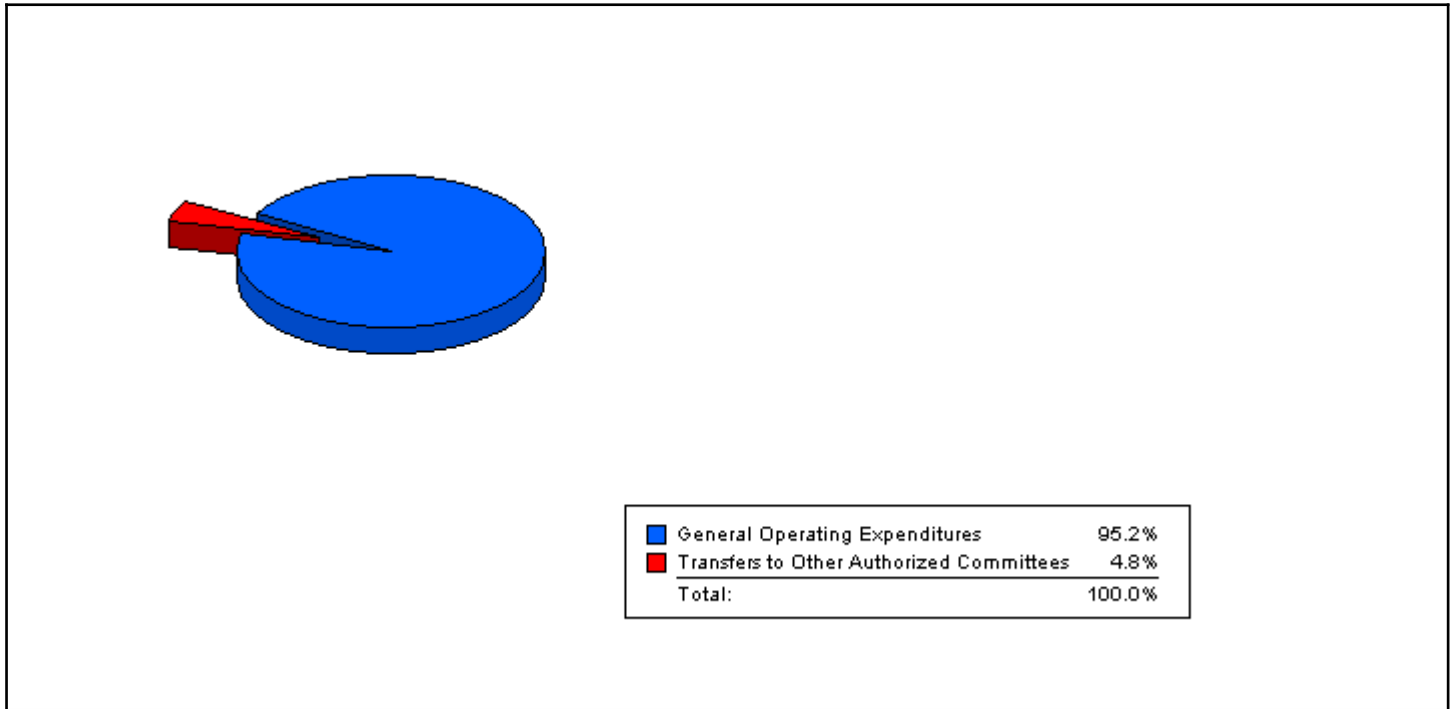
Contributor Name	Amount	Type of Contributor	Date of Receipt
<b>Contributions Less than \$100</b>			
Blake, Dr. Carol	\$50.00	Individual	02/01/2010
Brown, Dr. Ronald	\$50.00	Individual	02/01/2010
Conley, Dr Maurice	\$50.00	Individual	02/01/2010
Froehlich, Dr Howard	\$50.00	Individual	02/01/2010
Grogan, Dr Patrick	\$50.00	Individual	02/01/2010
Johnston, Lemon & Co	(\$1,497.92)	Business	06/30/2009
Lin, Dr Bonnie	\$50.00	Individual	02/01/2010
McCoy-Collins, Dr. Renee	\$50.00	Individual	02/01/2010
Noguera, Dr Angela	\$50.00	Individual	02/01/2010
Peterson, Dr Larry	\$50.00	Individual	02/01/2010
Rezal, Dr. Rahele	\$50.00	Individual	02/01/2010
Ross, Dr. Stuart	\$50.00	Individual	02/01/2010
Tong, Dr George	\$50.00	Individual	02/01/2010
Watkins, Dr benjamin O.	\$50.00	Individual	02/01/2010
Williams, Dr. Richard	\$50.00	Individual	02/01/2010
<b>Subtotal</b>	<b>(\$797.92)</b>		
<b>Percentage of Total Contributions</b>	<b>-7.96%</b>		
<b>Total</b>	<b>\$10,019.93</b>		

**DISCLAIMER:** The information presented in the 2011 Biennial Report was taken directly from reports of receipts and expenditures filed by the candidates and political committees; afterward formatted into the applicable graphs and charts.

# DC OFFICE OF CAMPAIGN FINANCE

## 2011 Biennial Report - Political Action Committees

### Summary of Expenditures by Purpose for D.C. for Democracy PAC



Note: This Graph depicts the summary of the expenditures by purpose reported by D.C. for Democracy PAC.

The expenditures are presented in percentage terms by General Operating Expenditures, Transfers to Other Authorized Political Committees, Loan Repayments, Refunds of Contributions, Other Expenditures, and Offsets to Receipts

- General Operating Expenditures may include each expenditure made for Accounting Services, Advertising, Bank Fees, Campaign Events/Fund Raising, Campaign Materials and Supplies, Candidate Loan Re-payment, Catering/Refreshments, Computer Supplies/Equipment, Consulting Services, Equipment Purchases/Rental, In-Kind, Office Maintenance, Office Rental, Office Supplies/Furniture, Other Loan Repayment, Petty Cash, Polling/Mailing Lists, Postage/Shipping/Courier Rates, Printing/Copying, Salary/Stipend, Telephone/Communication, Trash/Poster Removal, Travel/Vehicle Expense, Utility Expense, and other Expenses.
- Transfers to other Authorized Political Committees.
- Loan Repayments.
- Refunds of Contributions may include each contribution Refund to Individuals, Organizations, Political Party Committees, and other Political Committees (PACs).
- Other Expenditures may include all expenditures other than the afore-mentioned, which may include Independent Expenditures made by persons expressly advocating the election or defeat of a clearly identified candidate, which are made without cooperation or consultation with any candidate and/or authorized committee and/or agent of the candidate; Donations to Charities, Churches, Political Committees, Scholarship and Statehood Funds; Payments to the Internal Revenue Service and for Fines; and Tickets to Events.
- Offsets to Receipts may include Refunds, Rebates, Returned Checks, Non-Sufficient Fund Fees, and other Offsets to Operating Expenditures.

**DISCLAIMER:** The information presented in the 2011 Biennial Report was taken directly from reports of receipts and expenditures filed by the candidates and political committees; afterward formatted into the applicable graphs and charts.

**Summary of Expenditures by Purpose for  
D.C. for Democracy PAC**

<b>Purpose</b>	<b>Total Expenditure</b>
General Operating Expenditures	<b>\$4,996.18</b>
Transfers to Other Authorized Committees	<b>\$250.00</b>
<b>Grand Total</b>	<b>\$5,246.18</b>

**DISCLAIMER:** The information presented in the 2011 Biennial Report was taken directly from reports of receipts and expenditures filed by the candidates and political committees; afterward formatted into the applicable graphs and charts.

## General Operating Expenditures

<b>Purpose</b>	<b>Total Expenditures</b>
Bank Fees	<b>\$292.07</b>
Campaign Materials	<b>\$47.06</b>
Catering/Refreshments	<b>\$2,982.58</b>
Computer Expenses	<b>\$360.48</b>
Printing	<b>\$33.71</b>
Rental	<b>\$272.00</b>
Supplies	<b>\$427.63</b>
Travel	<b>\$580.65</b>
<b>Total</b>	<b>\$4,996.18</b>

**DISCLAIMER:** The information presented in the 2011 Biennial Report was taken directly from reports of receipts and expenditures filed by the candidates and political committees; afterward formatted into the applicable graphs and charts.

**Detailed Summary of Expenditures by Purpose for  
D.C. for Democracy PAC  
General Operating Expenditures**

<b>Purpose</b>	<b>Payee</b>	<b>Amount Spent</b>
Bank Fees	ActBlue	<b>\$83.57</b>
	American Express	<b>\$43.65</b>
	Nova Information Systems	<b>\$164.85</b>
	<b>Total</b>	<b>\$292.07</b>
Campaign Materials	Ladduwahetty, Keshini	<b>\$47.06</b>
	<b>Total</b>	<b>\$47.06</b>
Catering/Refreshments	Busboys & Poets	<b>\$150.00</b>
	Clark, Jerry	<b>\$65.33</b>
	Ladduwahetty, Keshini	<b>\$1,549.92</b>
	Rose, Karen	<b>\$217.33</b>
	Woman's National Democratic Club	<b>\$1,000.00</b>
	<b>Total</b>	<b>\$2,982.58</b>
Computer Expenses	Ivey, Keith	<b>\$105.24</b>
	PowWeb Inc.	<b>\$105.24</b>
	Wired for Change	<b>\$150.00</b>
	<b>Total</b>	<b>\$360.48</b>
Printing	Clark, Jerry	<b>\$33.71</b>
	<b>Total</b>	<b>\$33.71</b>
Rental	U.S. Postal Service	<b>\$272.00</b>
	<b>Total</b>	<b>\$272.00</b>
Supplies	Clark, Jerry	<b>\$98.73</b>
	Rose, Karen	<b>\$11.66</b>
	Wittenstein, Nicole	<b>\$317.24</b>
	<b>Total</b>	<b>\$427.63</b>
Travel	Beistle, Bronwyn	<b>\$50.00</b>
	Broadus, Anthony	<b>\$74.11</b>
	Clark, Jerry	<b>\$165.66</b>

**DISCLAIMER:** The information presented in the 2011 Biennial Report was taken directly from reports of receipts and expenditures filed by the candidates and political committees; afterward formatted into the applicable graphs and charts.

Travel	Ladduwahetty, Keshini	<b>\$290.88</b>
	<b>Total</b>	<b>\$580.65</b>
<b>Grand Total</b>		<b>\$4,996.18</b>

**DISCLAIMER:** The information presented in the 2011 Biennial Report was taken directly from reports of receipts and expenditures filed by the candidates and political committees; afterward formatted into the applicable graphs and charts.



**Detailed Summary of Expenditures by Purpose for  
D.C. for Democracy PAC**

**Transfers to Other Authorized Committees**

<b>Purpose</b>	<b>Payee</b>	<b>Amount Spent</b>
Transfer	Friends of Mike Panetta	<b>\$250.00</b>
	<b>Total</b>	<b>\$250.00</b>
<b>Grand Total</b>		<b>\$250.00</b>

**DISCLAIMER:** The information presented in the 2011 Biennial Report was taken directly from reports of receipts and expenditures filed by the candidates and political committees; afterward formatted into the applicable graphs and charts.

**GENERAL OPERATING EXPENDITURES**

D.C. for Democracy PAC		Detailed Expenditures by Purpose	
Payee Name	Amount of Expenditure	Date of Expenditure	
<b>Bank Fees</b>			
ActBlue	\$5.93	10/31/2010	
ActBlue	\$9.88	05/31/2010	
ActBlue	\$0.99	01/11/2009	
ActBlue	\$0.99	06/07/2009	
ActBlue	\$0.40	01/19/2009	
ActBlue	\$0.99	04/12/2009	
ActBlue	\$0.99	07/11/2009	
ActBlue	\$49.29	06/10/2009	
ActBlue	\$0.20	03/01/2009	
ActBlue	\$0.20	05/31/2009	
ActBlue	\$0.20	05/03/2009	
ActBlue	\$0.40	02/16/2009	
ActBlue	\$0.20	03/31/2009	
ActBlue	\$0.99	03/15/2009	
ActBlue	\$0.99	10/12/2009	
ActBlue	\$0.20	02/01/2009	
ActBlue	\$0.99	02/11/2009	
ActBlue	\$0.99	08/16/2009	
ActBlue	\$0.99	09/13/2009	
ActBlue	\$0.99	11/15/2009	
ActBlue	\$0.79	12/09/2009	
ActBlue	\$3.01	10/20/2010	
ActBlue	\$2.97	09/30/2010	
American Express	\$5.95	03/03/2009	
American Express	\$7.95	07/03/2009	
American Express	\$5.95	01/05/2009	
American Express	\$5.95	06/03/2009	
American Express	\$5.95	04/03/2009	
American Express	\$5.95	02/03/2009	
American Express	\$5.95	05/04/2009	
Nova Information Systems	\$144.95	01/05/2009	
Nova Information Systems	\$9.95	03/03/2009	
Nova Information Systems	\$9.95	02/03/2009	

**DISCLAIMER:** The information presented in the 2011 Biennial Report was taken directly from reports of receipts and expenditures filed by the candidates and political committees; afterward formatted into the applicable graphs and charts.

**GENERAL OPERATING EXPENDITURES**

D.C. for Democracy PAC		Detailed Expenditures by Purpose	
Payee Name	Amount of Expenditure	Date of Expenditure	
<b>Campaign Materials</b>			
Ladduwahetty, Keshini	\$47.06	09/30/2010	
<b>Catering/Refreshments</b>			
Busboys & Poets	\$150.00	05/14/2009	
Clark, Jerry	\$29.10	03/03/2010	
Clark, Jerry	\$36.23	12/09/2009	
Ladduwahetty, Keshini	\$160.99	06/02/2010	
Ladduwahetty, Keshini	\$1,388.93	06/10/2009	
Rose, Karen	\$116.34	12/05/2010	
Rose, Karen	\$48.00	12/09/2009	
Rose, Karen	\$52.99	12/07/2009	
Woman's National Democratic Club	\$1,000.00	06/10/2009	
<b>Computer Expenses</b>			
Ivey, Keith	\$105.24	12/31/2009	
PowWeb Inc.	\$105.24	01/09/2009	
PowWeb Inc.	\$0.00	12/31/2009	
Wired for Change	\$150.00	02/10/2009	
<b>Printing</b>			
Clark, Jerry	\$33.71	11/30/2010	
<b>Rental</b>			
U.S. Postal Service	\$140.00	02/25/2010	
U.S. Postal Service	\$132.00	02/10/2009	
<b>Supplies</b>			
Clark, Jerry	\$48.71	06/02/2010	
Clark, Jerry	\$50.02	10/02/2010	
Rose, Karen	\$11.66	06/02/2010	
Wittenstein, Nicole	\$317.24	07/14/2010	
<b>Travel</b>			
Beistle, Bronwyn	\$50.00	11/01/2010	
Broadus, Anthony	\$74.11	11/06/2010	

**DISCLAIMER:** The information presented in the 2011 Biennial Report was taken directly from reports of receipts and expenditures filed by the candidates and political committees; afterward formatted into the applicable graphs and charts.

**GENERAL OPERATING EXPENDITURES**

D.C. for Democracy PAC		Detailed Expenditures by Purpose	
Payee Name	Amount of Expenditure	Date of Expenditure	
Clark, Jerry	\$113.88	10/23/2010	
Clark, Jerry	\$51.78	09/30/2010	
Ladduwahetty, Keshini	\$136.65	10/16/2010	
Ladduwahetty, Keshini	\$154.23	11/05/2010	
	<b>Subtotal</b>	<b>\$4,996.18</b>	
	<b>Percentage of Total Expenditures</b>	<b>95.23%</b>	


**TRANSFERS TO OTHER AUTHORIZED COMMITTEES**

D.C. for Democracy PAC		Detailed Expenditures by Purpose	
Payee Name	Amount of Expenditure	Date of Expenditure	
<b>Transfer</b>			
Friends of Mike Panetta	\$250.00	08/31/2010	
	<b>Subtotal</b>	<b>\$250.00</b>	
	<b>Percentage of Total Expenditures</b>	<b>4.77%</b>	
	<b>Total</b>	<b>\$5,246.18</b>	

**DISCLAIMER:** The information presented in the 2011 Biennial Report was taken directly from reports of receipts and expenditures filed by the candidates and political committees; afterward formatted into the applicable graphs and charts.

**DC OFFICE OF CAMPAIGN FINANCE**  
**2011 Biennial Report - Political Action Committees**

**Summary of Contributions by Donor Type for  
D.C. for Democracy PAC**



Note: This Graph depicts the summary of the contributions by donor categories reported by the D.C. for Democracy PAC Principal Campaign Committee

The contributions are presented in percentage terms by donor categories, and may include each contribution received from Businesses, Corporations, Corporate Sponsored Political Action Committees, Individuals, Labor Sponsored Political Action Committees, Political Party Committees, Partnerships, and the Candidate. The summary may also note Other Receipts reported, such as Dividends, Interest, Refunds, and Rebates.

**DISCLAIMER:** The information presented in the 2011 Biennial Report was taken directly from reports of receipts and expenditures filed by the candidates and political committees; afterward formatted into the applicable graphs and charts.

**Summary of Contributions by Donor Type for  
D.C. for Democracy PAC**

<b>Donor Type</b>	<b>Received</b>
Individual	<b>\$3,799.22</b>
Lost Check	<b>\$317.24</b>
<b>Grand Total</b>	<b>\$4,116.46</b>

**DISCLAIMER:** The information presented in the 2011 Biennial Report was taken directly from reports of receipts and expenditures filed by the candidates and political committees; afterward formatted into the applicable graphs and charts.

**Detailed Summary of Contributions by Donor Type for  
D.C. for Democracy PAC**

<b>Donor Type</b>	<b>Name</b>	<b>Received</b>
Individual	Allenza, Carol	\$50.00
	Arons, Bernard	\$25.00
	Beistle, Bronwyn	\$25.00
	Berkson, Michael	\$45.00
	Bitondo, Patricia	\$50.00
	Bofinger, Henry	\$50.00
	Broadus, Hugh	\$60.00
	Brown, Chris	\$45.00
	Brown, Michael	\$25.00
	Burgard, Kirsten	\$25.00
	Byrne, Jane	\$20.00
	Clark, Jerry	\$93.23
	Clayman, Rebecca	\$25.00
	Clones, Julia	\$25.00
	Crist, Paul	\$100.00
	Davis, Kim	\$20.00
	Delaney, Kevin	\$50.00
	Diamond, Lee	\$20.00
	Estep, Michelle	\$25.00
	Everitt, Ladd	\$45.00
	Finch, Virginia	\$25.00
	Finney, Suzanne	\$25.00
	Floto, Mary Ann	\$25.00
	Fowler, Richard	\$25.00
	Gallegher, William	\$25.00
	Garcia, Ester	\$25.00
	Ghosh, Arundhati	\$25.00
Ghosh, Paramita	\$25.00	
Gibson, Melinda	\$25.00	

**DISCLAIMER:** The information presented in the 2011 Biennial Report was taken directly from reports of receipts and expenditures filed by the candidates and political committees; afterward formatted into the applicable graphs and charts.

Individual	Gupta, Shalia	\$240.12
	Hoppe, Kathie	\$25.00
	Hudson, Talib	\$25.00
	Ivey, Keith	\$105.00
	John, Sarah	\$25.00
	Kailian, Aram	\$25.00
	Kelley, John	\$25.00
	Kelley, Tammie	\$25.00
	Kenton, Malcolm	\$5.00
	Kim, Joanne	\$20.00
	Kimberlin, Brett	\$25.00
	Kinlow, Eugene	\$20.00
	Koulish, Jeremy	\$45.00
	Ladduwahetty, Keshini	\$151.03
	Laney-Cummings, Karen	\$20.00
	Lawson, Alex	\$25.00
	Lawton, Virginia	\$25.00
	Layendecker, Lavena	\$25.00
	Leblois, Lucie	\$100.00
	Levine, Art	\$55.00
	Lingenfelter, Michael	\$25.00
	Loikow, Ann	\$25.00
	Lovell, Jesse	\$60.96
	Ludwig, Walter	\$25.00
	Mancini, Kathleen	\$25.00
	Mansfield, Clayton	\$357.88
	McBride, Brett	\$80.00
	MCGuinness, Elizabeth	\$25.00
	Moore, Pamela	\$25.00
	Nephew, Thomas	\$25.00
Nieva, Jocelyn	\$310.00	
Norman, Jeffrey	\$25.00	

**DISCLAIMER:** The information presented in the 2011 Biennial Report was taken directly from reports of receipts and expenditures filed by the candidates and political committees; afterward formatted into the applicable graphs and charts.



Individual	Owens, Jana	\$25.00
	Panetta, Michael	\$25.00
	Panetta, Mike	\$51.00
	Pannell, Phillip	\$25.00
	Park, Howard	\$20.00
	Phelps, Carol	\$25.00
	Powers, Tonya	\$25.00
	Rice, William	\$30.00
	Ripley, George	\$25.00
	Rose, Karen	\$25.00
	Rubin, Zack	\$25.00
	Russell, Antonette	\$20.00
	Salley, Irma	\$25.00
	Schwinn, Gerald	\$25.00
	Seigel, Jessica	\$25.00
	Stewart, Laura	\$45.00
	Thies, Chuck	\$25.00
	Thomas, Christopher	\$50.00
	Vanderhoff, Michelle	\$20.00
	Vogel, Nathan	\$25.00
	Walz, Terry	\$50.00
	Wedderburn, Dan	\$25.00
	Wheeler, Jon	\$25.00
Witenstein, Nicole	\$45.00	
Wortham, Kristal	\$25.00	
	<b>Total</b>	<b>\$3,799.22</b>
Lost Check	Wittenstein, Nicole	\$317.24
		<b>Total</b>
<b>Grand Total</b>		<b>\$4,116.46</b>

**DISCLAIMER:** The information presented in the 2011 Biennial Report was taken directly from reports of receipts and expenditures filed by the candidates and political committees; afterward formatted into the applicable graphs and charts.

Contributor Name	Amount	Date of Receipt
<b>Individual</b>		
Allenza, Carol	\$50.00	06/10/2009
Arons, Bernard	\$25.00	06/10/2009
Beistle, Bronwyn	\$25.00	06/10/2009
Berkson, Michael	\$25.00	06/10/2009
Berkson, Michael	\$20.00	12/09/2009
Bitondo, Patricia	\$50.00	06/10/2009
Bofinger, Henry	\$50.00	06/10/2009
Broadus, Hugh	\$25.00	06/10/2009
Broadus, Hugh	\$20.00	12/09/2009
Broadus, Hugh	\$15.00	12/05/2010
Brown, Chris	\$25.00	06/10/2009
Brown, Chris	\$20.00	12/09/2009
Brown, Michael	\$25.00	06/10/2009
Burgard, Kirsten	\$25.00	06/10/2009
Byrne, Jane	\$20.00	12/09/2009
Clark, Jerry	\$25.00	06/10/2009
Clark, Jerry	\$36.23	12/09/2009
Clark, Jerry	\$32.00	12/05/2010
Clayman, Rebecca	\$25.00	06/10/2009
Clones, Julia	\$25.00	06/10/2009
Crist, Paul	\$100.00	06/10/2009
Davis, Kim	\$20.00	12/09/2009
Delaney, Kevin	\$50.00	06/10/2009
Diamond, Lee	\$20.00	06/10/2009
Estep, Michelle	\$25.00	10/18/2010
Everitt, Ladd	\$25.00	06/10/2009
Everitt, Ladd	\$20.00	06/02/2010
Finch, Virginia	\$25.00	06/10/2009
Finney, Suzanne	\$25.00	06/10/2009
Floto, Mary Ann	\$25.00	06/10/2009
Fowler, Richard	\$25.00	06/10/2009
Gallegher, William	\$25.00	06/10/2009
Garcia, Ester	\$25.00	06/10/2009
Ghosh, Arundhati	\$25.00	06/10/2009
Ghosh, Paramita	\$25.00	06/10/2009
Gibson, Melinda	\$25.00	06/10/2009

**DISCLAIMER:** The information presented in the 2011 Biennial Report was taken directly from reports of receipts and expenditures filed by the candidates and political committees; afterward formatted into the applicable graphs and charts.

Contributor Name	Amount	Date of Receipt
<b>Individual</b>		
Gupta, Shalia	\$240.12	05/23/2010
Hoppe, Kathie	\$25.00	06/10/2009
Hudson, Talib	\$25.00	06/10/2009
Ivey, Keith	\$25.00	06/10/2009
Ivey, Keith	\$20.00	12/09/2009
Ivey, Keith	\$50.00	09/28/2010
Ivey, Keith	\$10.00	12/05/2010
John, Sarah	\$25.00	06/10/2009
Kailian, Aram	\$25.00	06/10/2009
Kelley, John	\$25.00	06/10/2009
Kelley, Tammie	\$25.00	06/10/2009
Kenton, Malcolm	\$5.00	12/05/2010
Kim, Joanne	\$20.00	12/09/2009
Kimberlin, Brett onMouseover="tooltip: \$25.00 06/10/2009" data-bbox="55 398 788 413" <td>\$25.00</td> <td>06/10/2009</td>	\$25.00	06/10/2009
Kinlow, Eugene	\$20.00	12/09/2009
Koulish, Jeremy	\$25.00	06/10/2009
Koulish, Jeremy	\$20.00	12/09/2009
Ladduwahetty, Keshini	\$25.00	06/10/2009
Ladduwahetty, Keshini	\$50.00	06/10/2009
Ladduwahetty, Keshini	\$20.00	12/09/2009
Ladduwahetty, Keshini	\$56.03	12/05/2010
Laney-Cummings, Karen	\$20.00	12/09/2009
Lawson, Alex	\$25.00	06/10/2009
Lawton, Virginia	\$25.00	06/10/2009
Layendecker, Lavena	\$25.00	06/10/2009
Leblois, Lucie	\$100.00	06/10/2009
Levine, Art	\$25.00	06/10/2009
Levine, Art	\$20.00	12/09/2009
Levine, Art	\$10.00	12/05/2010
Lingenfelter, Michael	\$25.00	06/10/2009
Loikow, Ann	\$25.00	06/10/2009
Lovell, Jesse	\$25.00	06/10/2009
Lovell, Jesse	\$20.00	12/09/2009
Lovell, Jesse	\$15.96	12/05/2010
Ludwig, Walter	\$25.00	06/10/2009
Mancini, Kathleen	\$25.00	06/10/2009

**DISCLAIMER:** The information presented in the 2011 Biennial Report was taken directly from reports of receipts and expenditures filed by the candidates and political committees; afterward formatted into the applicable graphs and charts.

Contributor Name	Amount	Date of Receipt
<b>Individual</b>		
Mansfield, Clayton	\$25.00	01/11/2009
Mansfield, Clayton	\$25.00	02/11/2009
Mansfield, Clayton	\$25.00	03/15/2009
Mansfield, Clayton	\$25.00	04/12/2009
Mansfield, Clayton	\$25.00	06/07/2009
Mansfield, Clayton	\$25.00	06/10/2009
Mansfield, Clayton	\$25.00	06/10/2009
Mansfield, Clayton	\$25.00	07/11/2009
Mansfield, Clayton	\$25.00	08/16/2009
Mansfield, Clayton	\$25.00	09/13/2009
Mansfield, Clayton	\$25.00	10/12/2009
Mansfield, Clayton	\$25.00	11/15/2009
Mansfield, Clayton	\$40.00	06/02/2010
Mansfield, Clayton	\$17.88	12/05/2010
McBride, Brett	\$5.00	02/01/2009
McBride, Brett	\$5.00	05/03/2009
McBride, Brett	\$5.00	05/03/2009
McBride, Brett	\$5.00	05/31/2009
McBride, Brett	\$5.00	05/31/2009
McBride, Brett	\$20.00	12/09/2009
McBride, Brett	\$35.00	12/05/2010
MCGuinness, Elizabeth	\$25.00	06/10/2009
Moore, Pamela	\$25.00	06/10/2009
Nephew, Thomas	\$25.00	09/30/2010
Nieva, Jocelyn	\$50.00	06/10/2009
Nieva, Jocelyn	\$50.00	12/09/2009
Nieva, Jocelyn	\$150.00	10/28/2010
Nieva, Jocelyn	\$60.00	12/05/2010
Norman, Jeffrey	\$25.00	06/10/2009
Owens, Jana	\$25.00	06/10/2009
Panetta, Michael	\$25.00	06/10/2009
Panetta, Mike	\$51.00	10/15/2010
Pannell, Phillip	\$25.00	06/10/2009
Park, Howard	\$20.00	12/09/2009
Phelps, Carol	\$25.00	06/10/2009
Powers, Tonya	\$25.00	06/10/2009

**DISCLAIMER:** The information presented in the 2011 Biennial Report was taken directly from reports of receipts and expenditures filed by the candidates and political committees; afterward formatted into the applicable graphs and charts.

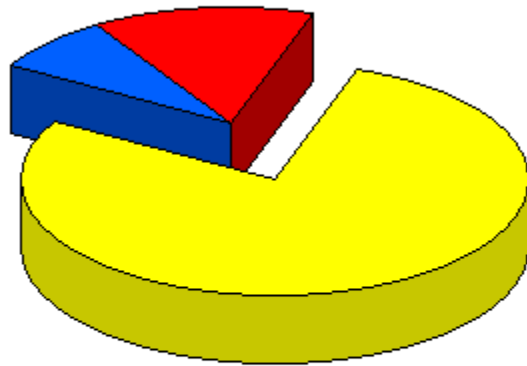
D.C. for Democracy PAC		Detailed Contributions by Donor Type	
Contributor Name	Amount	Date of Receipt	
<b>Individual</b>			
Rice, William	\$30.00	06/10/2009	
Ripley, George	\$25.00	06/10/2009	
Rose, Karen	\$25.00	06/10/2009	
Rubin, Zack	\$25.00	06/10/2009	
Russell, Antonette	\$20.00	12/09/2009	
Salley, Irma	\$25.00	06/10/2009	
Schwinn, Gerald	\$25.00	06/10/2009	
Seigel, Jessica	\$25.00	06/10/2009	
Stewart, Laura	\$25.00	06/10/2009	
Stewart, Laura	\$20.00	12/05/2010	
Thies, Chuck	\$25.00	06/10/2009	
Thomas, Christopher	\$50.00	06/10/2009	
Vanderhoff, Michelle	\$10.00	01/19/2009	
Vanderhoff, Michelle	\$10.00	02/16/2009	
Vogel, Nathan	\$25.00	06/10/2009	
Walz, Terry	\$50.00	06/10/2009	
Wedderburn, Dan	\$25.00	06/10/2009	
Wheeler, Jon	\$25.00	06/10/2009	
Witenstein, Nicole	\$25.00	06/10/2009	
Witenstein, Nicole	\$20.00	12/09/2009	
Wortham, Kristal	\$25.00	06/10/2009	
	<b>Subtotal</b>	<b>\$3,799.22</b>	
	<b>Percentage of Total Contributions</b>	<b>92.29%</b>	

D.C. for Democracy PAC		Detailed Contributions by Donor Type	
Contributor Name	Amount	Date of Receipt	
<b>Lost Check</b>			
Wittenstein, Nicole	\$317.24	10/15/2010	
	<b>Subtotal</b>	<b>\$317.24</b>	
	<b>Percentage of Total Contributions</b>	<b>7.71%</b>	
	<b>Total</b>	<b>\$4,116.46</b>	

**DISCLAIMER:** The information presented in the 2011 Biennial Report was taken directly from reports of receipts and expenditures filed by the candidates and political committees; afterward formatted into the applicable graphs and charts.

**DC OFFICE OF CAMPAIGN FINANCE**  
**2011 Biennial Report - Political Action Committees**

**Summary of Contributions by Amount for  
D.C. for Democracy PAC**



Contributions Greater than or equal to \$250 but less than \$500	7.7%
Contributions Greater than or equal to \$100 but less than \$250	14.3%
Contributions Less than \$100	78.0%
Total:	100.0%

Note: This Graph depicts the summary of the contributions dollar amount reported by the D.C. for Democracy PAC Principal Campaign Committee

The contributions are presented in percentage terms in dollar amount, by the size of the contribution, including contribution greater than \$2000; contributions greater than or equal to \$1000 but less than or equal to \$2000; contributions greater than or equal to \$500 but less than or equal to \$1000; contributions greater than or equal to \$250 but less than or equal to \$500; contributions greater than or equal to \$100 but less than or equal to \$250; and contributions less than \$100.

**DISCLAIMER:** The information presented in the 2011 Biennial Report was taken directly from reports of receipts and expenditures filed by the candidates and political committees; afterward formatted into the applicable graphs and charts.

## Summary of Contributions by Amount for D.C. for Democracy PAC

Denomination Type	Amount Received
Contributions greater than or equal to \$250 but less than \$500	\$317.24
Contributions greater than or equal to \$100 but less than \$250	\$590.12
Contributions less than \$100	\$3,209.10
<b>Grand Total</b>	<b>\$4,116.46</b>

**DISCLAIMER:** The information presented in the 2011 Biennial Report was taken directly from reports of receipts and expenditures filed by the candidates and political committees; afterward formatted into the applicable graphs and charts.

## Detailed Summary of Contributions by Amount for D.C. for Democracy PAC

Denomination Type	Name	Received
Contributions greater than or equal to \$250 but less than \$500	Wittenstein, Nicole	\$317.24
	Total	\$317.24
Contributions greater than or equal to \$100 but less than \$250	Crist, Paul	\$100.00
	Gupta, Shalia	\$240.12
	Leblois, Lucie	\$100.00
	Nieva, Jocelyn	\$150.00
	Total	\$590.12
Contributions less than \$100	Allenza, Carol	\$50.00
	Arons, Bernard	\$25.00
	Beistle, Bronwyn	\$25.00
	Berkson, Michael	\$25.00
	Berkson, Michael	\$20.00
	Bitondo, Patricia	\$50.00
	Bofinger, Henry	\$50.00
	Broadus, Hugh	\$25.00
	Broadus, Hugh	\$20.00
	Broadus, Hugh	\$15.00
	Brown, Chris	\$25.00
	Brown, Chris	\$20.00
	Brown, Michael	\$25.00
	Burgard, Kirsten	\$25.00
	Byrne, Jane	\$20.00
	Clark, Jerry	\$25.00
	Clark, Jerry	\$36.23
	Clark, Jerry	\$32.00
	Clayman, Rebecca	\$25.00
	Clones, Julia	\$25.00
Davis, Kim	\$20.00	
Delaney, Kevin	\$50.00	

**DISCLAIMER:** The information presented in the 2011 Biennial Report was taken directly from reports of receipts and expenditures filed by the candidates and political committees; afterward formatted into the applicable graphs and charts.



Contributions less than \$100	Diamond, Lee	\$20.00
	Estep, Michelle	\$25.00
	Everitt, Ladd	\$25.00
	Everitt, Ladd	\$20.00
	Finch, Virginia	\$25.00
	Finney, Suzanne	\$25.00
	Floto, Mary Ann	\$25.00
	Fowler, Richard	\$25.00
	Gallegher, William	\$25.00
	Garcia, Ester	\$25.00
	Ghosh, Arundhati	\$25.00
	Ghosh, Paramita	\$25.00
	Gibson, Melinda	\$25.00
	Hoppe, Kathie	\$25.00
	Hudson, Talib	\$25.00
	Ivey, Keith	\$25.00
	Ivey, Keith	\$20.00
	Ivey, Keith	\$50.00
	Ivey, Keith	\$10.00
	John, Sarah	\$25.00
	Kailian, Aram	\$25.00
	Kelley, John	\$25.00
	Kelley, Tammie	\$25.00
	Kenton, Malcolm	\$5.00
	Kim, Joanne	\$20.00
	Kimberlin, Brett	\$25.00
	Kinlow, Eugene	\$20.00
	Koulish, Jeremy	\$25.00
	Koulish, Jeremy	\$20.00
	Ladduwahetty, Keshini	\$50.00
Ladduwahetty, Keshini	\$25.00	
Ladduwahetty, Keshini	\$20.00	

**DISCLAIMER:** The information presented in the 2011 Biennial Report was taken directly from reports of receipts and expenditures filed by the candidates and political committees; afterward formatted into the applicable graphs and charts.

Contributions less than \$100	Ladduwahetty, Keshini	<b>\$56.03</b>
	Laney-Cummings, Karen	<b>\$20.00</b>
	Lawson, Alex	<b>\$25.00</b>
	Lawton, Virginia	<b>\$25.00</b>
	Layendecker, Lavena	<b>\$25.00</b>
	Levine, Art	<b>\$25.00</b>
	Levine, Art	<b>\$20.00</b>
	Levine, Art	<b>\$10.00</b>
	Lingenfelter, Michael	<b>\$25.00</b>
	Loikow, Ann	<b>\$25.00</b>
	Lovell, Jesse	<b>\$25.00</b>
	Lovell, Jesse	<b>\$20.00</b>
	Lovell, Jesse	<b>\$15.96</b>
	Ludwig, Walter	<b>\$25.00</b>
	Mancini, Kathleen	<b>\$25.00</b>
	Mansfield, Clayton	<b>\$25.00</b>
	Mansfield, Clayton	<b>\$25.00</b>
	Mansfield, Clayton	<b>\$25.00</b>
	Mansfield, Clayton	<b>\$25.00</b>
	Mansfield, Clayton	<b>\$25.00</b>
	Mansfield, Clayton	<b>\$25.00</b>
	Mansfield, Clayton	<b>\$25.00</b>
	Mansfield, Clayton	<b>\$25.00</b>
	Mansfield, Clayton	<b>\$25.00</b>
	Mansfield, Clayton	<b>\$25.00</b>
	Mansfield, Clayton	<b>\$25.00</b>
	Mansfield, Clayton	<b>\$25.00</b>
	Mansfield, Clayton	<b>\$25.00</b>
	Mansfield, Clayton	<b>\$40.00</b>
	Mansfield, Clayton	<b>\$17.88</b>
McBride, Brett	<b>\$5.00</b>	
McBride, Brett	<b>\$5.00</b>	
McBride, Brett	<b>\$5.00</b>	

**DISCLAIMER:** The information presented in the 2011 Biennial Report was taken directly from reports of receipts and expenditures filed by the candidates and political committees; afterward formatted into the applicable graphs and charts.

Contributions less than \$100	McBride, Brett	<b>\$5.00</b>
	McBride, Brett	<b>\$5.00</b>
	McBride, Brett	<b>\$20.00</b>
	McBride, Brett	<b>\$35.00</b>
	MCGuinness, Elizabeth	<b>\$25.00</b>
	Moore, Pamela	<b>\$25.00</b>
	Nephew, Thomas	<b>\$25.00</b>
	Nieva, Jocelyn	<b>\$50.00</b>
	Nieva, Jocelyn	<b>\$50.00</b>
	Nieva, Jocelyn	<b>\$60.00</b>
	Norman, Jeffrey	<b>\$25.00</b>
	Owens, Jana	<b>\$25.00</b>
	Panetta, Michael	<b>\$25.00</b>
	Panetta, Mike	<b>\$51.00</b>
	Pannell, Phillip	<b>\$25.00</b>
	Park, Howard	<b>\$20.00</b>
	Phelps, Carol	<b>\$25.00</b>
	Powers, Tonya	<b>\$25.00</b>
	Rice, William	<b>\$30.00</b>
	Ripley, George	<b>\$25.00</b>
	Rose, Karen	<b>\$25.00</b>
	Rubin, Zack	<b>\$25.00</b>
	Russell, Antonette	<b>\$20.00</b>
	Salley, Irma	<b>\$25.00</b>
	Schwinn, Gerald	<b>\$25.00</b>
	Seigel, Jessica	<b>\$25.00</b>
	Stewart, Laura	<b>\$25.00</b>
	Stewart, Laura	<b>\$20.00</b>
Thies, Chuck	<b>\$25.00</b>	
Thomas, Christopher	<b>\$50.00</b>	
Vanderhoff, Michelle	<b>\$10.00</b>	
Vanderhoff, Michelle	<b>\$10.00</b>	

**DISCLAIMER:** The information presented in the 2011 Biennial Report was taken directly from reports of receipts and expenditures filed by the candidates and political committees; afterward formatted into the applicable graphs and charts.

Contributions less than \$100	Vogel, Nathan	\$25.00
	Walz, Terry	\$50.00
	Wedderburn, Dan	\$25.00
	Wheeler, Jon	\$25.00
	Witenstein, Nicole	\$25.00
	Witenstein, Nicole	\$20.00
	Wortham, Kristal	\$25.00
	Total	\$3,209.10
<b>Grand Total</b>		<b>\$4,116.46</b>

**DISCLAIMER:** The information presented in the 2011 Biennial Report was taken directly from reports of receipts and expenditures filed by the candidates and political committees; afterward formatted into the applicable graphs and charts.

Contributor Name	Amount	Type of Contributor	Date of Receipt
------------------	--------	---------------------	-----------------

**Contributions Greater than or equal to \$250 but less than \$500**

Wittenstein, Nicole	\$317.24	Lost Check	10/15/2010
---------------------	----------	------------	------------

<b>Subtotal</b>	<b>\$317.24</b>		
-----------------	-----------------	--	--

<b>Percentage of Total Contributions</b>	<b>7.71%</b>		
--	--------------	--	--

Contributor Name	Amount	Type of Contributor	Date of Receipt
------------------	--------	---------------------	-----------------

**Contributions Greater than or equal to \$100 but less than \$250**

Crist, Paul	\$100.00	Individual	06/10/2009
-------------	----------	------------	------------

Gupta, Shalia	\$240.12	Individual	05/23/2010
---------------	----------	------------	------------

Leblois, Lucie	\$100.00	Individual	06/10/2009
----------------	----------	------------	------------

Nieva, Jocelyn	\$150.00	Individual	10/28/2010
----------------	----------	------------	------------

<b>Subtotal</b>	<b>\$590.12</b>		
-----------------	-----------------	--	--

<b>Percentage of Total Contributions</b>	<b>14.34%</b>		
--	---------------	--	--

Contributor Name	Amount	Type of Contributor	Date of Receipt
------------------	--------	---------------------	-----------------

**Contributions Less than \$100**

Allenza, Carol	\$50.00	Individual	06/10/2009
Arons, Bernard	\$25.00	Individual	06/10/2009
Beistle, Bronwyn	\$25.00	Individual	06/10/2009
Berkson, Michael	\$25.00	Individual	06/10/2009
Berkson, Michael	\$20.00	Individual	12/09/2009
Bitondo, Patricia	\$50.00	Individual	06/10/2009
Bofinger, Henry	\$50.00	Individual	06/10/2009
Broadus, Hugh	\$25.00	Individual	06/10/2009
Broadus, Hugh	\$20.00	Individual	12/09/2009
Broadus, Hugh	\$15.00	Individual	12/05/2010
Brown, Chris	\$25.00	Individual	06/10/2009
Brown, Chris	\$20.00	Individual	12/09/2009
Brown, Michael	\$25.00	Individual	06/10/2009
Burgard, Kirsten	\$25.00	Individual	06/10/2009
Byrne, Jane	\$20.00	Individual	12/09/2009
Clark, Jerry	\$25.00	Individual	06/10/2009
Clark, Jerry	\$36.23	Individual	12/09/2009
Clark, Jerry	\$32.00	Individual	12/05/2010
Clayman, Rebecca	\$25.00	Individual	06/10/2009
Clones, Julia	\$25.00	Individual	06/10/2009
Davis, Kim	\$20.00	Individual	12/09/2009
Delaney, Kevin	\$50.00	Individual	06/10/2009
Diamond, Lee	\$20.00	Individual	06/10/2009
Estep, Michelle	\$25.00	Individual	10/18/2010
Everitt, Ladd	\$25.00	Individual	06/10/2009
Everitt, Ladd	\$20.00	Individual	06/02/2010
Finch, Virginia	\$25.00	Individual	06/10/2009
Finney, Suzanne	\$25.00	Individual	06/10/2009
Floto, Mary Ann	\$25.00	Individual	06/10/2009
Fowler, Richard	\$25.00	Individual	06/10/2009
Gallegher, William	\$25.00	Individual	06/10/2009
Garcia, Ester	\$25.00	Individual	06/10/2009
Ghosh, Arundhati	\$25.00	Individual	06/10/2009
Ghosh, Paramita	\$25.00	Individual	06/10/2009

**DISCLAIMER:** The information presented in the 2011 Biennial Report was taken directly from reports of receipts and expenditures filed by the candidates and political committees; afterward formatted into the applicable graphs and charts.

Contributor Name	Amount	Type of Contributor	Date of Receipt
------------------	--------	---------------------	-----------------

**Contributions Less than \$100**

Gibson, Melinda	\$25.00	Individual	06/10/2009
Hoppe, Kathie	\$25.00	Individual	06/10/2009
Hudson, Talib	\$25.00	Individual	06/10/2009
Ivey, Keith	\$25.00	Individual	06/10/2009
Ivey, Keith	\$20.00	Individual	12/09/2009
Ivey, Keith	\$50.00	Individual	09/28/2010
Ivey, Keith	\$10.00	Individual	12/05/2010
John, Sarah	\$25.00	Individual	06/10/2009
Kailian, Aram	\$25.00	Individual	06/10/2009
Kelley, John	\$25.00	Individual	06/10/2009
Kelley, Tammie	\$25.00	Individual	06/10/2009
Kenton, Malcolm	\$5.00	Individual	12/05/2010
Kim, Joanne	\$20.00	Individual	12/09/2009
Kimberlin, Brett	\$25.00	Individual	06/10/2009
Kinlow, Eugene	\$20.00	Individual	12/09/2009
Koulish, Jeremy	\$25.00	Individual	06/10/2009
Koulish, Jeremy	\$20.00	Individual	12/09/2009
Ladduwahetty, Keshini	\$25.00	Individual	06/10/2009
Ladduwahetty, Keshini	\$50.00	Individual	06/10/2009
Ladduwahetty, Keshini	\$20.00	Individual	12/09/2009
Ladduwahetty, Keshini	\$56.03	Individual	12/05/2010
Laney-Cummings, Karen	\$20.00	Individual	12/09/2009
Lawson, Alex	\$25.00	Individual	06/10/2009
Lawton, Virginia	\$25.00	Individual	06/10/2009
Layendecker, Lavena	\$25.00	Individual	06/10/2009
Levine, Art	\$25.00	Individual	06/10/2009
Levine, Art	\$20.00	Individual	12/09/2009
Levine, Art	\$10.00	Individual	12/05/2010
Lingenfelter, Michael	\$25.00	Individual	06/10/2009
Loikow, Ann	\$25.00	Individual	06/10/2009
Lovell, Jesse	\$25.00	Individual	06/10/2009
Lovell, Jesse	\$20.00	Individual	12/09/2009
Lovell, Jesse	\$15.96	Individual	12/05/2010
Ludwig, Walter	\$25.00	Individual	06/10/2009

**DISCLAIMER:** The information presented in the 2011 Biennial Report was taken directly from reports of receipts and expenditures filed by the candidates and political committees; afterward formatted into the applicable graphs and charts.

Contributor Name	Amount	Type of Contributor	Date of Receipt
------------------	--------	---------------------	-----------------

**Contributions Less than \$100**

Mancini, Kathleen	\$25.00	Individual	06/10/2009
Mansfield, Clayton	\$25.00	Individual	01/11/2009
Mansfield, Clayton	\$25.00	Individual	02/11/2009
Mansfield, Clayton	\$25.00	Individual	03/15/2009
Mansfield, Clayton	\$25.00	Individual	04/12/2009
Mansfield, Clayton	\$25.00	Individual	06/07/2009
Mansfield, Clayton	\$25.00	Individual	06/10/2009
Mansfield, Clayton	\$25.00	Individual	06/10/2009
Mansfield, Clayton	\$25.00	Individual	07/11/2009
Mansfield, Clayton	\$25.00	Individual	08/16/2009
Mansfield, Clayton	\$25.00	Individual	09/13/2009
Mansfield, Clayton	\$25.00	Individual	10/12/2009
Mansfield, Clayton	\$25.00	Individual	11/15/2009
Mansfield, Clayton	\$40.00	Individual	06/02/2010
Mansfield, Clayton	\$17.88	Individual	12/05/2010
McBride, Brett	\$5.00	Individual	02/01/2009
McBride, Brett	\$5.00	Individual	05/03/2009
McBride, Brett	\$5.00	Individual	05/03/2009
McBride, Brett	\$5.00	Individual	05/31/2009
McBride, Brett	\$5.00	Individual	05/31/2009
McBride, Brett	\$20.00	Individual	12/09/2009
McBride, Brett	\$35.00	Individual	12/05/2010
MCGuinness, Elizabeth	\$25.00	Individual	06/10/2009
Moore, Pamela	\$25.00	Individual	06/10/2009
Nephew, Thomas	\$25.00	Individual	09/30/2010
Nieva, Jocelyn	\$50.00	Individual	06/10/2009
Nieva, Jocelyn	\$50.00	Individual	12/09/2009
Nieva, Jocelyn	\$60.00	Individual	12/05/2010
Norman, Jeffrey	\$25.00	Individual	06/10/2009
Owens, Jana	\$25.00	Individual	06/10/2009
Panetta, Michael	\$25.00	Individual	06/10/2009
Panetta, Mike	\$51.00	Individual	10/15/2010
Pannell, Phillip	\$25.00	Individual	06/10/2009
Park, Howard	\$20.00	Individual	12/09/2009

**DISCLAIMER:** The information presented in the 2011 Biennial Report was taken directly from reports of receipts and expenditures filed by the candidates and political committees; afterward formatted into the applicable graphs and charts.



Contributor Name	Amount	Type of Contributor	Date of Receipt
------------------	--------	---------------------	-----------------

**Contributions Less than \$100**

Phelps, Carol	\$25.00	Individual	06/10/2009
Powers, Tonya	\$25.00	Individual	06/10/2009
Rice, William	\$30.00	Individual	06/10/2009
Ripley, George	\$25.00	Individual	06/10/2009
Rose, Karen	\$25.00	Individual	06/10/2009
Rubin, Zack	\$25.00	Individual	06/10/2009
Russell, Antonette	\$20.00	Individual	12/09/2009
Salley, Irma	\$25.00	Individual	06/10/2009
Schwinn, Gerald	\$25.00	Individual	06/10/2009
Seigel, Jessica	\$25.00	Individual	06/10/2009
Stewart, Laura	\$25.00	Individual	06/10/2009
Stewart, Laura	\$20.00	Individual	12/05/2010
Thies, Chuck	\$25.00	Individual	06/10/2009
Thomas, Christopher	\$50.00	Individual	06/10/2009
Vanderhoff, Michelle	\$10.00	Individual	01/19/2009
Vanderhoff, Michelle	\$10.00	Individual	02/16/2009
Vogel, Nathan	\$25.00	Individual	06/10/2009
Walz, Terry	\$50.00	Individual	06/10/2009
Wedderburn, Dan	\$25.00	Individual	06/10/2009
Wheeler, Jon	\$25.00	Individual	06/10/2009
Witenstein, Nicole	\$25.00	Individual	06/10/2009
Witenstein, Nicole	\$20.00	Individual	12/09/2009
Wortham, Kristal	\$25.00	Individual	06/10/2009

<b>Subtotal</b>	<b>\$3,209.10</b>
-----------------	-------------------

<b>Percentage of Total Contributions</b>	<b>77.96%</b>
--	---------------

<b>Total</b>	<b>\$4,116.46</b>
--------------	-------------------

**DISCLAIMER:** The information presented in the 2011 Biennial Report was taken directly from reports of receipts and expenditures filed by the candidates and political committees; afterward formatted into the applicable graphs and charts.


**DC OFFICE OF CAMPAIGN FINANCE**  
**2011 Biennial Report - Political Action Committees**

**D.C. Independent Party**  
**No Expenditures Available**

**DISCLAIMER:** The information presented in the 2011 Biennial Report was taken directly from reports of receipts and expenditures filed by the candidates and political committees; afterward formatted into the applicable graphs and charts.

**DC OFFICE OF CAMPAIGN FINANCE**  
**2011 Biennial Report - Political Action Committees**

**Summary of Contributions by Donor Type for  
D.C. Independent Party**



Note: This Graph depicts the summary of the contributions by donor categories reported by the D.C. Independent Party Principal Campaign Committee

The contributions are presented in percentage terms by donor categories, and may include each contribution received from Businesses, Corporations, Corporate Sponsored Political Action Committees, Individuals, Labor Sponsored Political Action Committees, Political Party Committees, Partnerships, and the Candidate. The summary may also note Other Receipts reported, such as Dividends, Interest, Refunds, and Rebates.

**DISCLAIMER:** The information presented in the 2011 Biennial Report was taken directly from reports of receipts and expenditures filed by the candidates and political committees; afterward formatted into the applicable graphs and charts.

## Summary of Contributions by Donor Type for D.C. Independent Party

<b>Donor Type</b>	<b>Received</b>
Political Party Committee	<b>\$0.00</b>
<b>Grand Total</b>	<b>\$0.00</b>

**DISCLAIMER:** The information presented in the 2011 Biennial Report was taken directly from reports of receipts and expenditures filed by the candidates and political committees; afterward formatted into the applicable graphs and charts.

**Detailed Summary of Contributions by Donor Type for  
D.C. Independent Party**

<b>Donor Type</b>	<b>Name</b>	<b>Received</b>
-------------------	-------------	-----------------

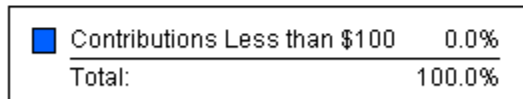
**DISCLAIMER:** The information presented in the 2011 Biennial Report was taken directly from reports of receipts and expenditures filed by the candidates and political committees; afterward formatted into the applicable graphs and charts.

Contributor Name	Amount	Date of Receipt
<b>Political Party Committee</b>		
DC INDEPENDENT PARTY	\$0.00	09/17/2010
DC INDEPENDENT PARTY	\$0.00	09/17/2010
<b>Subtotal</b>	<b>\$0.00</b>	
<b>Percentage of Total Contributions</b>		
<b>Total</b>	<b>\$0.00</b>	

**DISCLAIMER:** The information presented in the 2011 Biennial Report was taken directly from reports of receipts and expenditures filed by the candidates and political committees; afterward formatted into the applicable graphs and charts.

**DC OFFICE OF CAMPAIGN FINANCE**  
**2011 Biennial Report - Political Action Committees**

**Summary of Contributions by Amount for  
D.C. Independent Party**



■ Contributions Less than \$100	0.0%
Total:	100.0%

Note: This Graph depicts the summary of the contributions dollar amount reported by the D.C. Independent Party Principal Campaign Committee

The contributions are presented in percentage terms in dollar amount, by the size of the contribution, including contribution greater than \$2000; contributions greater than or equal to \$1000 but less than or equal to \$2000; contributions greater than or equal to \$500 but less than or equal to \$1000; contributions greater than or equal to \$250 but less than or equal to \$500; contributions greater than or equal to \$100 but less than or equal to \$250; and contributions less than \$100.

**DISCLAIMER:** The information presented in the 2011 Biennial Report was taken directly from reports of receipts and expenditures filed by the candidates and political committees; afterward formatted into the applicable graphs and charts.

## Summary of Contributions by Amount for D.C. Independent Party

Denomination Type	Amount Received
Contributions less than \$100	<b>\$0.00</b>
<b>Grand Total</b>	<b>\$0.00</b>

**DISCLAIMER:** The information presented in the 2011 Biennial Report was taken directly from reports of receipts and expenditures filed by the candidates and political committees; afterward formatted into the applicable graphs and charts.



**Detailed Summary of Contributions by Amount for  
D.C. Independent Party**

Denomination Type	Name	Received
-------------------	------	----------

**DISCLAIMER:** The information presented in the 2011 Biennial Report was taken directly from reports of receipts and expenditures filed by the candidates and political committees; afterward formatted into the applicable graphs and charts.

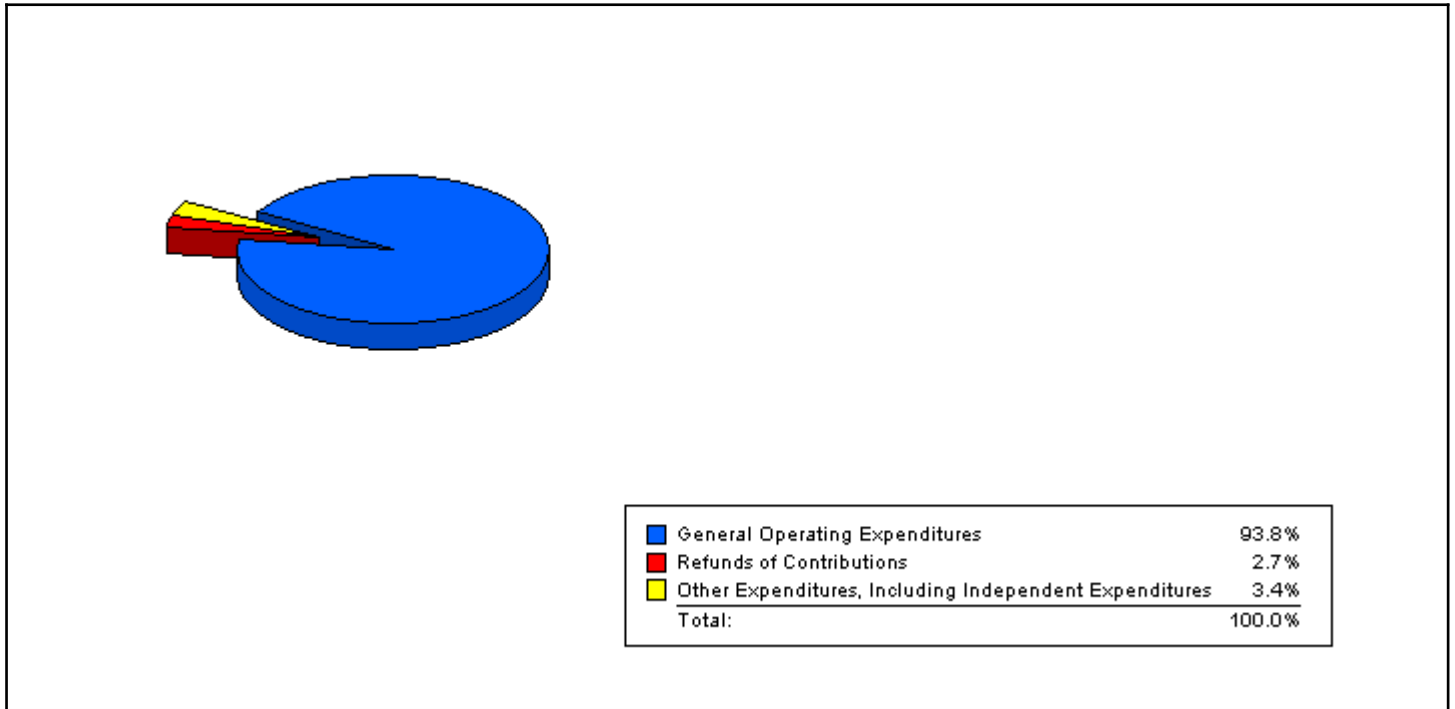
Contributor Name	Amount	Type of Contributor	Date of Receipt
<b>Contributions Less than \$100</b>			
DC INDEPENDENT PARTY	\$0.00	Political Party Committee	09/17/2010
DC INDEPENDENT PARTY	\$0.00	Political Party Committee	09/17/2010
	<b>Subtotal</b>		
	<b>\$0.00</b>		
<b>Percentage of Total Contributions</b>			
	<b>Total</b>		
	<b>\$0.00</b>		

**DISCLAIMER:** The information presented in the 2011 Biennial Report was taken directly from reports of receipts and expenditures filed by the candidates and political committees; afterward formatted into the applicable graphs and charts.

# DC OFFICE OF CAMPAIGN FINANCE

## 2011 Biennial Report - Political Action Committees

### Summary of Expenditures by Purpose for D.C. Legal



Note: This Graph depicts the summary of the expenditures by purpose reported by D.C. Legal.

The expenditures are presented in percentage terms by General Operating Expenditures, Transfers to Other Authorized Political Committees, Loan Repayments, Refunds of Contributions, Other Expenditures, and Offsets to Receipts

- General Operating Expenditures may include each expenditure made for Accounting Services, Advertising, Bank Fees, Campaign Events/Fund Raising, Campaign Materials and Supplies, Candidate Loan Re-payment, Catering/Refreshments, Computer Supplies/Equipment, Consulting Services, Equipment Purchases/Rental, In-Kind, Office Maintenance, Office Rental, Office Supplies/Furniture, Other Loan Repayment, Petty Cash, Polling/Mailing Lists, Postage/Shipping/Courier Rates, Printing/Copying, Salary/Stipend, Telephone/Communication, Trash/Poster Removal, Travel/Vehicle Expense, Utility Expense, and other Expenses.
- Transfers to other Authorized Political Committees.
- Loan Repayments.
- Refunds of Contributions may include each contribution Refund to Individuals, Organizations, Political Party Committees, and other Political Committees (PACs).
- Other Expenditures may include all expenditures other than the afore-mentioned, which may include Independent Expenditures made by persons expressly advocating the election or defeat of a clearly identified candidate, which are made without cooperation or consultation with any candidate and/or authorized committee and/or agent of the candidate; Donations to Charities, Churches, Political Committees, Scholarship and Statehood Funds; Payments to the Internal Revenue Service and for Fines; and Tickets to Events.
- Offsets to Receipts may include Refunds, Rebates, Returned Checks, Non-Sufficient Fund Fees, and other Offsets to Operating Expenditures.

**DISCLAIMER:** The information presented in the 2011 Biennial Report was taken directly from reports of receipts and expenditures filed by the candidates and political committees; afterward formatted into the applicable graphs and charts.

**Summary of Expenditures by Purpose for  
D.C. Legal**

<b>Purpose</b>	<b>Total Expenditure</b>
General Operating Expenditures	<b>\$172,019.00</b>
Refunds of Contributions	<b>\$5,000.00</b>
Other Expenditures, Including Independent Expenditures	<b>\$6,300.00</b>
<b>Grand Total</b>	<b>\$183,319.00</b>

**DISCLAIMER:** The information presented in the 2011 Biennial Report was taken directly from reports of receipts and expenditures filed by the candidates and political committees; afterward formatted into the applicable graphs and charts.

## General Operating Expenditures

<b>Purpose</b>	<b>Total Expenditures</b>
Advertising	<b>\$89,906.93</b>
Bank Fees	<b>\$112.07</b>
Consultant/Salary/Stipend	<b>\$79,500.00</b>
In-Kind	<b>\$2,500.00</b>
<b>Total</b>	<b>\$172,019.00</b>

**DISCLAIMER:** The information presented in the 2011 Biennial Report was taken directly from reports of receipts and expenditures filed by the candidates and political committees; afterward formatted into the applicable graphs and charts.

**Detailed Summary of Expenditures by Purpose for  
D.C. Legal  
General Operating Expenditures**

<b>Purpose</b>	<b>Payee</b>	<b>Amount Spent</b>
Advertising	Afro American Newspapers	<b>\$1,474.50</b>
	Kennedy Communications	<b>\$59,590.00</b>
	Parker Consulting Group	<b>\$3,500.00</b>
	The Current Newspaper	<b>\$0.57</b>
	The Current Newspapers	<b>\$1,210.95</b>
	The Kennedy Communications	<b>\$11,052.80</b>
	The Washington Informer	<b>\$833.26</b>
	Washington City Paper	<b>\$1,177.85</b>
	Washington Post	<b>\$10,767.00</b>
	Washington Post Media	<b>\$300.00</b>
	<b>Total</b>	<b>\$89,906.93</b>
Bank Fees	United Bank	<b>\$102.07</b>
	Washington First Bank	<b>\$10.00</b>
	<b>Total</b>	<b>\$112.07</b>
Consultant/Salary/Stipend	Lester & Associates	<b>\$3,500.00</b>
	Nathanson, Jim	<b>\$73,200.00</b>
	Smith, Joan	<b>\$2,400.00</b>
	Smith, John	<b>\$400.00</b>
	<b>Total</b>	<b>\$79,500.00</b>
In-Kind	Committee to Re-Elect Graham	<b>\$500.00</b>
	Gray for Mayor	<b>\$2,000.00</b>
	<b>Total</b>	<b>\$2,500.00</b>
<b>Grand Total</b>		<b>\$172,019.00</b>

**DISCLAIMER:** The information presented in the 2011 Biennial Report was taken directly from reports of receipts and expenditures filed by the candidates and political committees; afterward formatted into the applicable graphs and charts.

**Detailed Summary of Expenditures by Purpose for**

**D.C. Legal**

**Refunds of Contributions**

<b>Purpose</b>	<b>Payee</b>	<b>Amount Spent</b>
Refund	Koonz, McKenney, Johnson	<b>\$5,000.00</b>
	<b>Total</b>	<b>\$5,000.00</b>
	<b>Grand Total</b>	<b>\$5,000.00</b>

**DISCLAIMER:** The information presented in the 2011 Biennial Report was taken directly from reports of receipts and expenditures filed by the candidates and political committees; afterward formatted into the applicable graphs and charts.

**Detailed Summary of Expenditures by Purpose for  
D.C. Legal  
Other Expenditures, Including Independent Expenditures**

<b>Purpose</b>	<b>Payee</b>	<b>Amount Spent</b>
Contribution	Catania 2010	<b>\$1,000.00</b>
	Kwame for Chair	<b>\$1,500.00</b>
	Michael Brown Community Fund	<b>\$500.00</b>
	Thomas 2010	<b>\$500.00</b>
	Ward 3 Constituent Service Fund	<b>\$500.00</b>
	Ward 7 Constituent Service Fund	<b>\$500.00</b>
	<b>Total</b>	<b>\$4,500.00</b>
Donation to Other Political Committees	Kwame Brown Constituent Service Fund	<b>\$400.00</b>
	Michael Brown Community Fund	<b>\$400.00</b>
	<b>Total</b>	<b>\$800.00</b>
Donation to Principle Campaign Committees	Mendelson For Council 2010	<b>\$1,000.00</b>
	<b>Total</b>	<b>\$1,000.00</b>
<b>Grand Total</b>		<b>\$6,300.00</b>

**DISCLAIMER:** The information presented in the 2011 Biennial Report was taken directly from reports of receipts and expenditures filed by the candidates and political committees; afterward formatted into the applicable graphs and charts.



**GENERAL OPERATING EXPENDITURES**

D.C. Legal		Detailed Expenditures by Purpose	
Payee Name	Amount of Expenditure	Date of Expenditure	
<b>Advertising</b>			
Afro American Newspapers	\$1,474.50	08/24/2010	
Kennedy Communications	\$58,000.00	09/10/2010	
Kennedy Communications	\$1,590.00	09/16/2010	
Parker Consulting Group	\$3,500.00	09/16/2010	
The Current Newspaper	\$0.57	07/14/2009	
The Current Newspapers	\$1,210.95	08/11/2010	
The Kennedy Communications	\$11,052.80	09/08/2010	
The Washington Informer	\$833.26	08/25/2010	
Washington City Paper	\$1,177.85	08/24/2010	
Washington Post	\$400.00	08/11/2010	
Washington Post	\$5,500.00	08/20/2010	
Washington Post	\$1,746.00	08/24/2010	
Washington Post	\$3,121.00	08/24/2010	
Washington Post Media	\$300.00	02/27/2009	
<b>Bank Fees</b>			
United Bank	\$14.43	02/11/2009	
United Bank	\$8.94	03/11/2009	
United Bank	\$8.68	04/10/2009	
United Bank	\$8.21	04/10/2009	
United Bank	\$9.78	02/11/2009	
United Bank	\$8.40	05/12/2009	
United Bank	\$6.77	06/10/2009	
United Bank	\$5.68	03/11/2009	
United Bank	\$10.07	07/10/2009	
United Bank	\$4.93	07/10/2009	
United Bank	\$7.85	05/12/2009	
United Bank	\$8.33	06/10/2009	
Washington First Bank	\$10.00	02/01/2010	
<b>Consultant/Salary/Stipend</b>			
Lester & Associates	\$3,500.00	09/27/2010	
Nathanson, Jim	\$4,800.00	04/02/2009	
Nathanson, Jim	\$6,000.00	04/27/2010	

**DISCLAIMER:** The information presented in the 2011 Biennial Report was taken directly from reports of receipts and expenditures filed by the candidates and political committees; afterward formatted into the applicable graphs and charts.

**GENERAL OPERATING EXPENDITURES**

D.C. Legal		Detailed Expenditures by Purpose	
Payee Name	Amount of Expenditure	Date of Expenditure	
Nathanson, Jim	\$4,800.00	02/02/2010	
Nathanson, Jim	\$4,800.00	08/11/2010	
Nathanson, Jim	\$4,800.00	08/11/2010	
Nathanson, Jim	\$4,800.00	09/01/2010	
Nathanson, Jim	\$4,800.00	04/27/2010	
Nathanson, Jim	\$4,800.00	04/27/2010	
Nathanson, Jim	\$4,800.00	03/02/2009	
Nathanson, Jim	\$4,800.00	05/06/2009	
Nathanson, Jim	\$4,800.00	06/03/2009	
Nathanson, Jim	\$4,800.00	02/04/2009	
Nathanson, Jim	\$4,800.00	07/02/2009	
Nathanson, Jim	\$4,800.00	04/27/2010	
Nathanson, Jim	\$4,800.00	04/27/2010	
Smith, Joan	\$200.00	09/01/2010	
Smith, Joan	\$200.00	02/04/2010	
Smith, Joan	\$200.00	04/27/2010	
Smith, Joan	\$200.00	04/27/2010	
Smith, Joan	\$200.00	04/27/2010	
Smith, Joan	\$200.00	03/31/2009	
Smith, Joan	\$200.00	07/07/2009	
Smith, Joan	\$200.00	02/04/2009	
Smith, Joan	\$200.00	03/02/2009	
Smith, Joan	\$200.00	05/08/2009	
Smith, Joan	\$200.00	06/03/2009	
Smith, Joan	\$200.00	04/27/2010	
Smith, John	\$200.00	08/11/2010	
Smith, John	\$200.00	08/11/2010	
<b>In-Kind</b>			
Committee to Re-Elect Graham	\$500.00	02/02/2010	
Gray for Mayor	\$2,000.00	09/24/2010	
<b>Subtotal</b>		<b>\$172,019.00</b>	
<b>Percentage of Total Expenditures</b>		<b>93.84%</b>	

**DISCLAIMER:** The information presented in the 2011 Biennial Report was taken directly from reports of receipts and expenditures filed by the candidates and political committees; afterward formatted into the applicable graphs and charts.

**REFUNDS OF CONTRIBUTIONS**

D.C. Legal		Detailed Expenditures by Purpose
Payee Name	Amount of Expenditure	Date of Expenditure
<b>Refund</b>		
Koonz, McKenney, Johnson	\$5,000.00	09/16/2010
<b>Subtotal</b>	<b>\$5,000.00</b>	
<b>Percentage of Total Expenditures</b>	<b>2.73%</b>	

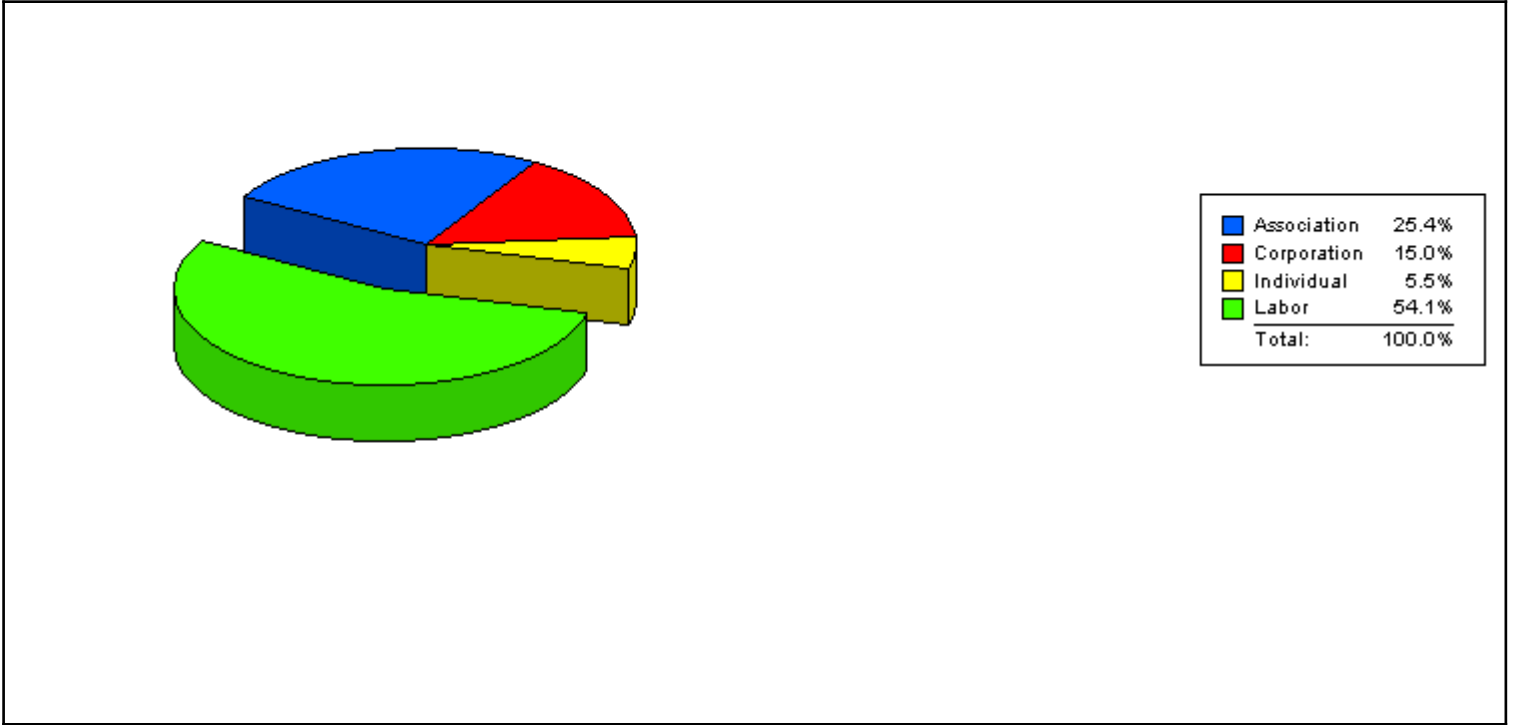
**OTHER EXPENDITURES, INCLUDING INDEPENDENT EXPENDITURES**

D.C. Legal		Detailed Expenditures by Purpose
Payee Name	Amount of Expenditure	Date of Expenditure
<b>Contribution</b>		
Catania 2010	\$1,000.00	02/24/2010
Kwame for Chair	\$1,500.00	06/01/2010
Michael Brown Community Fund	\$500.00	04/07/2010
Thomas 2010	\$500.00	04/26/2010
Ward 3 Constituent Service Fund	\$500.00	03/05/2010
Ward 7 Constituent Service Fund	\$500.00	03/25/2010
<b>Donation to Other Political Committees</b>		
Kwame Brown Constituent Service Fund	\$400.00	04/08/2009
Michael Brown Community Fund	\$400.00	05/06/2009
<b>Donation to Principle Campaign Committees</b>		
Mendelson For Council 2010	\$1,000.00	07/15/2009
<b>Subtotal</b>	<b>\$6,300.00</b>	
<b>Percentage of Total Expenditures</b>	<b>3.44%</b>	
<b>Total</b>	<b>\$183,319.00</b>	

**DISCLAIMER:** The information presented in the 2011 Biennial Report was taken directly from reports of receipts and expenditures filed by the candidates and political committees; afterward formatted into the applicable graphs and charts.

**DC OFFICE OF CAMPAIGN FINANCE**  
**2011 Biennial Report - Political Action Committees**

**Summary of Contributions by Donor Type for  
D.C. Legal**



Note: This Graph depicts the summary of the contributions by donor categories reported by the D.C. Legal Principal Campaign Committee

The contributions are presented in percentage terms by donor categories, and may include each contribution received from Businesses, Corporations, Corporate Sponsored Political Action Committees, Individuals, Labor Sponsored Political Action Committees, Political Party Committees, Partnerships, and the Candidate. The summary may also note Other Receipts reported, such as Dividends, Interest, Refunds, and Rebates.

**DISCLAIMER:** The information presented in the 2011 Biennial Report was taken directly from reports of receipts and expenditures filed by the candidates and political committees; afterward formatted into the applicable graphs and charts.

## Summary of Contributions by Donor Type for D.C. Legal

<b>Donor Type</b>	<b>Received</b>
Association	<b>\$41,018.68</b>
Corporation	<b>\$24,270.47</b>
Individual	<b>\$8,898.24</b>
Labor	<b>\$87,363.23</b>
<b>Grand Total</b>	<b>\$161,550.62</b>

**DISCLAIMER:** The information presented in the 2011 Biennial Report was taken directly from reports of receipts and expenditures filed by the candidates and political committees; afterward formatted into the applicable graphs and charts.

**Detailed Summary of Contributions by Donor Type for  
D.C. Legal**

<b>Donor Type</b>	<b>Name</b>	<b>Received</b>
Association	ATLA	<b>\$21,368.68</b>
	TLA DC	<b>\$19,650.00</b>
	<b>Total</b>	<b>\$41,018.68</b>
Corporation	ATLA	<b>\$14,070.47</b>
	TLA-DC	<b>\$10,200.00</b>
	<b>Total</b>	<b>\$24,270.47</b>
Individual	Abelson , Mike	<b>\$25.00</b>
	Amell, Laurie	<b>\$208.34</b>
	Annis, Ken	<b>\$100.00</b>
	Annis, Kenneth	<b>\$37.50</b>
	Avery, Michael	<b>\$100.00</b>
	Bederman, Andrew	<b>\$15.00</b>
	Bertram, Catherine	<b>\$45.00</b>
	Bou , Stephen	<b>\$100.00</b>
	Bou, Ed	<b>\$100.00</b>
	Bou, Lawrence	<b>\$100.00</b>
	Braunstein, Ken	<b>\$100.00</b>
	Braunstein, Kenneth	<b>\$66.66</b>
	Brooks-Rodney, Kim	<b>\$37.50</b>
	Brown, Dan	<b>\$100.00</b>
	Burgy, William	<b>\$200.00</b>
	Cammarata, Joseph	<b>\$37.50</b>
	Cardaro, Thomas	<b>\$30.00</b>
	Cardaro, Tom	<b>\$100.00</b>
	Carpenter , John	<b>\$100.00</b>
	Case, Harlow	<b>\$208.34</b>
Chapman, Paulette	<b>\$108.34</b>	
Cohen, Wayne	<b>\$60.00</b>	
Condos, Barbara	<b>\$100.00</b>	

**DISCLAIMER:** The information presented in the 2011 Biennial Report was taken directly from reports of receipts and expenditures filed by the candidates and political committees; afterward formatted into the applicable graphs and charts.

Individual	Comoni, Paul	<b>\$30.00</b>
	Correia, Linda	<b>\$37.50</b>
	Donahoe, Keith	<b>\$37.50</b>
	Donahoe, Keith	<b>\$100.00</b>
	Evans, Karen	<b>\$137.50</b>
	Fay, Thomas	<b>\$100.00</b>
	Feldman, Michael	<b>\$37.50</b>
	Fiedler, Marc	<b>\$37.50</b>
	Finkelstein, Joel	<b>\$100.00</b>
	Frantz, David	<b>\$100.00</b>
	Gallant, Michael	<b>\$100.00</b>
	Ginsburg, David	<b>\$50.00</b>
	Gormly, Charles	<b>\$137.50</b>
	Haynes, David	<b>\$80.00</b>
	Holtz, Gerald	<b>\$50.00</b>
	Jacobs, Carmen	<b>\$100.00</b>
	Johnson, Roger	<b>\$90.00</b>
	Kaminski, Steven	<b>\$30.00</b>
	Kaplan, Annie	<b>\$160.00</b>
	Kearney, Frank	<b>\$100.00</b>
	Kearney, Marc	<b>\$100.00</b>
	Kilmaski, James	<b>\$100.00</b>
	Kozma, Daniel	<b>\$37.50</b>
	Lapidus, Lawrence	<b>\$37.50</b>
	Leighton, Adam	<b>\$37.50</b>
	Lightfoot, William	<b>\$108.34</b>
	Long, Victor	<b>\$137.50</b>
	Lopatto, John	<b>\$21.67</b>
	Malone, Patrick	<b>\$108.34</b>
	McKnight, Vincent	<b>\$40.00</b>
Meadows, Ted	<b>\$100.00</b>	
Mitchell, Chris	<b>\$100.00</b>	

**DISCLAIMER:** The information presented in the 2011 Biennial Report was taken directly from reports of receipts and expenditures filed by the candidates and political committees; afterward formatted into the applicable graphs and charts.

Individual	Mitchell, Denis	<b>\$45.00</b>
	Mitchell, Glen	<b>\$100.00</b>
	Mitchell, Thomas	<b>\$30.00</b>
	Muse, Robert	<b>\$9.00</b>
	Nace, Barry	<b>\$160.00</b>
	Nace, Christopher	<b>\$58.33</b>
	Nace, Mather	<b>\$100.00</b>
	Nordwin, Edwin	<b>\$100.00</b>
	Notarius, Joyce	<b>\$37.50</b>
	Olender, Jack	<b>\$208.34</b>
	Pace, Christopher	<b>\$100.00</b>
	Pace, Jonathan	<b>\$100.00</b>
	Parsons, Charles	<b>\$108.34</b>
	Perry, Scott	<b>\$30.00</b>
	Regan , Pat	<b>\$100.00</b>
	Regan, Patrick	<b>\$60.00</b>
	Rhea, Melissa	<b>\$208.34</b>
	Robinson, Sandra	<b>\$50.00</b>
	Robinson, Sanora	<b>\$100.00</b>
	Russo, Christopher	<b>\$37.50</b>
	Saulter, Ben	<b>\$100.00</b>
	Scheel , Murray	<b>\$100.00</b>
	Schultz, Daniel	<b>\$37.50</b>
	Schwartz, Gerald	<b>\$37.50</b>
	Sellinger, John	<b>\$37.50</b>
	Seymour , Rick	<b>\$100.00</b>
	Sherman, Ira	<b>\$37.50</b>
	Siegel, Allan	<b>\$108.34</b>
	Silber, Richard	<b>\$25.00</b>
	Simeone , Tom	<b>\$100.00</b>
Skalet, Steve	<b>\$100.00</b>	
Somer , Rob	<b>\$100.00</b>	

**DISCLAIMER:** The information presented in the 2011 Biennial Report was taken directly from reports of receipts and expenditures filed by the candidates and political committees; afterward formatted into the applicable graphs and charts.



Individual	Sonntag, Scott	\$100.00
	Sonntag, W	\$108.34
	Sparks, Douglas	\$37.50
	Spitz, Jerry	\$37.50
	Stevens , Douglas	\$100.00
	Taglieri, James	\$108.34
	Tedorf , Ted	\$100.00
	Tompkins, Sharon	\$25.00
	Trombly, Kennth	\$37.50
	Turner, James	\$37.50
	Tycko, Jonathan	\$100.00
	Weiss, Jay	\$100.00
	Wells, Gregory	\$100.00
	Welsbum, Steve	\$50.00
	Williams, Harvey	\$100.00
	Wingfield , Jay	\$100.00
	Wingfield, Jay	\$100.00
	Zambri, Salvatore	\$108.34
	Zambri, Sat	\$100.00
	Zork , Leslie	\$100.00
	<b>Total</b>	<b>\$8,898.24</b>
Labor	AAJ-State Account	\$3,563.23
	Ashcraft & Gerel LLP	\$5,000.00
	Bruce Klores & Associates	\$5,000.00
	Cadeaux, Taglieri & Notarus	\$2,500.00
	Chaiken & Sherman P.C	\$5,000.00
	Charles C. Parsons & Associates	\$1,000.00
	Christopher Nace	\$5,000.00
	Cohen & Cohen	\$250.00
	David Haynes	\$750.00
	Fay Kaplan Law PC	\$5,000.00
	Gerald Holtz law offices	\$250.00

**DISCLAIMER:** The information presented in the 2011 Biennial Report was taken directly from reports of receipts and expenditures filed by the candidates and political committees; afterward formatted into the applicable graphs and charts.

Labor	Greenberg & Bederman	\$500.00
	Gregory S. Smith law offices	\$200.00
	Harlow Case	\$500.00
	Jack Olender & Associates	\$5,000.00
	Janet N. Regan	\$5,000.00
	Karen Evans	\$250.00
	Karp Frosh	\$500.00
	Keith Walters	\$300.00
	Ken Annis	\$300.00
	Ken Braunstein	\$250.00
	Ken Trombly	\$400.00
	Lovell R. Olender	\$5,000.00
	Melissa Rhea	\$250.00
	Patricia Fay	\$5,000.00
	Patrick Malone & Assoc	\$2,000.00
	Paulson & Nace	\$5,000.00
	Phil Kessel	\$250.00
	Regan, Zambri & Long, PLLC	\$5,000.00
	Sandra Robinson	\$250.00
	Scott Sonntag (Law Offices)	\$1,000.00
Stein, Mitchell & Mexines	\$5,000.00	
Stephen D. Annand	\$250.00	
The Cochran Firm	\$2,250.00	
TLA-DC	\$9,600.00	
	<b>Total</b>	<b>\$87,363.23</b>
<b>Grand Total</b>		<b>\$161,550.62</b>

**DISCLAIMER:** The information presented in the 2011 Biennial Report was taken directly from reports of receipts and expenditures filed by the candidates and political committees; afterward formatted into the applicable graphs and charts.

D.C. Legal		Detailed Contributions by Donor Type	
Contributor Name	Amount	Date of Receipt	
<b>Association</b>			
ATLA	\$3,593.26	02/02/2009	
ATLA	\$3,485.74	03/03/2009	
ATLA	\$3,612.42	04/01/2009	
ATLA	\$3,436.58	05/01/2009	
ATLA	\$3,715.76	06/02/2009	
ATLA	\$3,524.92	07/02/2009	
TLA DC	\$2,400.00	03/09/2009	
TLA DC	\$5,250.00	03/13/2009	
TLA DC	\$2,400.00	04/21/2009	
TLA DC	\$2,400.00	04/21/2009	
TLA DC	\$2,400.00	05/27/2009	
TLA DC	\$2,400.00	07/09/2009	
TLA DC	\$2,400.00	02/24/2010	
	<b>Subtotal</b>	<b>\$41,018.68</b>	
	<b>Percentage of Total Contributions</b>	<b>25.39%</b>	

D.C. Legal		Detailed Contributions by Donor Type	
Contributor Name	Amount	Date of Receipt	
<b>Corporation</b>			
ATLA	\$3,431.58	03/05/2010	
ATLA	\$3,473.25	04/01/2010	
ATLA	\$3,654.07	05/04/2010	
ATLA	\$3,511.57	06/04/2010	
TLA-DC	\$2,400.00	03/09/2010	
TLA-DC	\$2,400.00	04/22/2010	
TLA-DC	\$2,400.00	05/11/2010	
TLA-DC	\$3,000.00	06/08/2010	
	<b>Subtotal</b>	<b>\$24,270.47</b>	
	<b>Percentage of Total Contributions</b>	<b>15.02%</b>	

**DISCLAIMER:** The information presented in the 2011 Biennial Report was taken directly from reports of receipts and expenditures filed by the candidates and political committees; afterward formatted into the applicable graphs and charts.

Contributor Name	Amount	Date of Receipt
<b>Individual</b>		
Abelson , Mike	\$25.00	04/27/2010
Amell, Laurie	\$108.34	02/02/2010
Amell, Laurie	\$100.00	04/27/2010
Annis, Ken	\$100.00	04/27/2010
Annis, Kenneth	\$37.50	02/02/2010
Avery, Michael	\$100.00	04/27/2010
Bederman, Andrew	\$15.00	02/02/2010
Bertram, Catherine	\$45.00	02/02/2010
Bou , Stephen	\$100.00	04/27/2010
Bou, Ed	\$100.00	04/27/2010
Bou, Lawrence	\$100.00	04/27/2010
Braunstein, Ken	\$100.00	04/27/2010
Braunstein, Kenneth	\$66.66	02/02/2010
Brooks-Rodney, Kim	\$37.50	02/02/2010
Brown, Dan	\$100.00	04/27/2010
Burgy, William	\$200.00	04/27/2010
Cammarata, Joseph	\$37.50	02/02/2010
Cardaro, Thomas	\$30.00	02/02/2010
Cardaro, Tom	\$100.00	04/27/2010
Carpenter , John	\$100.00	04/27/2010
Case, Harlow	\$108.34	02/02/2010
Case, Harlow	\$100.00	04/27/2010
Chapman, Paulette	\$108.34	02/02/2010
Cohen, Wayne	\$60.00	02/02/2010
Condos, Barbara	\$100.00	04/27/2010
Cornoni, Paul	\$30.00	02/02/2010
Correia, Linda	\$37.50	02/02/2010
Donahoe, Keith	\$37.50	02/02/2010
Donahoe, Keith	\$100.00	04/27/2010
Evans, Karen	\$37.50	02/02/2010
Evans, Karen	\$100.00	04/27/2010
Fay, Thomas	\$100.00	02/02/2010
Feldman, Michael	\$37.50	02/02/2010
Fiedler, Marc	\$37.50	02/02/2010
Finkelstein, Joel	\$100.00	04/27/2010
Frantz, David	\$100.00	04/27/2010

**DISCLAIMER:** The information presented in the 2011 Biennial Report was taken directly from reports of receipts and expenditures filed by the candidates and political committees; afterward formatted into the applicable graphs and charts.

Contributor Name	Amount	Date of Receipt
<b>Individual</b>		
Gallant, Michael	\$100.00	04/27/2010
Ginsburg, David	\$50.00	02/02/2010
Gormly, Charles	\$37.50	02/02/2010
Gormly, Charles	\$100.00	04/27/2010
Haynes, David	\$80.00	02/02/2010
Holtz, Gerald	\$50.00	02/02/2010
Jacobs, Carmen	\$100.00	04/27/2010
Johnson, Roger	\$90.00	02/02/2010
Kaminski, Steven	\$30.00	02/02/2010
Kaplan, Annie	\$60.00	02/02/2010
Kaplan, Annie	\$100.00	04/27/2010
Kearney, Frank	\$100.00	04/27/2010
Kearney, Marc	\$100.00	04/27/2010
Kilmaski, James	\$100.00	04/27/2010
Kozma, Daniel	\$37.50	02/02/2010
Lapidus, Lawrence	\$37.50	02/02/2010
Leighton, Adam	\$37.50	02/02/2010
Lightfoot, William	\$108.34	02/02/2010
Long, Victor	\$37.50	02/02/2010
Long, Victor	\$100.00	04/27/2010
Lopatto, John	\$21.67	02/02/2010
Malone, Patrick	\$108.34	02/02/2010
McKnight, Vincent	\$40.00	02/02/2010
Meadows, Ted	\$100.00	04/27/2010
Mitchell, Chris	\$100.00	04/27/2010
Mitchell, Denis	\$45.00	02/02/2010
Mitchell, Glen	\$100.00	04/27/2010
Mitchell, Thomas	\$30.00	02/02/2010
Muse, Robert	\$9.00	02/02/2010
Nace, Barry	\$60.00	02/02/2010
Nace, Barry	\$100.00	04/27/2010
Nace, Christopher	\$58.33	02/02/2010
Nace, Mather	\$100.00	04/27/2010
Nordwin, Edwin	\$100.00	04/27/2010
Notarius, Joyce	\$37.50	02/02/2010
Olender, Jack	\$108.34	02/02/2010

**DISCLAIMER:** The information presented in the 2011 Biennial Report was taken directly from reports of receipts and expenditures filed by the candidates and political committees; afterward formatted into the applicable graphs and charts.

Contributor Name	Amount	Date of Receipt
<b>Individual</b>		
Olender, Jack	\$100.00	04/27/2010
Pace, Christopher	\$100.00	04/27/2010
Pace, Jonathan	\$100.00	04/27/2010
Parsons, Charles	\$108.34	02/02/2010
Perry, Scott	\$30.00	02/02/2010
Regan , Pat	\$100.00	04/27/2010
Regan, Patrick	\$60.00	02/02/2010
Rhea, Melissa	\$108.34	02/02/2010
Rhea, Melissa	\$100.00	04/27/2010
Robinson, Sandra	\$50.00	02/02/2010
Robinson, Sanora	\$100.00	04/27/2010
Russo, Christopher	\$37.50	02/02/2010
Saulter, Ben	\$100.00	04/27/2010
Scheel , Murray	\$100.00	04/27/2010
Schultz, Daniel	\$37.50	02/02/2010
Schwartz, Gerald	\$37.50	02/02/2010
Sellinger, John	\$37.50	02/02/2010
Seymour , Rick	\$100.00	04/27/2010
Sherman, Ira	\$37.50	02/02/2010
Siegel, Allan	\$108.34	02/02/2010
Silber, Richard	\$25.00	02/02/2010
Simeone , Tom	\$100.00	04/27/2010
Skalet, Steve	\$100.00	04/27/2010
Somer , Rob	\$100.00	04/27/2010
Sonntag, Scott	\$100.00	04/27/2010
Sonntag, W	\$108.34	02/02/2010
Sparks, Douglas	\$37.50	02/02/2010
Spitz, Jerry	\$37.50	02/02/2010
Stevens , Douglas	\$100.00	04/27/2010
Taglieri, James	\$108.34	02/02/2010
Tedorf , Ted	\$100.00	04/27/2010
Tompkins, Sharon	\$25.00	02/02/2010
Trombly, Kennth	\$37.50	02/02/2010
Turner, James	\$37.50	02/02/2010
Tycko, Jonathan	\$100.00	04/27/2010
Weiss, Jay	\$100.00	04/27/2010

**DISCLAIMER:** The information presented in the 2011 Biennial Report was taken directly from reports of receipts and expenditures filed by the candidates and political committees; afterward formatted into the applicable graphs and charts.

Contributor Name	Amount	Date of Receipt
<b>Individual</b>		
Wells, Gregory	\$100.00	04/27/2010
Welsbum, Steve	\$50.00	04/27/2010
Williams, Harvey	\$100.00	04/27/2010
Wingfield , Jay	\$100.00	04/27/2010
Wingfield, Jay	\$100.00	04/27/2010
Zambri, Salvatore	\$108.34	02/02/2010
Zambri, Sat	\$100.00	04/27/2010
Zork , Leslie	\$100.00	04/27/2010
	<b>Subtotal</b>	
	<b>\$8,898.24</b>	
	<b>Percentage of Total Contributions</b>	
	<b>5.51%</b>	

**DISCLAIMER:** The information presented in the 2011 Biennial Report was taken directly from reports of receipts and expenditures filed by the candidates and political committees; afterward formatted into the applicable graphs and charts.

Contributor Name	Amount	Date of Receipt
<b>Labor</b>		
AAJ-State Account	\$3,563.23	08/13/2010
Ashcraft & Gerel LLP	\$5,000.00	09/03/2010
Bruce Klores & Associates	\$5,000.00	09/07/2010
Cadeaux, Taglieri & Notarus	\$2,500.00	09/07/2010
Chaiken & Sherman P.C	\$5,000.00	09/03/2010
Charles C. Parsons & Associates	\$1,000.00	09/03/2010
Christopher Nace	\$5,000.00	09/03/2010
Cohen & Cohen	\$250.00	09/07/2010
David Haynes	\$750.00	09/16/2010
Fay Kaplan Law PC	\$5,000.00	09/03/2010
Gerald Holtz law offices	\$250.00	09/03/2010
Greenberg & Bederman	\$500.00	09/07/2010
Gregory S. Smith law offices	\$200.00	09/03/2010
Harlow Case	\$500.00	09/03/2010
Jack Olender & Associates	\$5,000.00	09/03/2010
Janet N. Regan	\$5,000.00	09/03/2010
Karen Evans	\$250.00	09/03/2010
Karp Frosh	\$500.00	09/16/2010
Keith Walters	\$300.00	09/03/2010
Ken Annis	\$300.00	09/07/2010
Ken Braunstein	\$250.00	09/16/2010
Ken Trombly	\$400.00	09/13/2010
Lovell R. Olender	\$5,000.00	09/03/2010
Melissa Rhea	\$250.00	09/03/2010
Patricia Fay	\$5,000.00	09/03/2010
Patrick Malone & Assoc	\$2,000.00	09/03/2010
Paulson & Nace	\$5,000.00	09/03/2010
Phil Kessel	\$250.00	09/16/2010
Regan, Zambri & Long, PLLC	\$5,000.00	09/03/2010
Sandra Robinson	\$250.00	09/16/2010
Scott Sonntag (Law Offices)	\$1,000.00	09/07/2010
Stein, Mitchell & Mexines	\$5,000.00	09/07/2010
Stephen D. Annand	\$250.00	09/16/2010
The Cochran Firm	\$2,250.00	09/16/2010
TLA-DC	\$4,800.00	08/11/2010
TLA-DC	\$4,800.00	08/25/2010

**DISCLAIMER:** The information presented in the 2011 Biennial Report was taken directly from reports of receipts and expenditures filed by the candidates and political committees; afterward formatted into the applicable graphs and charts.

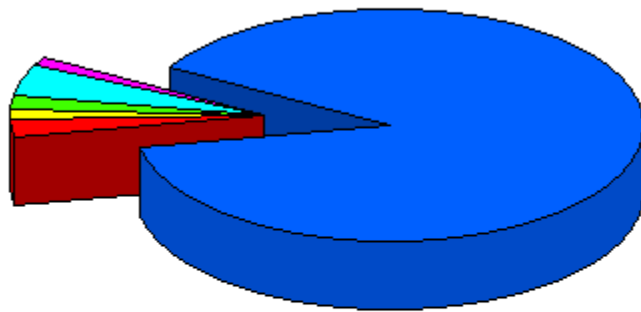


<b>Subtotal</b>	<b>\$87,363.23</b>
<b>Percentage of Total Contributions</b>	<b>54.08%</b>
<b>Total</b>	<b>\$161,550.62</b>

**DISCLAIMER:** The information presented in the 2011 Biennial Report was taken directly from reports of receipts and expenditures filed by the candidates and political committees; afterward formatted into the applicable graphs and charts.

**DC OFFICE OF CAMPAIGN FINANCE**  
**2011 Biennial Report - Political Action Committees**

**Summary of Contributions by Amount for  
D.C. Legal**



Contributions Greater than \$2000	88.6%
Contributions greater or equal to \$1000 but less or equal to \$2000	2.5%
Contributions Greater than or equal to \$500 but less than \$1000	1.4%
Contributions Greater than or equal to \$250 but less than \$500	1.9%
Contributions Greater than or equal to \$100 but less than \$250	4.4%
Contributions Less than \$100	1.2%
<b>Total:</b>	<b>100.0%</b>

Note: This Graph depicts the summary of the contributions dollar amount reported by the D.C. Legal Principal Campaign Committee

The contributions are presented in percentage terms in dollar amount, by the size of the contribution, including contribution greater than \$2000; contributions greater than or equal to \$1000 but less than or equal to \$2000; contributions greater than or equal to \$500 but less than or equal to \$1000; contributions greater than or equal to \$250 but less than or equal to \$500; contributions greater than or equal to \$100 but less than or equal to \$250; and contributions less than \$100.

**DISCLAIMER:** The information presented in the 2011 Biennial Report was taken directly from reports of receipts and expenditures filed by the candidates and political committees; afterward formatted into the applicable graphs and charts.

## Summary of Contributions by Amount for D.C. Legal

Denomination Type	Amount Received
Contributions Greater than \$2000	\$143,202.38
Contributions greater or equal to \$1000 but less or equal to \$2000	\$4,000.00
Contributions greater than or equal to \$500 but less than \$1000	\$2,250.00
Contributions greater than or equal to \$250 but less than \$500	\$3,000.00
Contributions greater than or equal to \$100 but less than \$250	\$7,100.08
Contributions less than \$100	\$1,998.16
<b>Grand Total</b>	<b>\$161,550.62</b>

**DISCLAIMER:** The information presented in the 2011 Biennial Report was taken directly from reports of receipts and expenditures filed by the candidates and political committees; afterward formatted into the applicable graphs and charts.

## Detailed Summary of Contributions by Amount for D.C. Legal

Denomination Type	Name	Received
Contributions Greater than \$2000	AAJ-State Account	\$3,563.23
	Ashcraft & Gerel LLP	\$5,000.00
	ATLA	\$3,593.26
	ATLA	\$3,485.74
	ATLA	\$3,612.42
	ATLA	\$3,436.58
	ATLA	\$3,715.76
	ATLA	\$3,524.92
	ATLA	\$3,431.58
	ATLA	\$3,473.25
	ATLA	\$3,654.07
	ATLA	\$3,511.57
	Bruce Klores & Associates	\$5,000.00
	Cadeaux, Taglieri & Notarus	\$2,500.00
	Chaiken & Sherman P.C	\$5,000.00
	Christopher Nace	\$5,000.00
	Fay Kaplan Law PC	\$5,000.00
	Jack Olender & Associates	\$5,000.00
	Janet N. Regan	\$5,000.00
	Lovell R. Olender	\$5,000.00
	Patricia Fay	\$5,000.00
	Paulson & Nace	\$5,000.00
	Regan, Zambri & Long, PLLC	\$5,000.00
	Stein, Mitchell & Mexines	\$5,000.00
	The Cochran Firm	\$2,250.00
	TLA DC	\$2,400.00
	TLA DC	\$5,250.00
	TLA DC	\$2,400.00
TLA DC	\$2,400.00	

**DISCLAIMER:** The information presented in the 2011 Biennial Report was taken directly from reports of receipts and expenditures filed by the candidates and political committees; afterward formatted into the applicable graphs and charts.

Contributions Greater than \$2000	TLA DC	<b>\$2,400.00</b>
	TLA DC	<b>\$2,400.00</b>
	TLA DC	<b>\$2,400.00</b>
	TLA-DC	<b>\$2,400.00</b>
	TLA-DC	<b>\$2,400.00</b>
	TLA-DC	<b>\$2,400.00</b>
	TLA-DC	<b>\$3,000.00</b>
	TLA-DC	<b>\$4,800.00</b>
	TLA-DC	<b>\$4,800.00</b>
	Total	<b>\$143,202.38</b>
Contributions greater or equal to \$1000 but less or equal to \$2000	Charles C. Parsons & Associates	<b>\$1,000.00</b>
	Patrick Malone & Assoc	<b>\$2,000.00</b>
	Scott Sonntag (Law Offices)	<b>\$1,000.00</b>
	Total	<b>\$4,000.00</b>
Contributions greater than or equal to \$500 but less than \$1000	David Haynes	<b>\$750.00</b>
	Greenberg & Bederman	<b>\$500.00</b>
	Harlow Case	<b>\$500.00</b>
	Karp Frosh	<b>\$500.00</b>
	Total	<b>\$2,250.00</b>
Contributions greater than or equal to \$250 but less than \$500	Cohen & Cohen	<b>\$250.00</b>
	Gerald Holtz law offices	<b>\$250.00</b>
	Karen Evans	<b>\$250.00</b>
	Keith Walters	<b>\$300.00</b>
	Ken Annis	<b>\$300.00</b>
	Ken Braunstein	<b>\$250.00</b>
	Ken Trombly	<b>\$400.00</b>
	Melissa Rhea	<b>\$250.00</b>
	Phil Kessel	<b>\$250.00</b>
	Sandra Robinson	<b>\$250.00</b>
	Stephen D. Annand	<b>\$250.00</b>
	Total	<b>\$3,000.00</b>
Contributions greater than or equal to \$100 but le	Amell, Laurie	<b>\$108.34</b>

**DISCLAIMER:** The information presented in the 2011 Biennial Report was taken directly from reports of receipts and expenditures filed by the candidates and political committees; afterward formatted into the applicable graphs and charts.

Contributions greater than or equal to \$100 but less than \$250	Amell, Laurie	<b>\$100.00</b>
	Annis, Ken	<b>\$100.00</b>
	Avery, Michael	<b>\$100.00</b>
	Bou , Stephen	<b>\$100.00</b>
	Bou, Ed	<b>\$100.00</b>
	Bou, Lawrence	<b>\$100.00</b>
	Braunstein, Ken	<b>\$100.00</b>
	Brown, Dan	<b>\$100.00</b>
	Burgy, William	<b>\$200.00</b>
	Cardaro, Tom	<b>\$100.00</b>
	Carpenter , John	<b>\$100.00</b>
	Case, Harlow	<b>\$108.34</b>
	Case, Harlow	<b>\$100.00</b>
	Chapman, Paulette	<b>\$108.34</b>
	Condos, Barbara	<b>\$100.00</b>
	Donahuae, Keith	<b>\$100.00</b>
	Evans, Karen	<b>\$100.00</b>
	Fay, Thomas	<b>\$100.00</b>
	Finkelstein, Joel	<b>\$100.00</b>
	Frantz, David	<b>\$100.00</b>
	Gallant, Michael	<b>\$100.00</b>
	Gormly, Charles	<b>\$100.00</b>
	Gregory S. Smith law offices	<b>\$200.00</b>
	Jacobs, Carmen	<b>\$100.00</b>
	Kaplan, Annie	<b>\$100.00</b>
	Kearney, Frank	<b>\$100.00</b>
	Kearney, Marc	<b>\$100.00</b>
	Kilmaski, James	<b>\$100.00</b>
	Lightfoot, William	<b>\$108.34</b>
	Long, Victor	<b>\$100.00</b>
Malone, Patrick	<b>\$108.34</b>	
Meadows, Ted	<b>\$100.00</b>	

**DISCLAIMER:** The information presented in the 2011 Biennial Report was taken directly from reports of receipts and expenditures filed by the candidates and political committees; afterward formatted into the applicable graphs and charts.

Contributions greater than or equal to \$100 but less than \$250	Mitchell, Chris	<b>\$100.00</b>
	Mitchell, Glen	<b>\$100.00</b>
	Nace, Barry	<b>\$100.00</b>
	Nace, Mather	<b>\$100.00</b>
	Nordwin, Edwin	<b>\$100.00</b>
	Olender, Jack	<b>\$108.34</b>
	Olender, Jack	<b>\$100.00</b>
	Pace, Christopher	<b>\$100.00</b>
	Pace, Jonathan	<b>\$100.00</b>
	Parsons, Charles	<b>\$108.34</b>
	Regan , Pat	<b>\$100.00</b>
	Rhea, Melissa	<b>\$108.34</b>
	Rhea, Melissa	<b>\$100.00</b>
	Robinson, Sanora	<b>\$100.00</b>
	Saulter, Ben	<b>\$100.00</b>
	Scheel , Murray	<b>\$100.00</b>
	Seymour , Rick	<b>\$100.00</b>
	Siegel, Allan	<b>\$108.34</b>
	Simeone , Tom	<b>\$100.00</b>
	Skalet, Steve	<b>\$100.00</b>
	Somer , Rob	<b>\$100.00</b>
	Sonntag, Scott	<b>\$100.00</b>
	Sonntag, W	<b>\$108.34</b>
	Stevens , Douglas	<b>\$100.00</b>
	Taglieri, James	<b>\$108.34</b>
	Tedorf , Ted	<b>\$100.00</b>
	Tycko, Jonathan	<b>\$100.00</b>
	Weiss, Jay	<b>\$100.00</b>
Wells, Gregory	<b>\$100.00</b>	
Williams, Harvey	<b>\$100.00</b>	
Wingfield , Jay	<b>\$100.00</b>	
Wingfield, Jay	<b>\$100.00</b>	

**DISCLAIMER:** The information presented in the 2011 Biennial Report was taken directly from reports of receipts and expenditures filed by the candidates and political committees; afterward formatted into the applicable graphs and charts.

Contributions greater than or equal to \$100 but less than \$250	Zambri, Salvatore	<b>\$108.34</b>
	Zambri, Sat	<b>\$100.00</b>
	Zork , Leslie	<b>\$100.00</b>
	Total	<b>\$7,100.08</b>
Contributions less than \$100	Abelson , Mike	<b>\$25.00</b>
	Annis, Kenneth	<b>\$37.50</b>
	Bederman, Andrew	<b>\$15.00</b>
	Bertram, Catherine	<b>\$45.00</b>
	Braunstein, Kenneth	<b>\$66.66</b>
	Brooks-Rodney, Kim	<b>\$37.50</b>
	Cammarata, Joseph	<b>\$37.50</b>
	Cardaro, Thomas	<b>\$30.00</b>
	Cohen, Wayne	<b>\$60.00</b>
	Cornoni, Paul	<b>\$30.00</b>
	Correia, Linda	<b>\$37.50</b>
	Donahoe, Keith	<b>\$37.50</b>
	Evans, Karen	<b>\$37.50</b>
	Feldman, Michael	<b>\$37.50</b>
	Fiedler, Marc	<b>\$37.50</b>
	Ginsburg, David	<b>\$50.00</b>
	Gormly, Charles	<b>\$37.50</b>
	Haynes, David	<b>\$80.00</b>
	Holtz, Gerald	<b>\$50.00</b>
	Johnson, Roger	<b>\$90.00</b>
	Kaminski, Steven	<b>\$30.00</b>
	Kaplan, Annie	<b>\$60.00</b>
	Kozma, Daniel	<b>\$37.50</b>
	Lapidus, Lawrence	<b>\$37.50</b>
Leighton, Adam	<b>\$37.50</b>	
Long, Victor	<b>\$37.50</b>	
Lopatto, John	<b>\$21.67</b>	
McKnight, Vincent	<b>\$40.00</b>	

**DISCLAIMER:** The information presented in the 2011 Biennial Report was taken directly from reports of receipts and expenditures filed by the candidates and political committees; afterward formatted into the applicable graphs and charts.



Contributions less than \$100	Mitchell, Denis	<b>\$45.00</b>
	Mitchell, Thomas	<b>\$30.00</b>
	Muse, Robert	<b>\$9.00</b>
	Nace, Barry	<b>\$60.00</b>
	Nace, Christopher	<b>\$58.33</b>
	Notarius, Joyce	<b>\$37.50</b>
	Perry, Scott	<b>\$30.00</b>
	Regan, Patrick	<b>\$60.00</b>
	Robinson, Sandra	<b>\$50.00</b>
	Russo, Christopher	<b>\$37.50</b>
	Schultz, Daniel	<b>\$37.50</b>
	Schwartz, Gerald	<b>\$37.50</b>
	Sellinger, John	<b>\$37.50</b>
	Sherman, Ira	<b>\$37.50</b>
	Silber, Richard	<b>\$25.00</b>
	Sparks, Douglas	<b>\$37.50</b>
	Spitz, Jerry	<b>\$37.50</b>
	Tompkins, Sharon	<b>\$25.00</b>
	Trombly, Kennth	<b>\$37.50</b>
Turner, James	<b>\$37.50</b>	
Welsbum, Steve	<b>\$50.00</b>	
Total	<b>\$1,998.16</b>	
<b>Grand Total</b>		<b>\$161,550.62</b>

**DISCLAIMER:** The information presented in the 2011 Biennial Report was taken directly from reports of receipts and expenditures filed by the candidates and political committees; afterward formatted into the applicable graphs and charts.

Contributor Name	Amount	Type of Contributor	Date of Receipt
------------------	--------	---------------------	-----------------

**Contributions Greater than \$2000**

AAJ-State Account	\$3,563.23	Labor	08/13/2010
Ashcraft & Gerel LLP	\$5,000.00	Labor	09/03/2010
ATLA	\$3,593.26	Association	02/02/2009
ATLA	\$3,485.74	Association	03/03/2009
ATLA	\$3,612.42	Association	04/01/2009
ATLA	\$3,436.58	Association	05/01/2009
ATLA	\$3,715.76	Association	06/02/2009
ATLA	\$3,524.92	Association	07/02/2009
ATLA	\$3,431.58	Corporation	03/05/2010
ATLA	\$3,473.25	Corporation	04/01/2010
ATLA	\$3,654.07	Corporation	05/04/2010
ATLA	\$3,511.57	Corporation	06/04/2010
Bruce Klores & Associates	\$5,000.00	Labor	09/07/2010
Cadeaux, Taglieri & Notarus	\$2,500.00	Labor	09/07/2010
Chaiken & Sherman P.C	\$5,000.00	Labor	09/03/2010
Christopher Nace	\$5,000.00	Labor	09/03/2010
Fay Kaplan Law PC	\$5,000.00	Labor	09/03/2010
Jack Olender & Associates	\$5,000.00	Labor	09/03/2010
Janet N. Regan	\$5,000.00	Labor	09/03/2010
Lovell R. Olender	\$5,000.00	Labor	09/03/2010
Patricia Fay	\$5,000.00	Labor	09/03/2010
Paulson & Nace	\$5,000.00	Labor	09/03/2010
Regan, Zambri & Long, PLLC	\$5,000.00	Labor	09/03/2010
Stein, Mitchell & Mexines	\$5,000.00	Labor	09/07/2010
The Cochran Firm	\$2,250.00	Labor	09/16/2010
TLA DC	\$2,400.00	Association	03/09/2009
TLA DC	\$5,250.00	Association	03/13/2009
TLA DC	\$2,400.00	Association	04/21/2009
TLA DC	\$2,400.00	Association	04/21/2009
TLA DC	\$2,400.00	Association	05/27/2009
TLA DC	\$2,400.00	Association	07/09/2009
TLA DC	\$2,400.00	Association	02/24/2010
TLA-DC	\$2,400.00	Corporation	03/09/2010
TLA-DC	\$2,400.00	Corporation	04/22/2010

**DISCLAIMER:** The information presented in the 2011 Biennial Report was taken directly from reports of receipts and expenditures filed by the candidates and political committees; afterward formatted into the applicable graphs and charts.

<b>D.C. Legal</b>	<b>Detailed Contributions by Amount</b>
-------------------	---

<b>Contributor Name</b>	<b>Amount</b>	<b>Type of Contributor</b>	<b>Date of Receipt</b>
-------------------------	---------------	----------------------------	------------------------

**Contributions Greater than \$2000**

TLA-DC	\$2,400.00	Corporation	05/11/2010
TLA-DC	\$3,000.00	Corporation	06/08/2010
TLA-DC	\$4,800.00	Labor	08/11/2010
TLA-DC	\$4,800.00	Labor	08/25/2010

**Subtotal** **\$143,202.38**

**Percentage of Total Contributions** **88.64%**

<b>D.C. Legal</b>	<b>Detailed Contributions by Amount</b>
-------------------	---

<b>Contributor Name</b>	<b>Amount</b>	<b>Type of Contributor</b>	<b>Date of Receipt</b>
-------------------------	---------------	----------------------------	------------------------

**Contributions greater or equal to \$1000 but less or equal to \$2000**

Charles C. Parsons & Associates	\$1,000.00	Labor	09/03/2010
Patrick Malone & Assoc	\$2,000.00	Labor	09/03/2010
Scott Sonntag (Law Offices)	\$1,000.00	Labor	09/07/2010

**Subtotal** **\$4,000.00**

**Percentage of Total Contributions** **2.48%**

<b>D.C. Legal</b>	<b>Detailed Contributions by Amount</b>
-------------------	---

<b>Contributor Name</b>	<b>Amount</b>	<b>Type of Contributor</b>	<b>Date of Receipt</b>
-------------------------	---------------	----------------------------	------------------------

**Contributions Greater than or equal to \$500 but less than \$1000**

David Haynes	\$750.00	Labor	09/16/2010
Greenberg & Bederman	\$500.00	Labor	09/07/2010
Harlow Case	\$500.00	Labor	09/03/2010
Karp Frosh	\$500.00	Labor	09/16/2010

**Subtotal** **\$2,250.00**

**Percentage of Total Contributions** **1.39%**

**DISCLAIMER:** The information presented in the 2011 Biennial Report was taken directly from reports of receipts and expenditures filed by the candidates and political committees; afterward formatted into the applicable graphs and charts.

Contributor Name	Amount	Type of Contributor	Date of Receipt
------------------	--------	---------------------	-----------------

**Contributions Greater than or equal to \$250 but less than \$500**

Cohen & Cohen	\$250.00	Labor	09/07/2010
Gerald Holtz law offices	\$250.00	Labor	09/03/2010
Karen Evans	\$250.00	Labor	09/03/2010
Keith Walters	\$300.00	Labor	09/03/2010
Ken Annis	\$300.00	Labor	09/07/2010
Ken Braunstein	\$250.00	Labor	09/16/2010
Ken Trombly	\$400.00	Labor	09/13/2010
Melissa Rhea	\$250.00	Labor	09/03/2010
Phil Kessel	\$250.00	Labor	09/16/2010
Sandra Robinson	\$250.00	Labor	09/16/2010
Stephen D. Annand	\$250.00	Labor	09/16/2010

**Subtotal**

**\$3,000.00**

**Percentage of Total Contributions**

**1.86%**

**DISCLAIMER:** The information presented in the 2011 Biennial Report was taken directly from reports of receipts and expenditures filed by the candidates and political committees; afterward formatted into the applicable graphs and charts.

Contributor Name	Amount	Type of Contributor	Date of Receipt
------------------	--------	---------------------	-----------------

### Contributions Greater than or equal to \$100 but less than \$250

Amell, Laurie	\$108.34	Individual	02/02/2010
Amell, Laurie	\$100.00	Individual	04/27/2010
Annis, Ken	\$100.00	Individual	04/27/2010
Avery, Michael	\$100.00	Individual	04/27/2010
Bou , Stephen	\$100.00	Individual	04/27/2010
Bou, Ed	\$100.00	Individual	04/27/2010
Bou, Lawrence	\$100.00	Individual	04/27/2010
Braunstein, Ken	\$100.00	Individual	04/27/2010
Brown, Dan	\$100.00	Individual	04/27/2010
Burgy, William	\$200.00	Individual	04/27/2010
Cardaro, Tom	\$100.00	Individual	04/27/2010
Carpenter , John	\$100.00	Individual	04/27/2010
Case, Harlow	\$108.34	Individual	02/02/2010
Case, Harlow	\$100.00	Individual	04/27/2010
Chapman, Paulette	\$108.34	Individual	02/02/2010
Condos, Barbara	\$100.00	Individual	04/27/2010
Donahoe, Keith	\$100.00	Individual	04/27/2010
Evans, Karen	\$100.00	Individual	04/27/2010
Fay, Thomas	\$100.00	Individual	02/02/2010
Finkelstein, Joel	\$100.00	Individual	04/27/2010
Frantz, David	\$100.00	Individual	04/27/2010
Gallant, Michael	\$100.00	Individual	04/27/2010
Gormly, Charles	\$100.00	Individual	04/27/2010
Gregory S. Smith law offices	\$200.00	Labor	09/03/2010
Jacobs, Carmen	\$100.00	Individual	04/27/2010
Kaplan, Annie	\$100.00	Individual	04/27/2010
Kearney, Frank	\$100.00	Individual	04/27/2010
Kearney, Marc	\$100.00	Individual	04/27/2010
Kilmaski, James	\$100.00	Individual	04/27/2010
Lightfoot, William	\$108.34	Individual	02/02/2010
Long, Victor	\$100.00	Individual	04/27/2010
Malone, Patrick	\$108.34	Individual	02/02/2010
Meadows, Ted	\$100.00	Individual	04/27/2010
Mitchell, Chris	\$100.00	Individual	04/27/2010

**DISCLAIMER:** The information presented in the 2011 Biennial Report was taken directly from reports of receipts and expenditures filed by the candidates and political committees; afterward formatted into the applicable graphs and charts.

Contributor Name	Amount	Type of Contributor	Date of Receipt
------------------	--------	---------------------	-----------------

### Contributions Greater than or equal to \$100 but less than \$250

Mitchell, Glen	\$100.00	Individual	04/27/2010
Nace, Barry	\$100.00	Individual	04/27/2010
Nace, Mather	\$100.00	Individual	04/27/2010
Nordwin, Edwin	\$100.00	Individual	04/27/2010
Olender, Jack	\$108.34	Individual	02/02/2010
Olender, Jack	\$100.00	Individual	04/27/2010
Pace, Christopher	\$100.00	Individual	04/27/2010
Pace, Jonathan	\$100.00	Individual	04/27/2010
Parsons, Charles	\$108.34	Individual	02/02/2010
Regan , Pat	\$100.00	Individual	04/27/2010
Rhea, Melissa	\$108.34	Individual	02/02/2010
Rhea, Melissa	\$100.00	Individual	04/27/2010
Robinson, Sanora	\$100.00	Individual	04/27/2010
Saulter, Ben	\$100.00	Individual	04/27/2010
Scheel , Murray	\$100.00	Individual	04/27/2010
Seymour , Rick	\$100.00	Individual	04/27/2010
Siegel, Allan	\$108.34	Individual	02/02/2010
Simeone , Tom	\$100.00	Individual	04/27/2010
Skalet, Steve	\$100.00	Individual	04/27/2010
Somer , Rob	\$100.00	Individual	04/27/2010
Sonntag, Scott	\$100.00	Individual	04/27/2010
Sonntag, W	\$108.34	Individual	02/02/2010
Stevens , Douglas	\$100.00	Individual	04/27/2010
Taglieri, James	\$108.34	Individual	02/02/2010
Tedorf , Ted	\$100.00	Individual	04/27/2010
Tycko, Jonathan	\$100.00	Individual	04/27/2010
Weiss, Jay	\$100.00	Individual	04/27/2010
Wells, Gregory	\$100.00	Individual	04/27/2010
Williams, Harvey	\$100.00	Individual	04/27/2010
Wingfield , Jay	\$100.00	Individual	04/27/2010
Wingfield, Jay	\$100.00	Individual	04/27/2010
Zambri, Salvatore	\$108.34	Individual	02/02/2010
Zambri, Sat	\$100.00	Individual	04/27/2010
Zork , Leslie	\$100.00	Individual	04/27/2010

**DISCLAIMER:** The information presented in the 2011 Biennial Report was taken directly from reports of receipts and expenditures filed by the candidates and political committees; afterward formatted into the applicable graphs and charts.

<b>Subtotal</b>	<b>\$7,100.08</b>
<b>Percentage of Total Contributions</b>	<b>4.39%</b>

**DISCLAIMER:** The information presented in the 2011 Biennial Report was taken directly from reports of receipts and expenditures filed by the candidates and political committees; afterward formatted into the applicable graphs and charts.

Contributor Name	Amount	Type of Contributor	Date of Receipt
------------------	--------	---------------------	-----------------

**Contributions Less than \$100**

Abelson , Mike	\$25.00	Individual	04/27/2010
Annis, Kenneth	\$37.50	Individual	02/02/2010
Bederman, Andrew	\$15.00	Individual	02/02/2010
Bertram, Catherine	\$45.00	Individual	02/02/2010
Braunstein, Kenneth	\$66.66	Individual	02/02/2010
Brooks-Rodney, Kim	\$37.50	Individual	02/02/2010
Cammarata, Joseph	\$37.50	Individual	02/02/2010
Cardaro, Thomas	\$30.00	Individual	02/02/2010
Cohen, Wayne	\$60.00	Individual	02/02/2010
Cornoni, Paul	\$30.00	Individual	02/02/2010
Correia, Linda	\$37.50	Individual	02/02/2010
Donahoe, Keith	\$37.50	Individual	02/02/2010
Evans, Karen	\$37.50	Individual	02/02/2010
Feldman, Michael	\$37.50	Individual	02/02/2010
Fiedler, Marc	\$37.50	Individual	02/02/2010
Ginsburg, David	\$50.00	Individual	02/02/2010
Gormly, Charles	\$37.50	Individual	02/02/2010
Haynes, David	\$80.00	Individual	02/02/2010
Holtz, Gerald	\$50.00	Individual	02/02/2010
Johnson, Roger	\$90.00	Individual	02/02/2010
Kaminski, Steven	\$30.00	Individual	02/02/2010
Kaplan, Annie	\$60.00	Individual	02/02/2010
Kozma, Daniel	\$37.50	Individual	02/02/2010
Lapidus, Lawrence	\$37.50	Individual	02/02/2010
Leighton, Adam	\$37.50	Individual	02/02/2010
Long, Victor	\$37.50	Individual	02/02/2010
Lopatto, John	\$21.67	Individual	02/02/2010
McKnight, Vincent	\$40.00	Individual	02/02/2010
Mitchell, Denis	\$45.00	Individual	02/02/2010
Mitchell, Thomas	\$30.00	Individual	02/02/2010
Muse, Robert	\$9.00	Individual	02/02/2010
Nace, Barry	\$60.00	Individual	02/02/2010
Nace, Christopher	\$58.33	Individual	02/02/2010
Notarius, Joyce	\$37.50	Individual	02/02/2010

**DISCLAIMER:** The information presented in the 2011 Biennial Report was taken directly from reports of receipts and expenditures filed by the candidates and political committees; afterward formatted into the applicable graphs and charts.



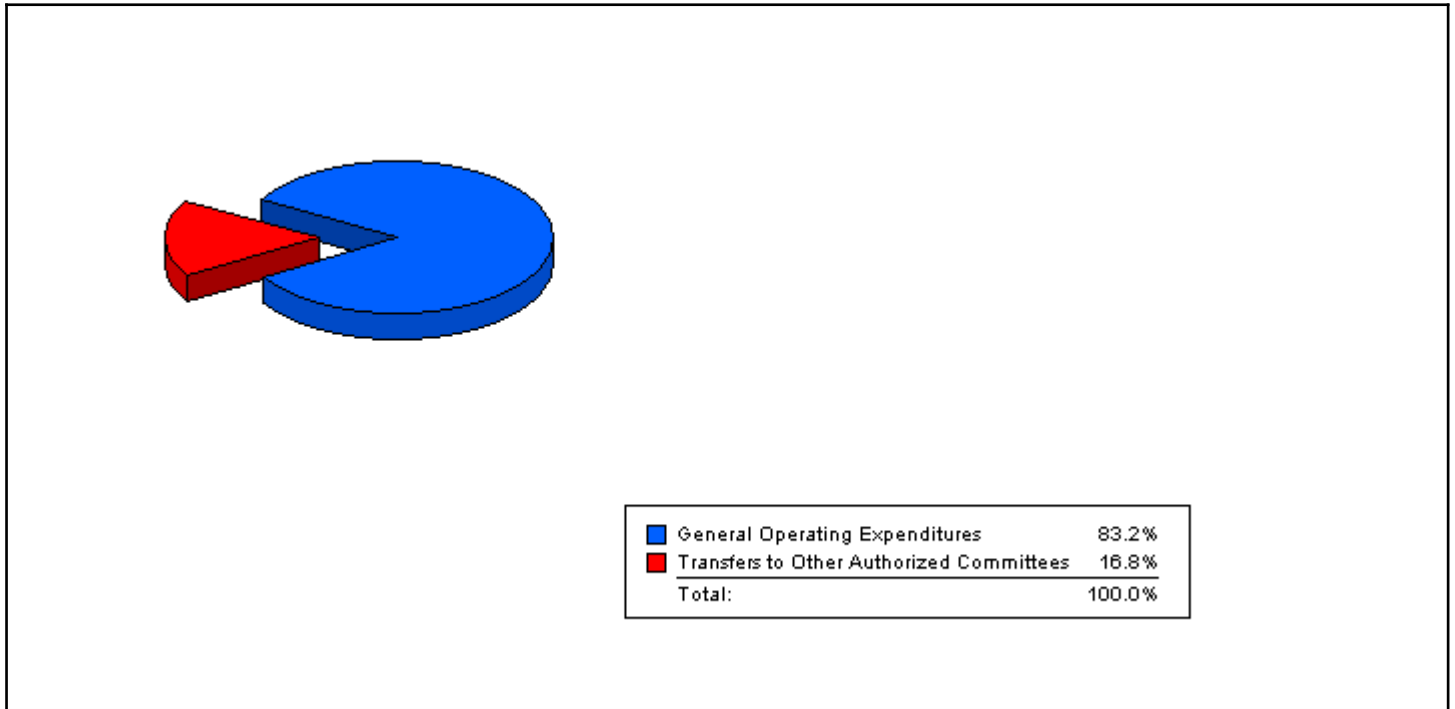
Contributor Name	Amount	Type of Contributor	Date of Receipt
<b>Contributions Less than \$100</b>			
Perry, Scott	\$30.00	Individual	02/02/2010
Regan, Patrick	\$60.00	Individual	02/02/2010
Robinson, Sandra	\$50.00	Individual	02/02/2010
Russo, Christopher	\$37.50	Individual	02/02/2010
Schultz, Daniel	\$37.50	Individual	02/02/2010
Schwartz, Gerald	\$37.50	Individual	02/02/2010
Sellinger, John	\$37.50	Individual	02/02/2010
Sherman, Ira	\$37.50	Individual	02/02/2010
Silber, Richard	\$25.00	Individual	02/02/2010
Sparks, Douglas	\$37.50	Individual	02/02/2010
Spitz, Jerry	\$37.50	Individual	02/02/2010
Tompkins, Sharon	\$25.00	Individual	02/02/2010
Trombly, Kenneth	\$37.50	Individual	02/02/2010
Turner, James	\$37.50	Individual	02/02/2010
Welsburn, Steve	\$50.00	Individual	04/27/2010
	<b>Subtotal</b>		
			<b>\$1,998.16</b>
	<b>Percentage of Total Contributions</b>		
			<b>1.24%</b>
	<b>Total</b>		
			<b>\$161,550.62</b>

**DISCLAIMER:** The information presented in the 2011 Biennial Report was taken directly from reports of receipts and expenditures filed by the candidates and political committees; afterward formatted into the applicable graphs and charts.

# DC OFFICE OF CAMPAIGN FINANCE

## 2011 Biennial Report - Political Action Committees

### Summary of Expenditures by Purpose for D.C. Pol. Act. Candidate Election (PACE)



Note: This Graph depicts the summary of the expenditures by purpose reported by D.C. Pol. Act. Candidate Election (PACE).

The expenditures are presented in percentage terms by General Operating Expenditures, Transfers to Other Authorized Political Committees, Loan Repayments, Refunds of Contributions, Other Expenditures, and Offsets to Receipts

- General Operating Expenditures may include each expenditure made for Accounting Services, Advertising, Bank Fees, Campaign Events/Fund Raising, Campaign Materials and Supplies, Candidate Loan Re-payment, Catering/Refreshments, Computer Supplies/Equipment, Consulting Services, Equipment Purchases/Rental, In-Kind, Office Maintenance, Office Rental, Office Supplies/Furniture, Other Loan Repayment, Petty Cash, Polling/Mailing Lists, Postage/Shipping/Courier Rates, Printing/Copying, Salary/Stipend, Telephone/Communication, Trash/Poster Removal, Travel/Vehicle Expense, Utility Expense, and other Expenses.
- Transfers to other Authorized Political Committees.
- Loan Repayments.
- Refunds of Contributions may include each contribution Refund to Individuals, Organizations, Political Party Committees, and other Political Committees (PACs).
- Other Expenditures may include all expenditures other than the afore-mentioned, which may include Independent Expenditures made by persons expressly advocating the election or defeat of a clearly identified candidate, which are made without cooperation or consultation with any candidate and/or authorized committee and/or agent of the candidate; Donations to Charities, Churches, Political Committees, Scholarship and Statehood Funds; Payments to the Internal Revenue Service and for Fines; and Tickets to Events.
- Offsets to Receipts may include Refunds, Rebates, Returned Checks, Non-Sufficient Fund Fees, and other Offsets to Operating Expenditures.

**DISCLAIMER:** The information presented in the 2011 Biennial Report was taken directly from reports of receipts and expenditures filed by the candidates and political committees; afterward formatted into the applicable graphs and charts.

**Summary of Expenditures by Purpose for  
D.C. Pol. Act. Candidate Election (PACE)**

<b>Purpose</b>	<b>Total Expenditure</b>
General Operating Expenditures	<b>\$12,368.17</b>
Transfers to Other Authorized Committees	<b>\$2,500.00</b>
<b>Grand Total</b>	<b>\$14,868.17</b>

**DISCLAIMER:** The information presented in the 2011 Biennial Report was taken directly from reports of receipts and expenditures filed by the candidates and political committees; afterward formatted into the applicable graphs and charts.

## General Operating Expenditures

Purpose	Total Expenditures
Catering/Refreshments	\$11,100.27
Consultant/Salary/Stipend	\$1,267.90
<b>Total</b>	<b>\$12,368.17</b>

**DISCLAIMER:** The information presented in the 2011 Biennial Report was taken directly from reports of receipts and expenditures filed by the candidates and political committees; afterward formatted into the applicable graphs and charts.

**Detailed Summary of Expenditures by Purpose for  
D.C. Pol. Act. Candidate Election (PACE)  
General Operating Expenditures**

<b>Purpose</b>	<b>Payee</b>	<b>Amount Spent</b>
Catering/Refreshments	Goodie Delicatessen	<b>\$1,700.28</b>
	Goodies Deli	<b>\$149.00</b>
	Metro Chapter, NASW	<b>\$408.95</b>
	NASW DC Metro	<b>\$305.13</b>
	NASW DC Metro Chapter	<b>\$1,936.91</b>
	Panache Restaurant	<b>\$6,600.00</b>
	<b>Total</b>	<b>\$11,100.27</b>
Consultant/Salary/Stipend	Metro Chapter, NASW	<b>\$635.00</b>
	Metro Washington Chapter, NASW	<b>\$632.90</b>
	<b>Total</b>	<b>\$1,267.90</b>
<b>Grand Total</b>		<b>\$12,368.17</b>

**DISCLAIMER:** The information presented in the 2011 Biennial Report was taken directly from reports of receipts and expenditures filed by the candidates and political committees; afterward formatted into the applicable graphs and charts.

**Detailed Summary of Expenditures by Purpose for  
D.C. Pol. Act. Candidate Election (PACE)  
Transfers to Other Authorized Committees**

<b>Purpose</b>	<b>Payee</b>	<b>Amount Spent</b>
Transfer	Gray for Mayor	<b>\$2,000.00</b>
	Tommy Wells for Ward 6	<b>\$500.00</b>
	<b>Total</b>	<b>\$2,500.00</b>
<b>Grand Total</b>		<b>\$2,500.00</b>

**DISCLAIMER:** The information presented in the 2011 Biennial Report was taken directly from reports of receipts and expenditures filed by the candidates and political committees; afterward formatted into the applicable graphs and charts.

**GENERAL OPERATING EXPENDITURES**

D.C. Pol. Act. Candidate Election (PACE)		Detailed Expenditures by Purpose
Payee Name	Amount of Expenditure	Date of Expenditure
<b>Catering/Refreshments</b>		
Goodie Delicatessen	\$1,700.28	07/21/2009
Goodies Deli	\$149.00	07/09/2010
Metro Chapter, NASW	\$408.95	01/06/2009
NASW DC Metro	\$150.43	06/07/2010
NASW DC Metro	\$154.70	05/15/2010
NASW DC Metro Chapter	\$154.70	06/01/2010
NASW DC Metro Chapter	\$150.43	07/14/2010
NASW DC Metro Chapter	\$1,418.00	06/30/2010
NASW DC Metro Chapter	\$213.78	07/14/2010
Panache Restaurant	\$6,600.00	01/22/2009
<b>Consultant/Salary/Stipend</b>		
Metro Chapter, NASW	\$635.00	01/06/2009
Metro Washington Chapter, NASW	\$632.90	11/03/2009
	<b>Subtotal</b>	<b>\$12,368.17</b>
	<b>Percentage of Total Expenditures</b>	<b>83.19%</b>


**TRANSFERS TO OTHER AUTHORIZED COMMITTEES**

D.C. Pol. Act. Candidate Election (PACE)		Detailed Expenditures by Purpose
Payee Name	Amount of Expenditure	Date of Expenditure
<b>Transfer</b>		
Gray for Mayor	\$2,000.00	07/12/2010
Tommy Wells for Ward 6	\$500.00	09/13/2010
	<b>Subtotal</b>	<b>\$2,500.00</b>
	<b>Percentage of Total Expenditures</b>	<b>16.81%</b>
	<b>Total</b>	<b>\$14,868.17</b>

**DISCLAIMER:** The information presented in the 2011 Biennial Report was taken directly from reports of receipts and expenditures filed by the candidates and political committees; afterward formatted into the applicable graphs and charts.

**DC OFFICE OF CAMPAIGN FINANCE**  
**2011 Biennial Report - Political Action Committees**

**Summary of Contributions by Donor Type for  
D.C. Pol. Act. Candidate Election (PACE)**



Note: This Graph depicts the summary of the contributions by donor categories reported by the D.C. Pol. Act. Candidate Election (PACE) Principal Campaign Committee

The contributions are presented in percentage terms by donor categories, and may include each contribution received from Businesses, Corporations, Corporate Sponsored Political Action Committees, Individuals, Labor Sponsored Political Action Committees, Political Party Committees, Partnerships, and the Candidate. The summary may also note Other Receipts reported, such as Dividends, Interest, Refunds, and Rebates.

**DISCLAIMER:** The information presented in the 2011 Biennial Report was taken directly from reports of receipts and expenditures filed by the candidates and political committees; afterward formatted into the applicable graphs and charts.



**Summary of Contributions by Donor Type for  
D.C. Pol. Act. Candidate Election (PACE)**

<b>Donor Type</b>	<b>Received</b>
Individual	<b>\$28.74</b>
Organization	<b>\$3,772.80</b>
<b>Grand Total</b>	<b>\$3,801.54</b>

**DISCLAIMER:** The information presented in the 2011 Biennial Report was taken directly from reports of receipts and expenditures filed by the candidates and political committees; afterward formatted into the applicable graphs and charts.

**Detailed Summary of Contributions by Donor Type for  
D.C. Pol. Act. Candidate Election (PACE)**

<b>Donor Type</b>	<b>Name</b>	<b>Received</b>
Individual	Rochel, Jenifer	<b>\$14.37</b>
	Ross, Anne	<b>\$14.37</b>
	<b>Total</b>	<b>\$28.74</b>
Organization	NASW PACE	<b>\$2,514.60</b>
	National Association of Social Workers PACE	<b>\$1,258.20</b>
	<b>Total</b>	<b>\$3,772.80</b>
<b>Grand Total</b>		<b>\$3,801.54</b>

**DISCLAIMER:** The information presented in the 2011 Biennial Report was taken directly from reports of receipts and expenditures filed by the candidates and political committees; afterward formatted into the applicable graphs and charts.

<b>D.C. Pol. Act. Candidate Election (PACE)</b>	<b>Detailed Contributions by Donor Type</b>
---	---

<b>Contributor Name</b>	<b>Amount</b>	<b>Date of Receipt</b>
-------------------------	---------------	------------------------

**Individual**

Rochel, Jenifer	\$14.37	01/22/2009
Ross, Anne	\$14.37	01/22/2009

<b>Subtotal</b>	<b>\$28.74</b>	
-----------------	----------------	--

<b>Percentage of Total Contributions</b>	<b>0.76%</b>	
--	--------------	--

<b>D.C. Pol. Act. Candidate Election (PACE)</b>	<b>Detailed Contributions by Donor Type</b>
---	---

<b>Contributor Name</b>	<b>Amount</b>	<b>Date of Receipt</b>
-------------------------	---------------	------------------------

**Organization**

NASW PACE	\$1,256.40	09/14/2009
NASW PACE	\$1,258.20	03/25/2010
National Association of Social Workers PACE	\$1,258.20	03/24/2010

<b>Subtotal</b>	<b>\$3,772.80</b>	
-----------------	-------------------	--

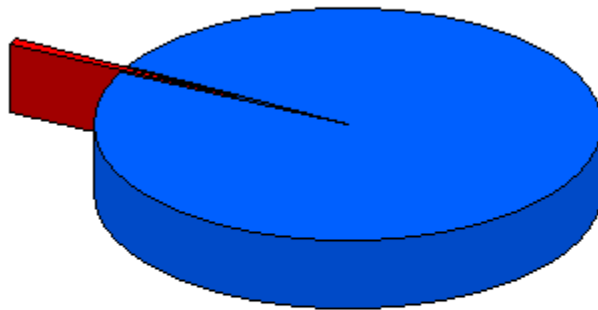
<b>Percentage of Total Contributions</b>	<b>99.24%</b>	
--	---------------	--

<b>Total</b>	<b>\$3,801.54</b>	
--------------	-------------------	--

**DISCLAIMER:** The information presented in the 2011 Biennial Report was taken directly from reports of receipts and expenditures filed by the candidates and political committees; afterward formatted into the applicable graphs and charts.

**DC OFFICE OF CAMPAIGN FINANCE**  
**2011 Biennial Report - Political Action Committees**

**Summary of Contributions by Amount for  
D.C. Pol. Act. Candidate Election (PACE)**



Contributions greater or equal to \$1000 but less or equal to \$2000	99.2%
Contributions Less than \$100	0.8%
Total:	100.0%

Note: This Graph depicts the summary of the contributions dollar amount reported by the D.C. Pol. Act. Candidate Election (PACE) Principal Campaign Committee

The contributions are presented in percentage terms in dollar amount, by the size of the contribution, including contribution greater than \$2000; contributions greater than or equal to \$1000 but less than or equal to \$2000; contributions greater than or equal to \$500 but less than or equal to \$1000; contributions greater than or equal to \$250 but less than or equal to \$500; contributions greater than or equal to \$100 but less than or equal to \$250; and contributions less than \$100.

**DISCLAIMER:** The information presented in the 2011 Biennial Report was taken directly from reports of receipts and expenditures filed by the candidates and political committees; afterward formatted into the applicable graphs and charts.

**Summary of Contributions by Amount for  
D.C. Pol. Act. Candidate Election (PACE)**

<b>Denomination Type</b>	<b>Amount Received</b>
Contributions greater or equal to \$1000 but less or equal to \$2000	<b>\$3,772.80</b>
Contributions less than \$100	<b>\$28.74</b>
<b>Grand Total</b>	<b>\$3,801.54</b>

**DISCLAIMER:** The information presented in the 2011 Biennial Report was taken directly from reports of receipts and expenditures filed by the candidates and political committees; afterward formatted into the applicable graphs and charts.

**Detailed Summary of Contributions by Amount for  
D.C. Pol. Act. Candidate Election (PACE)**

<b>Denomination Type</b>	<b>Name</b>	<b>Received</b>
Contributions greater or equal to \$1000 but less or equal to \$2000	NASW PACE	<b>\$1,256.40</b>
	NASW PACE	<b>\$1,258.20</b>
	National Association of Social Workers PACE	<b>\$1,258.20</b>
	Total	<b>\$3,772.80</b>
Contributions less than \$100	Rochel, Jenifer	<b>\$14.37</b>
	Ross, Anne	<b>\$14.37</b>
	Total	<b>\$28.74</b>
<b>Grand Total</b>		<b>\$3,801.54</b>

**DISCLAIMER:** The information presented in the 2011 Biennial Report was taken directly from reports of receipts and expenditures filed by the candidates and political committees; afterward formatted into the applicable graphs and charts.

Contributor Name	Amount	Type of Contributor	Date of Receipt
------------------	--------	---------------------	-----------------

**Contributions greater or equal to \$1000 but less or equal to \$2000**

NASW PACE	\$1,256.40	Organization	09/14/2009
NASW PACE	\$1,258.20	Organization	03/25/2010
National Association of Social Workers PACE	\$1,258.20	Organization	03/24/2010

<b>Subtotal</b>	<b>\$3,772.80</b>		
-----------------	-------------------	--	--

<b>Percentage of Total Contributions</b>	<b>99.24%</b>		
--	---------------	--	--

Contributor Name	Amount	Type of Contributor	Date of Receipt
------------------	--------	---------------------	-----------------

**Contributions Less than \$100**

Rochel, Jenifer	\$14.37	Individual	01/22/2009
Ross, Anne	\$14.37	Individual	01/22/2009

<b>Subtotal</b>	<b>\$28.74</b>		
-----------------	----------------	--	--

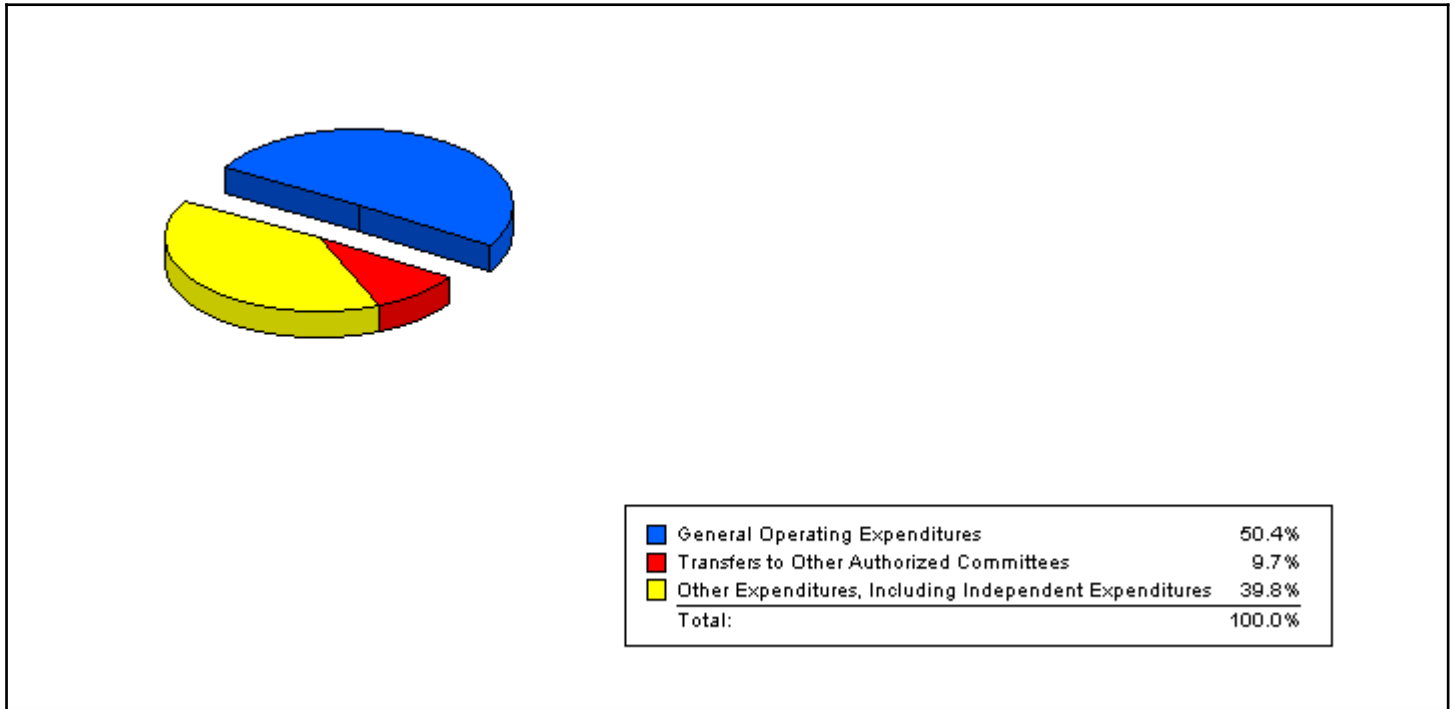
<b>Percentage of Total Contributions</b>	<b>0.76%</b>		
--	--------------	--	--

<b>Total</b>	<b>\$3,801.54</b>		
--------------	-------------------	--	--

# DC OFFICE OF CAMPAIGN FINANCE

## 2011 Biennial Report - Political Action Committees

### Summary of Expenditures by Purpose for D.C. Political Action Committee (DOCPAC)



Note: This Graph depicts the summary of the expenditures by purpose reported by D.C. Political Action Committee (DOCPAC).

The expenditures are presented in percentage terms by General Operating Expenditures, Transfers to Other Authorized Political Committees, Loan Repayments, Refunds of Contributions, Other Expenditures, and Offsets to Receipts

- General Operating Expenditures may include each expenditure made for Accounting Services, Advertising, Bank Fees, Campaign Events/Fund Raising, Campaign Materials and Supplies, Candidate Loan Re-payment, Catering/Refreshments, Computer Supplies/Equipment, Consulting Services, Equipment Purchases/Rental, In-Kind, Office Maintenance, Office Rental, Office Supplies/Furniture, Other Loan Repayment, Petty Cash, Polling/Mailing Lists, Postage/Shipping/Courier Rates, Printing/Copying, Salary/Stipend, Telephone/Communication, Trash/Poster Removal, Travel/Vehicle Expense, Utility Expense, and other Expenses.
- Transfers to other Authorized Political Committees.
- Loan Repayments.
- Refunds of Contributions may include each contribution Refund to Individuals, Organizations, Political Party Committees, and other Political Committees (PACs).
- Other Expenditures may include all expenditures other than the afore-mentioned, which may include Independent Expenditures made by persons expressly advocating the election or defeat of a clearly identified candidate, which are made without cooperation or consultation with any candidate and/or authorized committee and/or agent of the candidate; Donations to Charities, Churches, Political Committees, Scholarship and Statehood Funds; Payments to the Internal Revenue Service and for Fines; and Tickets to Events.
- Offsets to Receipts may include Refunds, Rebates, Returned Checks, Non-Sufficient Fund Fees, and other Offsets to Operating Expenditures.

**DISCLAIMER:** The information presented in the 2011 Biennial Report was taken directly from reports of receipts and expenditures filed by the candidates and political committees; afterward formatted into the applicable graphs and charts.



**Summary of Expenditures by Purpose for  
D.C. Political Action Committee (DOCPAC)**

<b>Purpose</b>	<b>Total Expenditure</b>
General Operating Expenditures	<b>\$2,595.20</b>
Transfers to Other Authorized Committees	<b>\$500.00</b>
Other Expenditures, Including Independent Expenditures	<b>\$2,050.00</b>
<b>Grand Total</b>	<b>\$5,145.20</b>

**DISCLAIMER:** The information presented in the 2011 Biennial Report was taken directly from reports of receipts and expenditures filed by the candidates and political committees; afterward formatted into the applicable graphs and charts.

## General Operating Expenditures

Purpose	Total Expenditures
Postage	\$2,595.20
<b>Total</b>	<b>\$2,595.20</b>

**DISCLAIMER:** The information presented in the 2011 Biennial Report was taken directly from reports of receipts and expenditures filed by the candidates and political committees; afterward formatted into the applicable graphs and charts.

**Detailed Summary of Expenditures by Purpose for  
D.C. Political Action Committee (DOCPAC)  
General Operating Expenditures**

<b>Purpose</b>	<b>Payee</b>	<b>Amount Spent</b>
Postage	Medical Society of DC	<b>\$1,992.67</b>
	Medical Society of DC.	<b>\$602.53</b>
	<b>Total</b>	<b>\$2,595.20</b>
<b>Grand Total</b>		<b>\$2,595.20</b>

**DISCLAIMER:** The information presented in the 2011 Biennial Report was taken directly from reports of receipts and expenditures filed by the candidates and political committees; afterward formatted into the applicable graphs and charts.

**Detailed Summary of Expenditures by Purpose for  
D.C. Political Action Committee (DOCPAC)**

**Transfers to Other Authorized Committees**

<b>Purpose</b>	<b>Payee</b>	<b>Amount Spent</b>
Transfer	Chairman Gray Constituent Fund	<b>\$500.00</b>
	<b>Total</b>	<b>\$500.00</b>
<b>Grand Total</b>		<b>\$500.00</b>

**DISCLAIMER:** The information presented in the 2011 Biennial Report was taken directly from reports of receipts and expenditures filed by the candidates and political committees; afterward formatted into the applicable graphs and charts.

**Detailed Summary of Expenditures by Purpose for  
D.C. Political Action Committee (DOCPAC)  
Other Expenditures, Including Independent Expenditures**

<b>Purpose</b>	<b>Payee</b>	<b>Amount Spent</b>
Contribution	Mary M. Cheh Campaign Committee Fund	<b>\$250.00</b>
	Yvette Lexander Constituent Fund	<b>\$300.00</b>
	<b>Total</b>	<b>\$550.00</b>
Donation to Churches/Schools	Gray for Mayor	<b>\$1,000.00</b>
	<b>Total</b>	<b>\$1,000.00</b>
Donation to Principle Campaign Committees	Friends of Michael A. Brown	<b>\$500.00</b>
	<b>Total</b>	<b>\$500.00</b>
<b>Grand Total</b>		<b>\$2,050.00</b>

**DISCLAIMER:** The information presented in the 2011 Biennial Report was taken directly from reports of receipts and expenditures filed by the candidates and political committees; afterward formatted into the applicable graphs and charts.

**GENERAL OPERATING EXPENDITURES**

D.C. Political Action Committee (DOCPAC)		Detailed Expenditures by Purpose
Payee Name	Amount of Expenditure	Date of Expenditure
<b>Postage</b>		
Medical Society of DC	\$913.05	10/04/2010
Medical Society of DC	\$1,079.62	07/22/2010
Medical Society of DC.	\$602.53	12/19/2009
	<b>Subtotal</b>	<b>\$2,595.20</b>
	<b>Percentage of Total Expenditures</b>	<b>50.44%</b>

**TRANSFERS TO OTHER AUTHORIZED COMMITTEES**

D.C. Political Action Committee (DOCPAC)		Detailed Expenditures by Purpose
Payee Name	Amount of Expenditure	Date of Expenditure
<b>Transfer</b>		
Chairman Gray Constituent Fund	\$500.00	11/03/2009
	<b>Subtotal</b>	<b>\$500.00</b>
	<b>Percentage of Total Expenditures</b>	<b>9.72%</b>


**OTHER EXPENDITURES, INCLUDING INDEPENDENT EXPENDITURES**

D.C. Political Action Committee (DOCPAC)		Detailed Expenditures by Purpose
Payee Name	Amount of Expenditure	Date of Expenditure
<b>Contribution</b>		
Mary M. Cheh Campaign Committee Fund	\$250.00	06/21/2010
Yvette Lexander Constituent Fund	\$300.00	06/11/2010
<b>Donation to Churches/Schools</b>		
Gray for Mayor	\$1,000.00	10/04/2010
<b>Donation to Principle Campaign Committees</b>		
Friends of Michael A. Brown	\$500.00	01/26/2009
	<b>Subtotal</b>	<b>\$2,050.00</b>
	<b>Percentage of Total Expenditures</b>	<b>39.84%</b>
	<b>Total</b>	<b>\$5,145.20</b>

**DISCLAIMER:** The information presented in the 2011 Biennial Report was taken directly from reports of receipts and expenditures filed by the candidates and political committees; afterward formatted into the applicable graphs and charts.

**DC OFFICE OF CAMPAIGN FINANCE**  
**2011 Biennial Report - Political Action Committees**

**Summary of Contributions by Donor Type for  
D.C. Political Action Committee (DOCPAC)**



Note: This Graph depicts the summary of the contributions by donor categories reported by the D.C. Political Action Committee (DOCPAC) Principal Campaign Committee

The contributions are presented in percentage terms by donor categories, and may include each contribution received from Businesses, Corporations, Corporate Sponsored Political Action Committees, Individuals, Labor Sponsored Political Action Committees, Political Party Committees, Partnerships, and the Candidate. The summary may also note Other Receipts reported, such as Dividends, Interest, Refunds, and Rebates.

**DISCLAIMER:** The information presented in the 2011 Biennial Report was taken directly from reports of receipts and expenditures filed by the candidates and political committees; afterward formatted into the applicable graphs and charts.

**Summary of Contributions by Donor Type for  
D.C. Political Action Committee (DOCPAC)**

<b>Donor Type</b>	<b>Received</b>
Individual	<b>\$2,850.00</b>
<b>Grand Total</b>	<b>\$2,850.00</b>

**DISCLAIMER:** The information presented in the 2011 Biennial Report was taken directly from reports of receipts and expenditures filed by the candidates and political committees; afterward formatted into the applicable graphs and charts.



**Detailed Summary of Contributions by Donor Type for  
D.C. Political Action Committee (DOCPAC)**

<b>Donor Type</b>	<b>Name</b>	<b>Received</b>
Individual	Arling, Bryan	\$50.00
	Banks, Willie	\$50.00
	Brown , William	\$50.00
	Brown III, Robert	\$50.00
	Burris, Alfred	\$50.00
	Chefetz, Richard	\$100.00
	Chucker, Francis	\$50.00
	Cobey, James	\$50.00
	Cooper, Byron	\$100.00
	Costell, Ronald	\$50.00
	Dunmore, Lawrence	\$50.00
	Epps , Roselyn	\$50.00
	Epps, Charles	\$50.00
	Faggett, Walter	\$50.00
	Friedman, Leonard	\$50.00
	Gardner, Melinda	\$50.00
	Gruver , Clifton	\$50.00
	Gutierrez, Joseph	\$50.00
	Guttenberg, Steven	\$50.00
	Henson-Everson, Cheryl	\$50.00
	Imershein, Sara	\$100.00
	Jacobson, Howard	\$50.00
	Klein, Mark	\$50.00
	Kline, Prudence	\$50.00
	Kramer, Kenyon	\$50.00
	Kressel, Bruce	\$50.00
Laukaitis, Joseph	\$50.00	
Lenert , Joanne	\$50.00	
Lewis, Randall	\$50.00	

**DISCLAIMER:** The information presented in the 2011 Biennial Report was taken directly from reports of receipts and expenditures filed by the candidates and political committees; afterward formatted into the applicable graphs and charts.

Individual	McDonald-Pinkett, Shelly	\$50.00
	Mutcherson , James	\$50.00
	Nowack, Judith	\$100.00
	Oliver, James	\$50.00
	Phillips, Lawrence	\$50.00
	Pocinki, Alan	\$50.00
	Range, David	\$50.00
	Rankin, E Anthony	\$50.00
	Rankin, Edward	\$100.00
	Rankin, Marc	\$50.00
	Rapelyea, Jocelyn	\$50.00
	Restifo, Marcy	\$50.00
	Robinowitz, Carolyn	\$50.00
	Robinson, Joseph	\$50.00
	Rothschild, Stanley	\$50.00
	Ruff, Paul	\$50.00
	Scalettar, Raymond	\$50.00
	Scurry, Peggy J.	\$50.00
	Silva, Carlos	\$50.00
	Stamatakos, Michael	\$50.00
Thomspson, Virginia	\$50.00	
Tosi, Laura	\$50.00	
Young, Richard	\$50.00	
	<b>Total</b>	<b>\$2,850.00</b>
<b>Grand Total</b>		<b>\$2,850.00</b>

**DISCLAIMER:** The information presented in the 2011 Biennial Report was taken directly from reports of receipts and expenditures filed by the candidates and political committees; afterward formatted into the applicable graphs and charts.

Contributor Name	Amount	Date of Receipt
<b>Individual</b>		
Arling, Bryan	\$50.00	12/28/2009
Banks, Willie	\$50.00	01/14/2010
Brown , William	\$50.00	12/16/2009
Brown III, Robert	\$50.00	01/20/2010
Burris, Alfred	\$50.00	05/02/2010
Chefetz, Richard	\$100.00	08/29/2010
Chucker, Francis	\$50.00	06/21/2010
Cobey, James	\$50.00	01/05/2009
Cooper, Byron	\$50.00	12/17/2009
Cooper, Byron	\$50.00	12/17/2009
Costell, Ronald	\$50.00	04/16/2010
Dunmore, Lawrence	\$50.00	01/14/2010
Epps , Roselyn	\$50.00	12/28/2009
Epps, Charles	\$50.00	01/04/2010
Faggett, Walter	\$50.00	04/20/2010
Friedman, Leonard	\$50.00	05/20/2010
Gardner, Melinda	\$50.00	01/07/2010
Gruver , Clifton	\$50.00	01/20/2010
Gutierrez, Joseph	\$50.00	12/17/2009
Guttenberg, Steven	\$50.00	12/21/2009
Henson-Everson, Cheryl	\$50.00	12/16/2009
Imershein, Sara	\$100.00	12/22/2009
Jacobson, Howard	\$50.00	01/05/2009
Klein, Mark	\$50.00	01/07/2010
Kline, Prudence	\$50.00	01/04/2010
Kramer, Kenyon	\$50.00	01/13/2010
Kressel, Bruce	\$50.00	04/27/2010
Laukaitis, Joseph	\$50.00	04/20/2010
Lenert , Joanne	\$50.00	04/28/2010
Lewis, Randall	\$50.00	02/24/2010
McDonald-Pinkett, Shelly	\$50.00	05/26/2010
Mutcherson , James	\$50.00	04/20/2010
Nowack, Judith	\$100.00	04/15/2010
Oliver, James	\$50.00	12/28/2009
Phillips, Lawrence	\$50.00	12/28/2009
Pocinki, Alan	\$50.00	04/20/2010

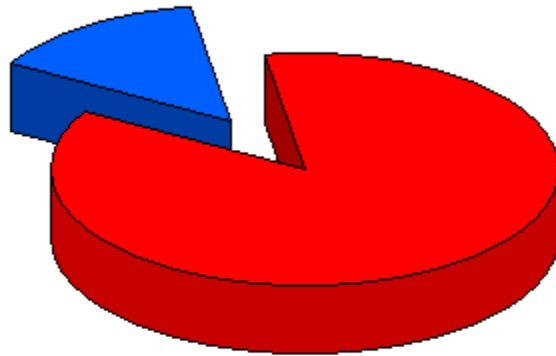
**DISCLAIMER:** The information presented in the 2011 Biennial Report was taken directly from reports of receipts and expenditures filed by the candidates and political committees; afterward formatted into the applicable graphs and charts.

Contributor Name	Amount	Date of Receipt
<b>Individual</b>		
Range, David	\$50.00	05/03/2010
Rankin, E Anthony	\$50.00	04/21/2010
Rankin, Edward	\$100.00	08/16/2010
Rankin, Marc	\$50.00	01/14/2010
Rapelyea, Jocelyn	\$50.00	05/03/2010
Restifo, Marcy	\$50.00	04/15/2010
Robinowitz, Carolyn	\$50.00	12/17/2009
Robinson, Joseph	\$50.00	01/04/2010
Rothschild, Stanley	\$50.00	04/29/2010
Ruff, Paul	\$50.00	05/02/2010
Scalettar, Raymond	\$50.00	01/04/2010
Scurry, Peggy J.	\$50.00	04/15/2010
Silva, Carlos	\$50.00	04/16/2010
Stamatakos, Michael	\$50.00	12/21/2009
Thomspson, Virginia	\$50.00	12/21/2009
Tosi, Laura	\$50.00	01/20/2010
Young, Richard	\$50.00	05/20/2010
	<b>Subtotal</b>	<b>\$2,850.00</b>
	<b>Percentage of Total Contributions</b>	<b>100.00%</b>
	<b>Total</b>	<b>\$2,850.00</b>

**DISCLAIMER:** The information presented in the 2011 Biennial Report was taken directly from reports of receipts and expenditures filed by the candidates and political committees; afterward formatted into the applicable graphs and charts.

**DC OFFICE OF CAMPAIGN FINANCE**  
**2011 Biennial Report - Political Action Committees**

**Summary of Contributions by Amount for  
D.C. Political Action Committee (DOCPAC)**



Contributions Greater than or equal to \$100 but less than \$250	14.0%
Contributions Less than \$100	86.0%
Total:	100.0%

Note: This Graph depicts the summary of the contributions dollar amount reported by the D.C. Political Action Committee (DOCPAC) Principal Campaign Committee

The contributions are presented in percentage terms in dollar amount, by the size of the contribution, including contribution greater than \$2000; contributions greater than or equal to \$1000 but less than or equal to \$2000; contributions greater than or equal to \$500 but less than or equal to \$1000; contributions greater than or equal to \$250 but less than or equal to \$500; contributions greater than or equal to \$100 but less than or equal to \$250; and contributions less than \$100.

**DISCLAIMER:** The information presented in the 2011 Biennial Report was taken directly from reports of receipts and expenditures filed by the candidates and political committees; afterward formatted into the applicable graphs and charts.

## Summary of Contributions by Amount for D.C. Political Action Committee (DOCPAC)

<b>Denomination Type</b>	<b>Amount Received</b>
Contributions greater than or equal to \$100 but less than \$250	<b>\$400.00</b>
Contributions less than \$100	<b>\$2,450.00</b>
<b>Grand Total</b>	<b>\$2,850.00</b>

**DISCLAIMER:** The information presented in the 2011 Biennial Report was taken directly from reports of receipts and expenditures filed by the candidates and political committees; afterward formatted into the applicable graphs and charts.

**Detailed Summary of Contributions by Amount for  
D.C. Political Action Committee (DOCPAC)**

<b>Denomination Type</b>	<b>Name</b>	<b>Received</b>
Contributions greater than or equal to \$100 but less than \$250	Chefetz, Richard	<b>\$100.00</b>
	Imershein, Sara	<b>\$100.00</b>
	Nowack, Judith	<b>\$100.00</b>
	Rankin, Edward	<b>\$100.00</b>
	Total	<b>\$400.00</b>
Contributions less than \$100	Arling, Bryan	<b>\$50.00</b>
	Banks, Willie	<b>\$50.00</b>
	Brown , William	<b>\$50.00</b>
	Brown III, Robert	<b>\$50.00</b>
	Burris, Alfred	<b>\$50.00</b>
	Chucker, Francis	<b>\$50.00</b>
	Cobey, James	<b>\$50.00</b>
	Cooper, Byron	<b>\$50.00</b>
	Cooper, Byron	<b>\$50.00</b>
	Costell, Ronald	<b>\$50.00</b>
	Dunmore, Lawrence	<b>\$50.00</b>
	Epps , Roselyn	<b>\$50.00</b>
	Epps, Charles	<b>\$50.00</b>
	Faggett, Walter	<b>\$50.00</b>
	Friedman, Leonard	<b>\$50.00</b>
	Gardner, Melinda	<b>\$50.00</b>
	Gruver , Clifton	<b>\$50.00</b>
	Gutierrez, Joseph	<b>\$50.00</b>
	Guttenberg, Steven	<b>\$50.00</b>
	Henson-Everson, Cheryl	<b>\$50.00</b>
Jacobson, Howard	<b>\$50.00</b>	
Klein, Mark	<b>\$50.00</b>	
Kline, Prudence	<b>\$50.00</b>	
Kramer, Kenyon	<b>\$50.00</b>	

**DISCLAIMER:** The information presented in the 2011 Biennial Report was taken directly from reports of receipts and expenditures filed by the candidates and political committees; afterward formatted into the applicable graphs and charts.

Contributions less than \$100	Kressel, Bruce	\$50.00
	Laukaitis, Joseph	\$50.00
	Lenert , Joanne	\$50.00
	Lewis, Randall	\$50.00
	McDonald-Pinkett, Shelly	\$50.00
	Mutcherson , James	\$50.00
	Oliver, James	\$50.00
	Phillips, Lawrence	\$50.00
	Pocinki, Alan	\$50.00
	Range, David	\$50.00
	Rankin, E Anthony	\$50.00
	Rankin, Marc	\$50.00
	Rapelyea, Jocelyn	\$50.00
	Restifo, Marcy	\$50.00
	Robinowitz, Carolyn	\$50.00
	Robinson, Joseph	\$50.00
	Rothschild, Stanley	\$50.00
	Ruff, Paul	\$50.00
	Scalettar, Raymond	\$50.00
	Scurry, Peggy J.	\$50.00
Silva, Carlos	\$50.00	
Stamatakos, Michael	\$50.00	
Thompson, Virginia	\$50.00	
Tosi, Laura	\$50.00	
Young, Richard	\$50.00	
Total	\$2,450.00	
<b>Grand Total</b>		<b>\$2,850.00</b>

**DISCLAIMER:** The information presented in the 2011 Biennial Report was taken directly from reports of receipts and expenditures filed by the candidates and political committees; afterward formatted into the applicable graphs and charts.



Contributor Name	Amount	Type of Contributor	Date of Receipt
<b>Contributions Greater than or equal to \$100 but less than \$250</b>			
Chefetz, Richard	\$100.00	Individual	08/29/2010
Imershein, Sara	\$100.00	Individual	12/22/2009
Nowack, Judith	\$100.00	Individual	04/15/2010
Rankin, Edward	\$100.00	Individual	08/16/2010
	<b>Subtotal</b>		
	<b>\$400.00</b>		
	<b>Percentage of Total Contributions</b>		
	<b>14.04%</b>		

**DISCLAIMER:** The information presented in the 2011 Biennial Report was taken directly from reports of receipts and expenditures filed by the candidates and political committees; afterward formatted into the applicable graphs and charts.

Contributor Name	Amount	Type of Contributor	Date of Receipt
------------------	--------	---------------------	-----------------

**Contributions Less than \$100**

Arling, Bryan	\$50.00	Individual	12/28/2009
Banks, Willie	\$50.00	Individual	01/14/2010
Brown , William	\$50.00	Individual	12/16/2009
Brown III, Robert	\$50.00	Individual	01/20/2010
Burris, Alfred	\$50.00	Individual	05/02/2010
Chucker, Francis	\$50.00	Individual	06/21/2010
Cobey, James	\$50.00	Individual	01/05/2009
Cooper, Byron	\$50.00	Individual	12/17/2009
Cooper, Byron	\$50.00	Individual	12/17/2009
Costell, Ronald	\$50.00	Individual	04/16/2010
Dunmore, Lawrence	\$50.00	Individual	01/14/2010
Epps , Roselyn	\$50.00	Individual	12/28/2009
Epps, Charles	\$50.00	Individual	01/04/2010
Faggett, Walter	\$50.00	Individual	04/20/2010
Friedman, Leonard	\$50.00	Individual	05/20/2010
Gardner, Melinda	\$50.00	Individual	01/07/2010
Gruver , Clifton	\$50.00	Individual	01/20/2010
Gutierrez, Joseph	\$50.00	Individual	12/17/2009
Guttenberg, Steven	\$50.00	Individual	12/21/2009
Henson-Everson, Cheryl	\$50.00	Individual	12/16/2009
Jacobson, Howard	\$50.00	Individual	01/05/2009
Klein, Mark	\$50.00	Individual	01/07/2010
Kline, Prudence	\$50.00	Individual	01/04/2010
Kramer, Kenyon	\$50.00	Individual	01/13/2010
Kressel, Bruce	\$50.00	Individual	04/27/2010
Laukaitis, Joseph	\$50.00	Individual	04/20/2010
Lenert , Joanne	\$50.00	Individual	04/28/2010
Lewis, Randall	\$50.00	Individual	02/24/2010
McDonald-Pinkett, Shelly	\$50.00	Individual	05/26/2010
Mutcherson , James	\$50.00	Individual	04/20/2010
Oliver, James	\$50.00	Individual	12/28/2009
Phillips, Lawrence	\$50.00	Individual	12/28/2009
Pocinki, Alan	\$50.00	Individual	04/20/2010
Range, David	\$50.00	Individual	05/03/2010

**DISCLAIMER:** The information presented in the 2011 Biennial Report was taken directly from reports of receipts and expenditures filed by the candidates and political committees; afterward formatted into the applicable graphs and charts.

Contributor Name	Amount	Type of Contributor	Date of Receipt
------------------	--------	---------------------	-----------------

**Contributions Less than \$100**

Rankin, E Anthony	\$50.00	Individual	04/21/2010
Rankin, Marc	\$50.00	Individual	01/14/2010
Rapelyea, Jocelyn	\$50.00	Individual	05/03/2010
Restifo, Marcy	\$50.00	Individual	04/15/2010
Robinowitz, Carolyn	\$50.00	Individual	12/17/2009
Robinson, Joseph	\$50.00	Individual	01/04/2010
Rothschild, Stanley	\$50.00	Individual	04/29/2010
Ruff, Paul	\$50.00	Individual	05/02/2010
Scalettar, Raymond	\$50.00	Individual	01/04/2010
Scurry, Peggy J.	\$50.00	Individual	04/15/2010
Silva, Carlos	\$50.00	Individual	04/16/2010
Stamatakos, Michael	\$50.00	Individual	12/21/2009
Thompson, Virginia	\$50.00	Individual	12/21/2009
Tosi, Laura	\$50.00	Individual	01/20/2010
Young, Richard	\$50.00	Individual	05/20/2010

<b>Subtotal</b>	<b>\$2,450.00</b>		
-----------------	-------------------	--	--

<b>Percentage of Total Contributions</b>	<b>85.96%</b>		
--	---------------	--	--

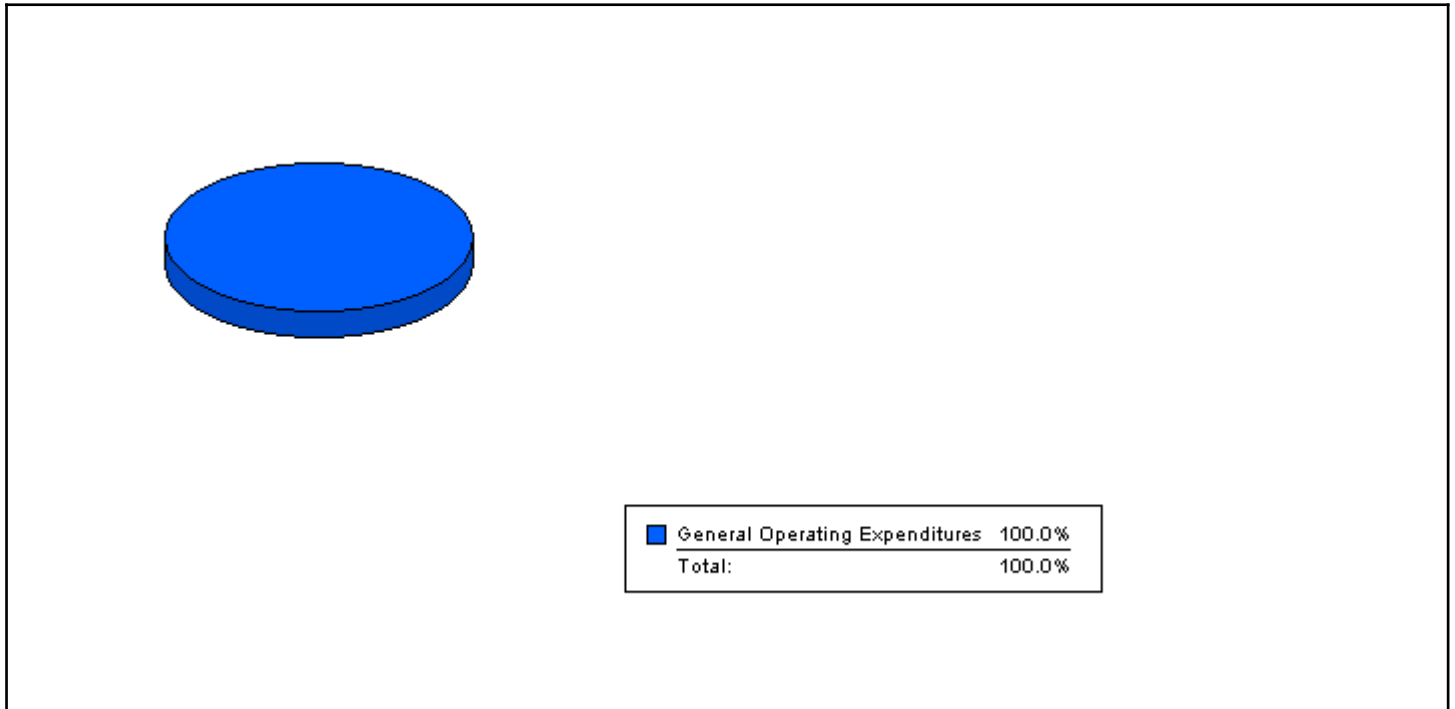
<b>Total</b>	<b>\$2,850.00</b>		
--------------	-------------------	--	--

**DISCLAIMER:** The information presented in the 2011 Biennial Report was taken directly from reports of receipts and expenditures filed by the candidates and political committees; afterward formatted into the applicable graphs and charts.

# DC OFFICE OF CAMPAIGN FINANCE

## 2011 Biennial Report - Political Action Committees

### Summary of Expenditures by Purpose for D.C. Statehood Green Party



Note: This Graph depicts the summary of the expenditures by purpose reported by D.C. Statehood Green Party.

The expenditures are presented in percentage terms by General Operating Expenditures, Transfers to Other Authorized Political Committees, Loan Repayments, Refunds of Contributions, Other Expenditures, and Offsets to Receipts

- General Operating Expenditures may include each expenditure made for Accounting Services, Advertising, Bank Fees, Campaign Events/Fund Raising, Campaign Materials and Supplies, Candidate Loan Re-payment, Catering/Refreshments, Computer Supplies/Equipment, Consulting Services, Equipment Purchases/Rental, In-Kind, Office Maintenance, Office Rental, Office Supplies/Furniture, Other Loan Repayment, Petty Cash, Polling/Mailing Lists, Postage/Shipping/Courier Rates, Printing/Copying, Salary/Stipend, Telephone/Communication, Trash/Poster Removal, Travel/Vehicle Expense, Utility Expense, and other Expenses.
- Transfers to other Authorized Political Committees.
- Loan Repayments.
- Refunds of Contributions may include each contribution Refund to Individuals, Organizations, Political Party Committees, and other Political Committees (PACs).
- Other Expenditures may include all expenditures other than the afore-mentioned, which may include Independent Expenditures made by persons expressly advocating the election or defeat of a clearly identified candidate, which are made without cooperation or consultation with any candidate and/or authorized committee and/or agent of the candidate; Donations to Charities, Churches, Political Committees, Scholarship and Statehood Funds; Payments to the Internal Revenue Service and for Fines; and Tickets to Events.
- Offsets to Receipts may include Refunds, Rebates, Returned Checks, Non-Sufficient Fund Fees, and other Offsets to Operating Expenditures.

**DISCLAIMER:** The information presented in the 2011 Biennial Report was taken directly from reports of receipts and expenditures filed by the candidates and political committees; afterward formatted into the applicable graphs and charts.

**Summary of Expenditures by Purpose for  
D.C. Statehood Green Party**

<b>Purpose</b>	<b>Total Expenditure</b>
General Operating Expenditures	\$3,589.91
<b>Grand Total</b>	<b>\$3,589.91</b>

**DISCLAIMER:** The information presented in the 2011 Biennial Report was taken directly from reports of receipts and expenditures filed by the candidates and political committees; afterward formatted into the applicable graphs and charts.

## General Operating Expenditures

Purpose	Total Expenditures
Advertising	\$1,650.00
Bank Fees	\$323.92
Campaign Materials	\$265.99
Catering/Refreshments	\$200.00
Fund-raiser	\$80.00
Postage	\$370.00
Rental	\$200.00
Supplies	\$250.00
Travel	\$250.00
<b>Total</b>	<b>\$3,589.91</b>

**DISCLAIMER:** The information presented in the 2011 Biennial Report was taken directly from reports of receipts and expenditures filed by the candidates and political committees; afterward formatted into the applicable graphs and charts.

**Detailed Summary of Expenditures by Purpose for  
D.C. Statehood Green Party  
General Operating Expenditures**

<b>Purpose</b>	<b>Payee</b>	<b>Amount Spent</b>
Advertising	ACLU of the National Capital Area	<b>\$700.00</b>
	DC Jobs with Justice	<b>\$100.00</b>
	Empower DC	<b>\$250.00</b>
	Schwartzman, David	<b>\$50.00</b>
	Shiloh Baptist Church	<b>\$200.00</b>
	Zara, Jane	<b>\$350.00</b>
	<b>Total</b>	<b>\$1,650.00</b>
Bank Fees	PNC Bank	<b>\$323.92</b>
	<b>Total</b>	<b>\$323.92</b>
Campaign Materials	Douglas-Ungaro, Marian	<b>\$100.00</b>
	Robinson Paul, Joyce	<b>\$15.99</b>
	Schwartzman, David	<b>\$150.00</b>
	<b>Total</b>	<b>\$265.99</b>
Catering/Refreshments	Wilcox, Ann	<b>\$200.00</b>
	<b>Total</b>	<b>\$200.00</b>
Fund-raiser	Green Party of the US	<b>\$80.00</b>
	<b>Total</b>	<b>\$80.00</b>
Postage	Postmaster	<b>\$370.00</b>
	<b>Total</b>	<b>\$370.00</b>
Rental	Douglas-Ungaro, Marian	<b>\$200.00</b>
	<b>Total</b>	<b>\$200.00</b>
Supplies	Anderson, Anne	<b>\$250.00</b>
	<b>Total</b>	<b>\$250.00</b>
Travel	Proposition One Committee	<b>\$250.00</b>
	<b>Total</b>	<b>\$250.00</b>
<b>Grand Total</b>		<b>\$3,589.91</b>

**DISCLAIMER:** The information presented in the 2011 Biennial Report was taken directly from reports of receipts and expenditures filed by the candidates and political committees; afterward formatted into the applicable graphs and charts.

**GENERAL OPERATING EXPENDITURES**

D.C. Statehood Green Party		Detailed Expenditures by Purpose	
Payee Name	Amount of Expenditure	Date of Expenditure	
<b>Advertising</b>			
ACLU of the National Capital Area	\$200.00	07/27/2010	
ACLU of the National Capital Area	\$100.00	07/16/2009	
ACLU of the National Capital Area	\$400.00	03/26/2009	
DC Jobs with Justice	\$100.00	06/07/2010	
Empower DC	\$250.00	05/13/2009	
Schwartzman, David	\$50.00	10/01/2009	
Shiloh Baptist Church	\$200.00	03/26/2009	
Zara, Jane	\$350.00	07/17/2010	
<b>Bank Fees</b>			
PNC Bank	\$15.00	08/31/2010	
PNC Bank	\$15.00	10/11/2010	
PNC Bank	\$11.92	02/28/2009	
PNC Bank	\$15.00	05/31/2009	
PNC Bank	\$12.00	01/31/2009	
PNC Bank	\$15.00	08/31/2009	
PNC Bank	\$15.00	03/31/2009	
PNC Bank	\$15.00	04/30/2009	
PNC Bank	\$15.00	12/31/2009	
PNC Bank	\$15.00	06/30/2009	
PNC Bank	\$15.00	08/01/2009	
PNC Bank	\$15.00	02/28/2010	
PNC Bank	\$15.00	10/31/2009	
PNC Bank	\$15.00	11/30/2009	
PNC Bank	\$15.00	05/31/2010	
PNC Bank	\$15.00	09/30/2009	
PNC Bank	\$15.00	02/01/2010	
PNC Bank	\$15.00	07/31/2010	
PNC Bank	\$15.00	03/31/2010	
PNC Bank	\$15.00	04/30/2010	
PNC Bank	\$15.00	06/30/2010	
PNC Bank	\$15.00	10/31/2010	
<b>Campaign Materials</b>			

**DISCLAIMER:** The information presented in the 2011 Biennial Report was taken directly from reports of receipts and expenditures filed by the candidates and political committees; afterward formatted into the applicable graphs and charts.




**GENERAL OPERATING EXPENDITURES**

D.C. Statehood Green Party		Detailed Expenditures by Purpose	
Payee Name	Amount of Expenditure	Date of Expenditure	
Douglas-Ungaro, Marian	\$100.00	10/10/2009	
Robinson Paul, Joyce	\$15.99	02/05/2009	
Schwartzman, David	\$100.00	11/04/2010	
Schwartzman, David	\$50.00	11/04/2010	
<b>Catering/Refreshments</b>			
Wilcox, Ann	\$200.00	08/11/2010	
<b>Fund-raiser</b>			
Green Party of the US	\$80.00	01/31/2009	
<b>Postage</b>			
Postmaster	\$370.00	10/18/2010	
<b>Rental</b>			
Douglas-Ungaro, Marian	\$200.00	09/02/2010	
<b>Supplies</b>			
Anderson, Anne	\$250.00	05/13/2009	
<b>Travel</b>			
Proposition One Committee	\$250.00	07/19/2010	
	<b>Subtotal</b>	<b>\$3,589.91</b>	
	<b>Percentage of Total Expenditures</b>	<b>100.00%</b>	
	<b>Total</b>	<b>\$3,589.91</b>	

**DISCLAIMER:** The information presented in the 2011 Biennial Report was taken directly from reports of receipts and expenditures filed by the candidates and political committees; afterward formatted into the applicable graphs and charts.

**DC OFFICE OF CAMPAIGN FINANCE**  
**2011 Biennial Report - Political Action Committees**

**Summary of Contributions by Donor Type for  
D.C. Statehood Green Party**



Note: This Graph depicts the summary of the contributions by donor categories reported by the D.C. Statehood Green Party Principal Campaign Committee

The contributions are presented in percentage terms by donor categories, and may include each contribution received from Businesses, Corporations, Corporate Sponsored Political Action Committees, Individuals, Labor Sponsored Political Action Committees, Political Party Committees, Partnerships, and the Candidate. The summary may also note Other Receipts reported, such as Dividends, Interest, Refunds, and Rebates.

**DISCLAIMER:** The information presented in the 2011 Biennial Report was taken directly from reports of receipts and expenditures filed by the candidates and political committees; afterward formatted into the applicable graphs and charts.

**Summary of Contributions by Donor Type for  
D.C. Statehood Green Party**

<b>Donor Type</b>	<b>Received</b>
Individual	<b>\$1,031.00</b>
Refund	<b>\$59.41</b>
<b>Grand Total</b>	<b>\$1,090.41</b>

**DISCLAIMER:** The information presented in the 2011 Biennial Report was taken directly from reports of receipts and expenditures filed by the candidates and political committees; afterward formatted into the applicable graphs and charts.

**Detailed Summary of Contributions by Donor Type for  
D.C. Statehood Green Party**

<b>Donor Type</b>	<b>Name</b>	<b>Received</b>
Individual	Albanna, Badia	<b>\$15.00</b>
	Anderson, Anne	<b>\$100.00</b>
	Bowser, Renee	<b>\$167.00</b>
	Caplan, Peter	<b>\$200.00</b>
	Flusberg, Yael	<b>\$20.00</b>
	Gloster, John	<b>\$167.00</b>
	Hanrahan, Debby	<b>\$100.00</b>
	Lowe, Ming	<b>\$25.00</b>
	McCarron, Kevin	<b>\$107.00</b>
	Muhammad, Askia	<b>\$50.00</b>
	Rodriguez, Sandra	<b>\$15.00</b>
	Ruffin, Thomas	<b>\$15.00</b>
	Viscusi, Athena	<b>\$50.00</b>
	<b>Total</b>	<b>\$1,031.00</b>
Refund	Wilcox, Ann	<b>\$59.41</b>
		<b>Total</b>
<b>Grand Total</b>		<b>\$1,090.41</b>

**DISCLAIMER:** The information presented in the 2011 Biennial Report was taken directly from reports of receipts and expenditures filed by the candidates and political committees; afterward formatted into the applicable graphs and charts.

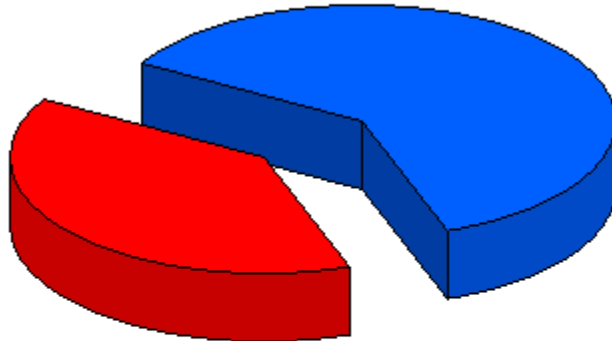
D.C. Statehood Green Party		Detailed Contributions by Donor Type	
Contributor Name	Amount	Date of Receipt	
<b>Individual</b>			
Albanna, Badia	\$15.00	02/27/2010	
Anderson, Anne	\$100.00	03/17/2009	
Bowser, Renee	\$100.00	03/17/2009	
Bowser, Renee	\$67.00	03/18/2009	
Caplan, Peter	\$200.00	10/28/2010	
Flusberg, Yael	\$20.00	01/12/2009	
Gloster, John	\$167.00	03/23/2009	
Hanrahan, Debby	\$100.00	03/16/2009	
Lowe, Ming	\$25.00	09/10/2010	
McCarron, Kevin	\$40.00	01/08/2009	
McCarron, Kevin	\$67.00	03/18/2009	
Muhammad, Askia	\$50.00	08/18/2010	
Rodriquez, Sandra	\$15.00	02/27/2010	
Ruffin, Thomas	\$15.00	02/27/2010	
Viscusi, Athena	\$50.00	02/27/2010	
	<b>Subtotal</b>	<b>\$1,031.00</b>	
	<b>Percentage of Total Contributions</b>	<b>94.55%</b>	

D.C. Statehood Green Party		Detailed Contributions by Donor Type	
Contributor Name	Amount	Date of Receipt	
<b>Refund</b>			
Wilcox, Ann	\$59.41	08/23/2010	
	<b>Subtotal</b>	<b>\$59.41</b>	
	<b>Percentage of Total Contributions</b>	<b>5.45%</b>	
	<b>Total</b>	<b>\$1,090.41</b>	

**DISCLAIMER:** The information presented in the 2011 Biennial Report was taken directly from reports of receipts and expenditures filed by the candidates and political committees; afterward formatted into the applicable graphs and charts.

**DC OFFICE OF CAMPAIGN FINANCE**  
**2011 Biennial Report - Political Action Committees**

**Summary of Contributions by Amount for  
D.C. Statehood Green Party**



Contributions Greater than or equal to \$100 but less than \$250	61.2%
Contributions Less than \$100	38.8%
Total:	100.0%

Note: This Graph depicts the summary of the contributions dollar amount reported by the D.C. Statehood Green Party Principal Campaign Committee

The contributions are presented in percentage terms in dollar amount, by the size of the contribution, including contribution greater than \$2000; contributions greater than or equal to \$1000 but less than or equal to \$2000; contributions greater than or equal to \$500 but less than or equal to \$1000; contributions greater than or equal to \$250 but less than or equal to \$500; contributions greater than or equal to \$100 but less than or equal to \$250; and contributions less than \$100.

**DISCLAIMER:** The information presented in the 2011 Biennial Report was taken directly from reports of receipts and expenditures filed by the candidates and political committees; afterward formatted into the applicable graphs and charts.

## Summary of Contributions by Amount for D.C. Statehood Green Party

Denomination Type	Amount Received
Contributions greater than or equal to \$100 but less than \$250	\$667.00
Contributions less than \$100	\$423.41
<b>Grand Total</b>	<b>\$1,090.41</b>

**DISCLAIMER:** The information presented in the 2011 Biennial Report was taken directly from reports of receipts and expenditures filed by the candidates and political committees; afterward formatted into the applicable graphs and charts.

## Detailed Summary of Contributions by Amount for D.C. Statehood Green Party

Denomination Type	Name	Received
Contributions greater than or equal to \$100 but less than \$250	Anderson, Anne	\$100.00
	Bowser, Renee	\$100.00
	Caplan, Peter	\$200.00
	Gloster, John	\$167.00
	Hanrahan, Debby	\$100.00
	Total	<b>\$667.00</b>
Contributions less than \$100	Albanna, Badia	\$15.00
	Bowser, Renee	\$67.00
	Flusberg, Yael	\$20.00
	Lowe, Ming	\$25.00
	McCarron, Kevin	\$40.00
	McCarron, Kevin	\$67.00
	Muhammad, Askia	\$50.00
	Rodriquez, Sandra	\$15.00
	Ruffin, Thomas	\$15.00
	Viscusi, Athena	\$50.00
	Wilcox, Ann	\$59.41
	Total	<b>\$423.41</b>
<b>Grand Total</b>		<b>\$1,090.41</b>

**DISCLAIMER:** The information presented in the 2011 Biennial Report was taken directly from reports of receipts and expenditures filed by the candidates and political committees; afterward formatted into the applicable graphs and charts.



Contributor Name	Amount	Type of Contributor	Date of Receipt
------------------	--------	---------------------	-----------------

**Contributions Greater than or equal to \$100 but less than \$250**

Anderson, Anne	\$100.00	Individual	03/17/2009
Bowser, Renee	\$100.00	Individual	03/17/2009
Caplan, Peter	\$200.00	Individual	10/28/2010
Gloster, John	\$167.00	Individual	03/23/2009
Hanrahan, Debby	\$100.00	Individual	03/16/2009

<b>Subtotal</b>	<b>\$667.00</b>		
-----------------	-----------------	--	--

<b>Percentage of Total Contributions</b>	<b>61.17%</b>		
--	---------------	--	--

Contributor Name	Amount	Type of Contributor	Date of Receipt
------------------	--------	---------------------	-----------------

**Contributions Less than \$100**

Albanna, Badia	\$15.00	Individual	02/27/2010
Bowser, Renee	\$67.00	Individual	03/18/2009
Flusberg, Yael	\$20.00	Individual	01/12/2009
Lowe, Ming	\$25.00	Individual	09/10/2010
McCarron, Kevin	\$40.00	Individual	01/08/2009
McCarron, Kevin	\$67.00	Individual	03/18/2009
Muhammad, Askia	\$50.00	Individual	08/18/2010
Rodriguez, Sandra	\$15.00	Individual	02/27/2010
Ruffin, Thomas	\$15.00	Individual	02/27/2010
Viscusi, Athena	\$50.00	Individual	02/27/2010
Wilcox, Ann	\$59.41	Refund	08/23/2010

<b>Subtotal</b>	<b>\$423.41</b>		
-----------------	-----------------	--	--

<b>Percentage of Total Contributions</b>	<b>38.83%</b>		
--	---------------	--	--

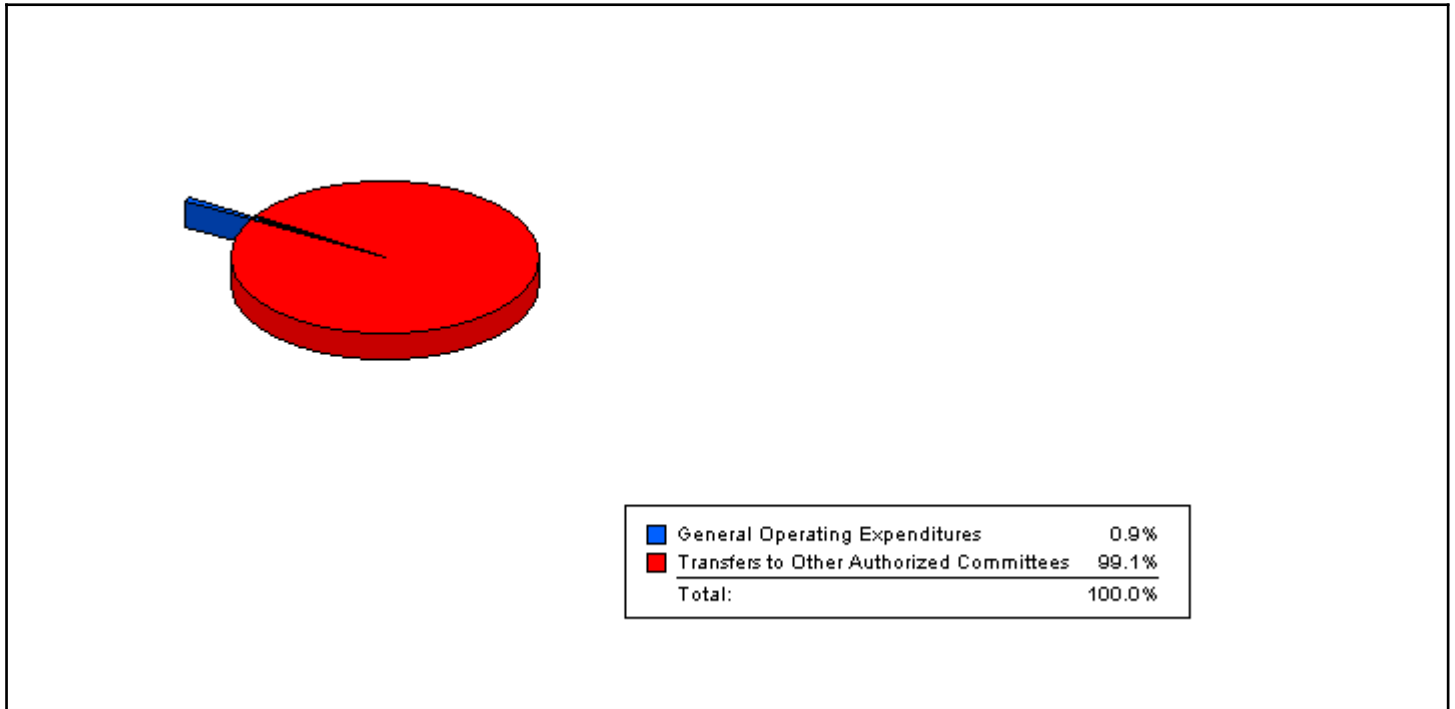
<b>Total</b>	<b>\$1,090.41</b>		
--------------	-------------------	--	--

**DISCLAIMER:** The information presented in the 2011 Biennial Report was taken directly from reports of receipts and expenditures filed by the candidates and political committees; afterward formatted into the applicable graphs and charts.

# DC OFFICE OF CAMPAIGN FINANCE

## 2011 Biennial Report - Political Action Committees

### Summary of Expenditures by Purpose for DC Building Industry Assoc. PAC, Inc



Note: This Graph depicts the summary of the expenditures by purpose reported by DC Building Industry Assoc. PAC, Inc.

The expenditures are presented in percentage terms by General Operating Expenditures, Transfers to Other Authorized Political Committees, Loan Repayments, Refunds of Contributions, Other Expenditures, and Offsets to Receipts

- General Operating Expenditures may include each expenditure made for Accounting Services, Advertising, Bank Fees, Campaign Events/Fund Raising, Campaign Materials and Supplies, Candidate Loan Re-payment, Catering/Refreshments, Computer Supplies/Equipment, Consulting Services, Equipment Purchases/Rental, In-Kind, Office Maintenance, Office Rental, Office Supplies/Furniture, Other Loan Repayment, Petty Cash, Polling/Mailing Lists, Postage/Shipping/Courier Rates, Printing/Copying, Salary/Stipend, Telephone/Communication, Trash/Poster Removal, Travel/Vehicle Expense, Utility Expense, and other Expenses.
- Transfers to other Authorized Political Committees.
- Loan Repayments.
- Refunds of Contributions may include each contribution Refund to Individuals, Organizations, Political Party Committees, and other Political Committees (PACs).
- Other Expenditures may include all expenditures other than the afore-mentioned, which may include Independent Expenditures made by persons expressly advocating the election or defeat of a clearly identified candidate, which are made without cooperation or consultation with any candidate and/or authorized committee and/or agent of the candidate; Donations to Charities, Churches, Political Committees, Scholarship and Statehood Funds; Payments to the Internal Revenue Service and for Fines; and Tickets to Events.
- Offsets to Receipts may include Refunds, Rebates, Returned Checks, Non-Sufficient Fund Fees, and other Offsets to Operating Expenditures.

**DISCLAIMER:** The information presented in the 2011 Biennial Report was taken directly from reports of receipts and expenditures filed by the candidates and political committees; afterward formatted into the applicable graphs and charts.

**Summary of Expenditures by Purpose for  
DC Building Industry Assoc. PAC, Inc**

<b>Purpose</b>	<b>Total Expenditure</b>
General Operating Expenditures	<b>\$75.00</b>
Transfers to Other Authorized Committees	<b>\$8,500.00</b>
<b>Grand Total</b>	<b>\$8,575.00</b>

**DISCLAIMER:** The information presented in the 2011 Biennial Report was taken directly from reports of receipts and expenditures filed by the candidates and political committees; afterward formatted into the applicable graphs and charts.

## General Operating Expenditures

Purpose	Total Expenditures
Bank Fees	\$75.00
<b>Total</b>	<b>\$75.00</b>

**DISCLAIMER:** The information presented in the 2011 Biennial Report was taken directly from reports of receipts and expenditures filed by the candidates and political committees; afterward formatted into the applicable graphs and charts.

**Detailed Summary of Expenditures by Purpose for  
DC Building Industry Assoc. PAC, Inc  
General Operating Expenditures**

<b>Purpose</b>	<b>Payee</b>	<b>Amount Spent</b>
Bank Fees	DC Treasurer	<b>\$75.00</b>
	<b>Total</b>	<b>\$75.00</b>
	<b>Grand Total</b>	<b>\$75.00</b>

**DISCLAIMER:** The information presented in the 2011 Biennial Report was taken directly from reports of receipts and expenditures filed by the candidates and political committees; afterward formatted into the applicable graphs and charts.

**Detailed Summary of Expenditures by Purpose for  
DC Building Industry Assoc. PAC, Inc  
Transfers to Other Authorized Committees**

<b>Purpose</b>	<b>Payee</b>	<b>Amount Spent</b>
Transfer	Catania 2010	<b>\$1,000.00</b>
	Citizens to Elect Norton	<b>\$1,500.00</b>
	Gray for Mayor	<b>\$2,000.00</b>
	Kwame for Chair	<b>\$1,500.00</b>
	Mendelson for Council 2010	<b>\$1,000.00</b>
	Re-Elect Chen 2010	<b>\$500.00</b>
	Re-Elect Tommy Wells 2010	<b>\$500.00</b>
	Thomas 2010	<b>\$500.00</b>
		<b>Total</b>
	<b>Grand Total</b>	<b>\$8,500.00</b>

**DISCLAIMER:** The information presented in the 2011 Biennial Report was taken directly from reports of receipts and expenditures filed by the candidates and political committees; afterward formatted into the applicable graphs and charts.

**GENERAL OPERATING EXPENDITURES**

DC Building Industry Assoc. PAC, Inc		Detailed Expenditures by Purpose
Payee Name	Amount of Expenditure	Date of Expenditure
<b>Bank Fees</b>		
DC Treasurer	\$75.00	02/01/2010
	<b>Subtotal</b>	<b>\$75.00</b>
	<b>Percentage of Total Expenditures</b>	<b>0.87%</b>

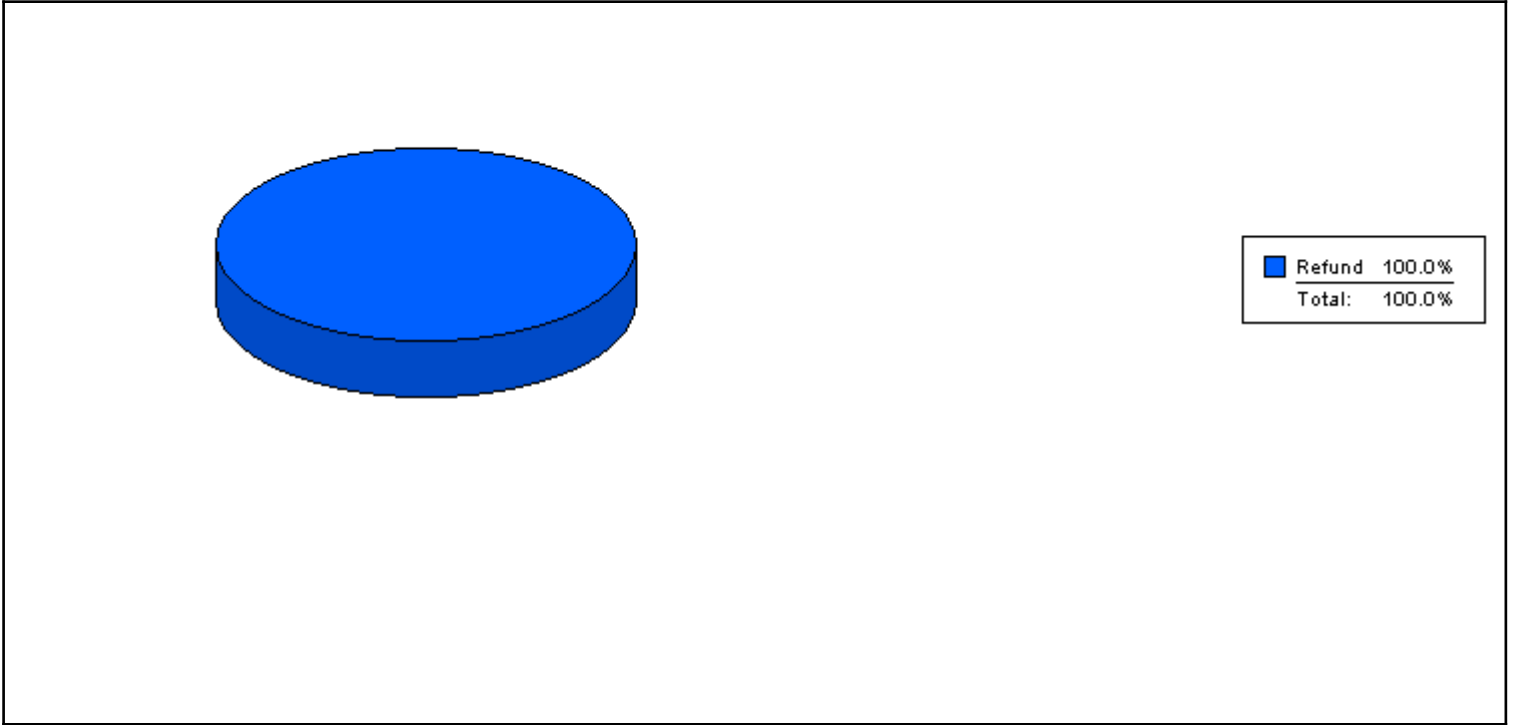
**TRANSFERS TO OTHER AUTHORIZED COMMITTEES**

DC Building Industry Assoc. PAC, Inc		Detailed Expenditures by Purpose
Payee Name	Amount of Expenditure	Date of Expenditure
<b>Transfer</b>		
Catania 2010	\$1,000.00	07/13/2010
Citizens to Elect Norton	\$1,500.00	07/13/2010
Gray for Mayor	\$2,000.00	09/30/2010
Kwame for Chair	\$1,500.00	07/13/2010
Mendelson for Council 2010	\$1,000.00	07/20/2010
Re-Elect Chen 2010	\$500.00	07/13/2010
Re-Elect Tommy Wells 2010	\$500.00	07/20/2010
Thomas 2010	\$500.00	07/13/2010
	<b>Subtotal</b>	<b>\$8,500.00</b>
	<b>Percentage of Total Expenditures</b>	<b>99.13%</b>
	<b>Total</b>	<b>\$8,575.00</b>

**DISCLAIMER:** The information presented in the 2011 Biennial Report was taken directly from reports of receipts and expenditures filed by the candidates and political committees; afterward formatted into the applicable graphs and charts.

**DC OFFICE OF CAMPAIGN FINANCE**  
**2011 Biennial Report - Political Action Committees**

**Summary of Contributions by Donor Type for  
DC Building Industry Assoc. PAC, Inc**



Note: This Graph depicts the summary of the contributions by donor categories reported by the DC Building Industry Assoc. PAC, Inc Principal Campaign Committee

The contributions are presented in percentage terms by donor categories, and may include each contribution received from Businesses, Corporations, Corporate Sponsored Political Action Committees, Individuals, Labor Sponsored Political Action Committees, Political Party Committees, Partnerships, and the Candidate. The summary may also note Other Receipts reported, such as Dividends, Interest, Refunds, and Rebates.

**DISCLAIMER:** The information presented in the 2011 Biennial Report was taken directly from reports of receipts and expenditures filed by the candidates and political committees; afterward formatted into the applicable graphs and charts.



**Summary of Contributions by Donor Type for  
DC Building Industry Assoc. PAC, Inc**

<b>Donor Type</b>	<b>Received</b>
Refund	<b>\$500.00</b>
<b>Grand Total</b>	<b>\$500.00</b>

**DISCLAIMER:** The information presented in the 2011 Biennial Report was taken directly from reports of receipts and expenditures filed by the candidates and political committees; afterward formatted into the applicable graphs and charts.

**Detailed Summary of Contributions by Donor Type for  
DC Building Industry Assoc. PAC, Inc**

<b>Donor Type</b>	<b>Name</b>	<b>Received</b>
Refund	Bowser, Muriel	<b>\$500.00</b>
	<b>Total</b>	<b>\$500.00</b>
<b>Grand Total</b>		<b>\$500.00</b>

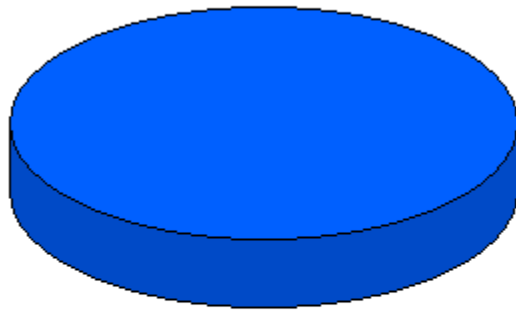
**DISCLAIMER:** The information presented in the 2011 Biennial Report was taken directly from reports of receipts and expenditures filed by the candidates and political committees; afterward formatted into the applicable graphs and charts.

Contributor Name	Amount	Date of Receipt
<b>Refund</b>		
Bowser, Muriel	\$500.00	09/30/2009
	<b>Subtotal</b>	<b>\$500.00</b>
	<b>Percentage of Total Contributions</b>	<b>100.00%</b>
	<b>Total</b>	<b>\$500.00</b>

**DISCLAIMER:** The information presented in the 2011 Biennial Report was taken directly from reports of receipts and expenditures filed by the candidates and political committees; afterward formatted into the applicable graphs and charts.

**DC OFFICE OF CAMPAIGN FINANCE**  
**2011 Biennial Report - Political Action Committees**

**Summary of Contributions by Amount for  
DC Building Industry Assoc. PAC, Inc**



■ Contributions Greater than or equal to \$500 but less than \$1000	100.0%
Total:	100.0%

Note: This Graph depicts the summary of the contributions dollar amount reported by the DC Building Industry Assoc. PAC, Inc Principal Campaign Committee

The contributions are presented in percentage terms in dollar amount, by the size of the contribution, including contribution greater than \$2000; contributions greater than or equal to \$1000 but less than or equal to \$2000; contributions greater than or equal to \$500 but less than or equal to \$1000; contributions greater than or equal to \$250 but less than or equal to \$500; contributions greater than or equal to \$100 but less than or equal to \$250; and contributions less than \$100.

**DISCLAIMER:** The information presented in the 2011 Biennial Report was taken directly from reports of receipts and expenditures filed by the candidates and political committees; afterward formatted into the applicable graphs and charts.

**Summary of Contributions by Amount for  
DC Building Industry Assoc. PAC, Inc**

<b>Denomination Type</b>	<b>Amount Received</b>
Contributions greater than or equal to \$500 but less than \$1000	<b>\$500.00</b>
<b>Grand Total</b>	<b>\$500.00</b>

**DISCLAIMER:** The information presented in the 2011 Biennial Report was taken directly from reports of receipts and expenditures filed by the candidates and political committees; afterward formatted into the applicable graphs and charts.

**Detailed Summary of Contributions by Amount for  
DC Building Industry Assoc. PAC, Inc**

<b>Denomination Type</b>	<b>Name</b>	<b>Received</b>
Contributions greater than or equal to \$500 but less than \$1000	Bowser, Muriel	<b>\$500.00</b>
	Total	<b>\$500.00</b>
<b>Grand Total</b>		<b>\$500.00</b>

**DISCLAIMER:** The information presented in the 2011 Biennial Report was taken directly from reports of receipts and expenditures filed by the candidates and political committees; afterward formatted into the applicable graphs and charts.

Contributor Name	Amount	Type of Contributor	Date of Receipt
------------------	--------	---------------------	-----------------

**Contributions Greater than or equal to \$500 but less than \$1000**

Bowser, Muriel	\$500.00	Refund	09/30/2009
----------------	----------	--------	------------

<b>Subtotal</b>	<b>\$500.00</b>		
-----------------	-----------------	--	--

<b>Percentage of Total Contributions</b>	<b>100.00%</b>		
--	----------------	--	--

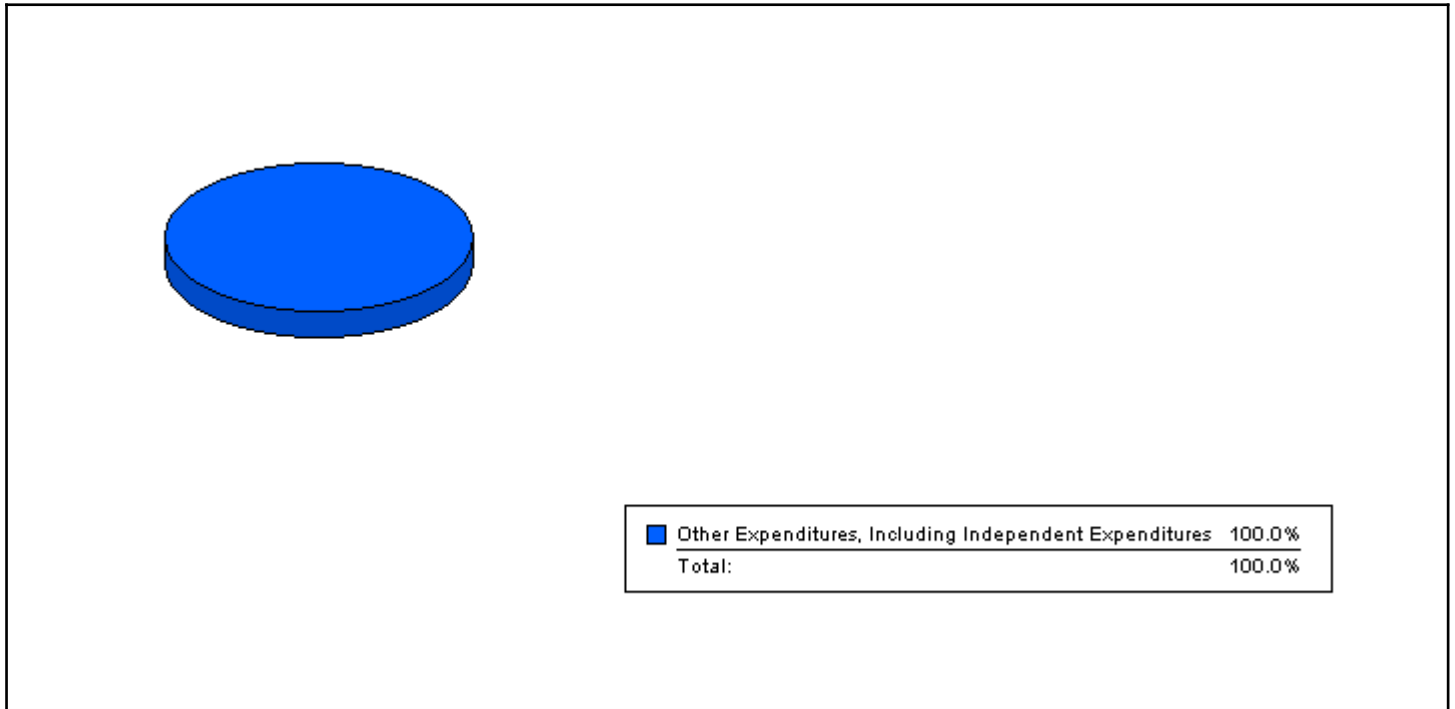
<b>Total</b>	<b>\$500.00</b>		
--------------	-----------------	--	--

**DISCLAIMER:** The information presented in the 2011 Biennial Report was taken directly from reports of receipts and expenditures filed by the candidates and political committees; afterward formatted into the applicable graphs and charts.

# DC OFFICE OF CAMPAIGN FINANCE

## 2011 Biennial Report - Political Action Committees

### Summary of Expenditures by Purpose for DC Chamber of Commerce DC PAC



Note: This Graph depicts the summary of the expenditures by purpose reported by DC Chamber of Commerce DC PAC.

The expenditures are presented in percentage terms by General Operating Expenditures, Transfers to Other Authorized Political Committees, Loan Repayments, Refunds of Contributions, Other Expenditures, and Offsets to Receipts

- General Operating Expenditures may include each expenditure made for Accounting Services, Advertising, Bank Fees, Campaign Events/Fund Raising, Campaign Materials and Supplies, Candidate Loan Re-payment, Catering/Refreshments, Computer Supplies/Equipment, Consulting Services, Equipment Purchases/Rental, In-Kind, Office Maintenance, Office Rental, Office Supplies/Furniture, Other Loan Repayment, Petty Cash, Polling/Mailing Lists, Postage/Shipping/Courier Rates, Printing/Copying, Salary/Stipend, Telephone/Communication, Trash/Poster Removal, Travel/Vehicle Expense, Utility Expense, and other Expenses.
- Transfers to other Authorized Political Committees.
- Loan Repayments.
- Refunds of Contributions may include each contribution Refund to Individuals, Organizations, Political Party Committees, and other Political Committees (PACs).
- Other Expenditures may include all expenditures other than the afore-mentioned, which may include Independent Expenditures made by persons expressly advocating the election or defeat of a clearly identified candidate, which are made without cooperation or consultation with any candidate and/or authorized committee and/or agent of the candidate; Donations to Charities, Churches, Political Committees, Scholarship and Statehood Funds; Payments to the Internal Revenue Service and for Fines; and Tickets to Events.
- Offsets to Receipts may include Refunds, Rebates, Returned Checks, Non-Sufficient Fund Fees, and other Offsets to Operating Expenditures.

**DISCLAIMER:** The information presented in the 2011 Biennial Report was taken directly from reports of receipts and expenditures filed by the candidates and political committees; afterward formatted into the applicable graphs and charts.



**Summary of Expenditures by Purpose for  
DC Chamber of Commerce DC PAC**

<b>Purpose</b>	<b>Total Expenditure</b>
Other Expenditures, Including Independent Expenditures	\$22,832.00
<b>Grand Total</b>	<b>\$22,832.00</b>

**DISCLAIMER:** The information presented in the 2011 Biennial Report was taken directly from reports of receipts and expenditures filed by the candidates and political committees; afterward formatted into the applicable graphs and charts.

**Detailed Summary of Expenditures by Purpose for  
DC Chamber of Commerce DC PAC  
Other Expenditures, Including Independent Expenditures**

<b>Purpose</b>	<b>Payee</b>	<b>Amount Spent</b>
Ads for Gray, K. Brown Phil M J Smith	M Box Communications	<b>\$12,832.00</b>
	<b>Total</b>	<b>\$12,832.00</b>
Endorsement	Catania 2010	<b>\$1,000.00</b>
	Citizens to Elect Jeff Smith	<b>\$500.00</b>
	Gray for Mayor	<b>\$2,000.00</b>
	Kelvin Robinson 2010	<b>\$500.00</b>
	Kwame 4 Chair	<b>\$1,500.00</b>
	Mendelson 2010	<b>\$1,000.00</b>
	Thomas 2010	<b>\$500.00</b>
	<b>Total</b>	<b>\$7,000.00</b>
Mendelson Literative drop	Green, Robert	<b>\$3,000.00</b>
	<b>Total</b>	<b>\$3,000.00</b>
<b>Grand Total</b>		<b>\$22,832.00</b>

**DISCLAIMER:** The information presented in the 2011 Biennial Report was taken directly from reports of receipts and expenditures filed by the candidates and political committees; afterward formatted into the applicable graphs and charts.

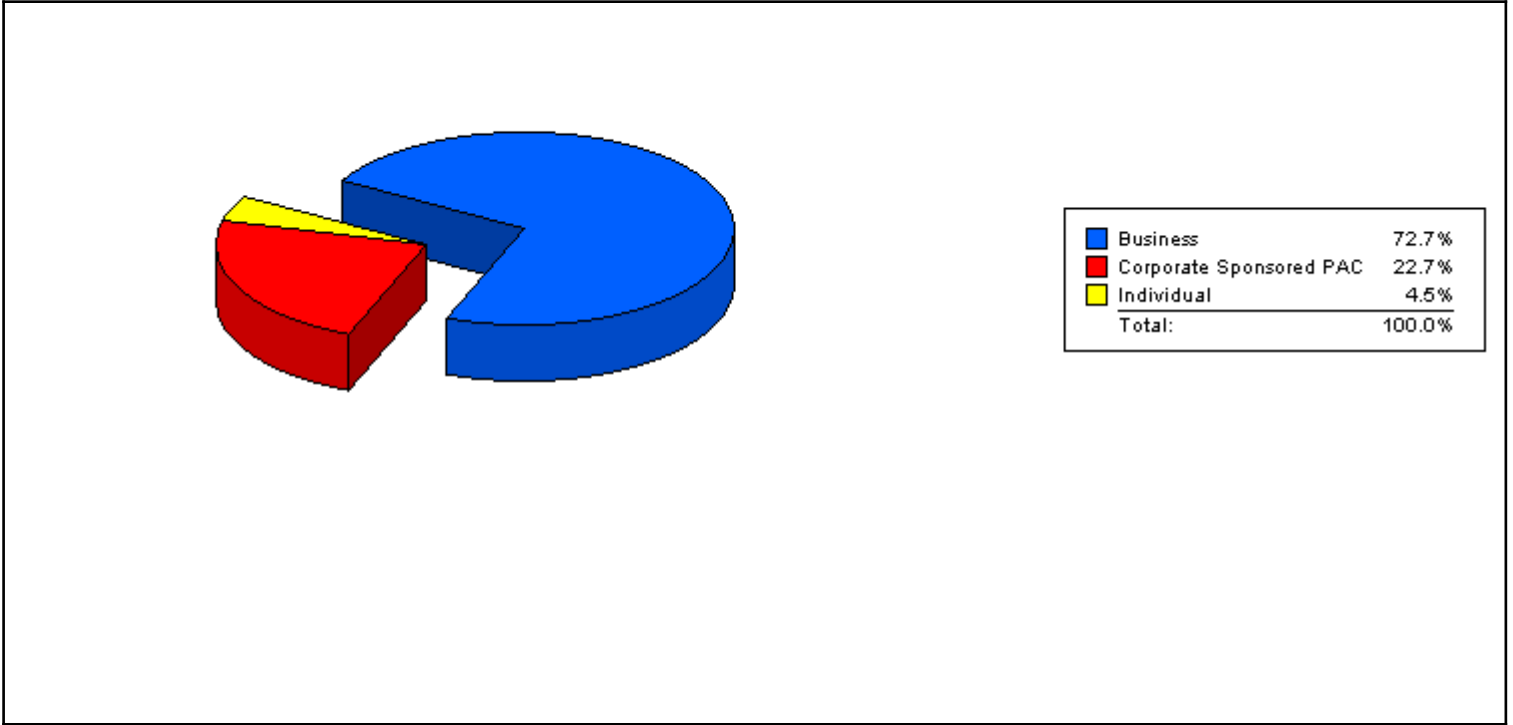
**OTHER EXPENDITURES, INCLUDING INDEPENDENT EXPENDITURES**

DC Chamber of Commerce DC PAC		Detailed Expenditures by Purpose	
Payee Name	Amount of Expenditure	Date of Expenditure	
<b>Ads for Gray, K. Brown Phil M J Smith</b>			
M Box Communications	\$12,832.00	09/22/2010	
<b>Endorsement</b>			
Catania 2010	\$1,000.00	08/11/2010	
Citizens to Elect Jeff Smith	\$500.00	08/06/2010	
Gray for Mayor	\$2,000.00	08/04/2010	
Kelvin Robinson 2010	\$500.00	08/20/2010	
Kwame 4 Chair	\$1,500.00	08/06/2010	
Mendelson 2010	\$1,000.00	08/06/2010	
Thomas 2010	\$500.00	08/06/2010	
<b>Mendelson Literative drop</b>			
Green, Robert	\$3,000.00	09/09/2010	
<b>Subtotal</b>		<b>\$22,832.00</b>	
<b>Percentage of Total Expenditures</b>		<b>100.00%</b>	
<b>Total</b>		<b>\$22,832.00</b>	

**DISCLAIMER:** The information presented in the 2011 Biennial Report was taken directly from reports of receipts and expenditures filed by the candidates and political committees; afterward formatted into the applicable graphs and charts.

**DC OFFICE OF CAMPAIGN FINANCE**  
**2011 Biennial Report - Political Action Committees**

**Summary of Contributions by Donor Type for  
DC Chamber of Commerce DC PAC**



Note: This Graph depicts the summary of the contributions by donor categories reported by the DC Chamber of Commerce DC PAC Principal Campaign Committee

The contributions are presented in percentage terms by donor categories, and may include each contribution received from Businesses, Corporations, Corporate Sponsored Political Action Committees, Individuals, Labor Sponsored Political Action Committees, Political Party Committees, Partnerships, and the Candidate. The summary may also note Other Receipts reported, such as Dividends, Interest, Refunds, and Rebates.

**DISCLAIMER:** The information presented in the 2011 Biennial Report was taken directly from reports of receipts and expenditures filed by the candidates and political committees; afterward formatted into the applicable graphs and charts.

**Summary of Contributions by Donor Type for  
DC Chamber of Commerce DC PAC**

<b>Donor Type</b>	<b>Received</b>
Business	<b>\$16,000.00</b>
Corporate Sponsored PAC	<b>\$5,000.00</b>
Individual	<b>\$1,000.00</b>
<b>Grand Total</b>	<b>\$22,000.00</b>

**DISCLAIMER:** The information presented in the 2011 Biennial Report was taken directly from reports of receipts and expenditures filed by the candidates and political committees; afterward formatted into the applicable graphs and charts.

**Detailed Summary of Contributions by Donor Type for  
DC Chamber of Commerce DC PAC**

<b>Donor Type</b>	<b>Name</b>	<b>Received</b>
Business	Arnold & Porter Partners PAC	<b>\$1,500.00</b>
	Caremark Rx, Inc.	<b>\$1,500.00</b>
	Cherrie Wanner Doggett Trust	<b>\$1,500.00</b>
	DC Economic Empowerment Coali.	<b>\$1,500.00</b>
	Fort Lincoln Newtown Corp.	<b>\$1,500.00</b>
	Ft Lincoln Newtown Corp	<b>\$1,000.00</b>
	Greenstein DeLorme & Luchs	<b>\$1,500.00</b>
	Julyan & Julyan Ltd	<b>\$1,500.00</b>
	Mr Parker Tide Corp	<b>\$1,500.00</b>
	Stanley Martin Commercial	<b>\$1,500.00</b>
	Washington DC Realtors Assoc. PAC	<b>\$1,500.00</b>
	<b>Total</b>	<b>\$16,000.00</b>
Corporate Sponsored PAC	Bud's PAC	<b>\$2,000.00</b>
	Holland & Knight DC PAC	<b>\$1,500.00</b>
	Verizon Communications Wash PAC	<b>\$1,500.00</b>
	<b>Total</b>	<b>\$5,000.00</b>
Individual	Werner-Doggett, Cheryle	<b>\$1,000.00</b>
	<b>Total</b>	<b>\$1,000.00</b>
<b>Grand Total</b>		<b>\$22,000.00</b>

**DISCLAIMER:** The information presented in the 2011 Biennial Report was taken directly from reports of receipts and expenditures filed by the candidates and political committees; afterward formatted into the applicable graphs and charts.

DC Chamber of Commerce DC PAC	Detailed Contributions by Donor Type	
-------------------------------	--------------------------------------	--

Contributor Name	Amount	Date of Receipt
------------------	--------	-----------------

**Business**

Arnold & Porter Partners PAC	\$1,500.00	08/09/2010
Caremark Rx, Inc.	\$1,500.00	08/11/2010
Cherrie Wanner Doggett Trust	\$1,500.00	08/09/2010
DC Economic Empowerment Coali.	\$1,500.00	09/03/2010
Fort Lincoln Newtown Corp.	\$1,500.00	08/09/2010
Ft Lincoln Newtown Corp	\$1,000.00	08/31/2010
Greenstein DeLorme & Luchs	\$1,500.00	08/30/2010
Julyan & Julyan Ltd	\$1,500.00	08/09/2010
Mr Parker Tide Corp	\$1,500.00	08/09/2010
Stanley Martin Commercial	\$1,500.00	08/09/2010
Washington DC Realtors Assoc. PAC	\$1,500.00	08/09/2010

**Subtotal** **\$16,000.00**

**Percentage of Total Contributions** **72.73%**

DC Chamber of Commerce DC PAC	Detailed Contributions by Donor Type	
-------------------------------	--------------------------------------	--

Contributor Name	Amount	Date of Receipt
------------------	--------	-----------------

**Corporate Sponsored PAC**

Bud's PAC	\$2,000.00	08/31/2010
Holland & Knight DC PAC	\$1,500.00	08/15/2010
Verizon Communications Wash PAC	\$1,500.00	08/15/2010

**Subtotal** **\$5,000.00**

**Percentage of Total Contributions** **22.73%**

DC Chamber of Commerce DC PAC	Detailed Contributions by Donor Type	
-------------------------------	--------------------------------------	--

Contributor Name	Amount	Date of Receipt
------------------	--------	-----------------

**Individual**

Werner-Doggett, Cheryle	\$1,000.00	08/30/2010
-------------------------	------------	------------

**Subtotal** **\$1,000.00**

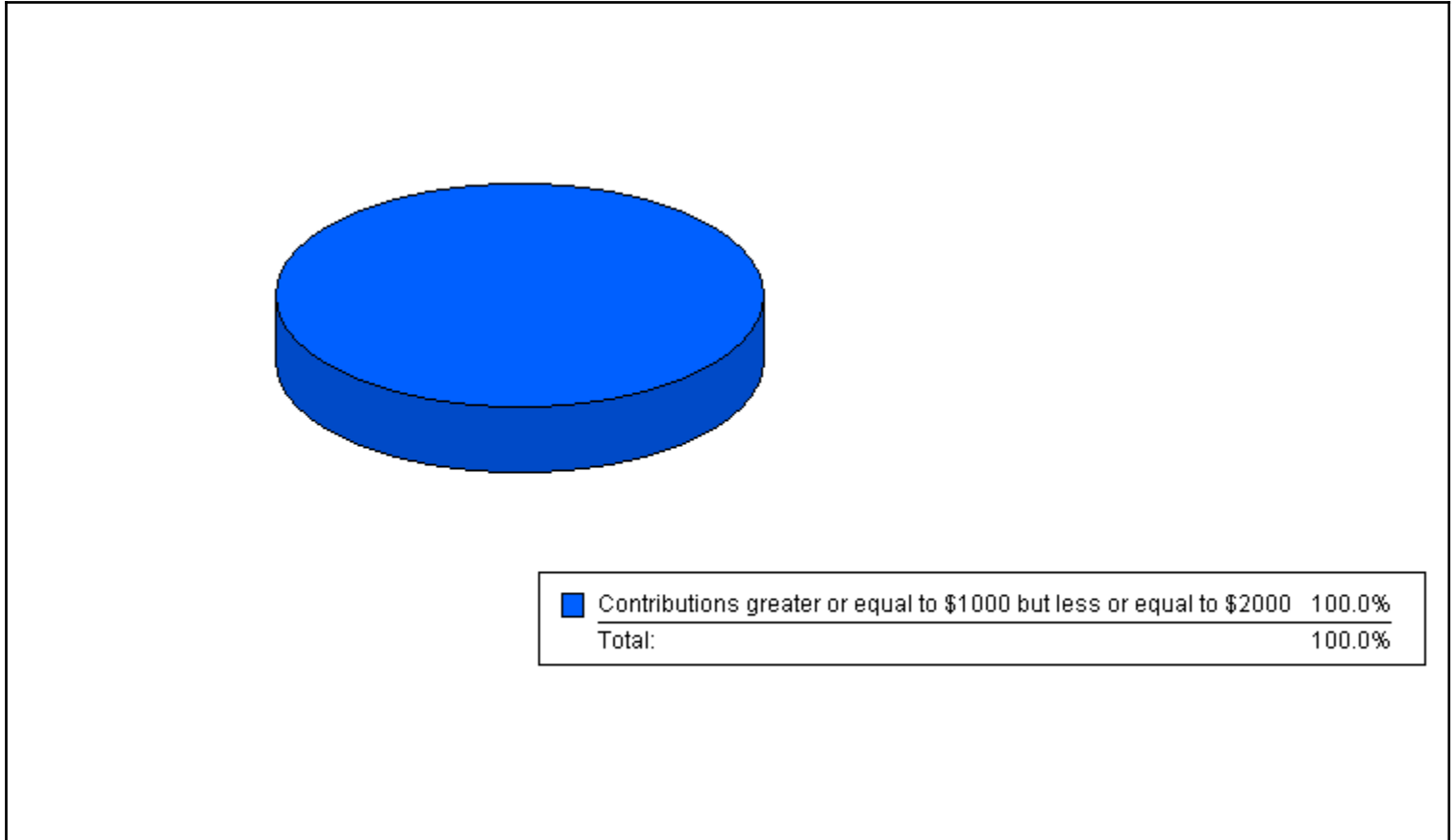
**Percentage of Total Contributions** **4.55%**

**Total** **\$22,000.00**

**DISCLAIMER:** The information presented in the 2011 Biennial Report was taken directly from reports of receipts and expenditures filed by the candidates and political committees; afterward formatted into the applicable graphs and charts.

**DC OFFICE OF CAMPAIGN FINANCE**  
**2011 Biennial Report - Political Action Committees**

**Summary of Contributions by Amount for  
DC Chamber of Commerce DC PAC**



Note: This Graph depicts the summary of the contributions dollar amount reported by the DC Chamber of Commerce DC PAC Principal Campaign Committee

The contributions are presented in percentage terms in dollar amount, by the size of the contribution, including contribution greater than \$2000; contributions greater than or equal to \$1000 but less than or equal to \$2000; contributions greater than or equal to \$500 but less than or equal to \$1000; contributions greater than or equal to \$250 but less than or equal to \$500; contributions greater than or equal to \$100 but less than or equal to \$250; and contributions less than \$100.

**DISCLAIMER:** The information presented in the 2011 Biennial Report was taken directly from reports of receipts and expenditures filed by the candidates and political committees; afterward formatted into the applicable graphs and charts.



**Summary of Contributions by Amount for  
DC Chamber of Commerce DC PAC**

<b>Denomination Type</b>	<b>Amount Received</b>
Contributions greater or equal to \$1000 but less or equal to \$2000	<b>\$22,000.00</b>
<b>Grand Total</b>	<b>\$22,000.00</b>

**DISCLAIMER:** The information presented in the 2011 Biennial Report was taken directly from reports of receipts and expenditures filed by the candidates and political committees; afterward formatted into the applicable graphs and charts.

**Detailed Summary of Contributions by Amount for  
DC Chamber of Commerce DC PAC**

Denomination Type	Name	Received
Contributions greater or equal to \$1000 but less or equal to \$2000	Arnold & Porter Partners PAC	\$1,500.00
	Bud's PAC	\$2,000.00
	Caremark Rx, Inc.	\$1,500.00
	Cherrie Wanner Doggett Trust	\$1,500.00
	DC Economic Empowerment Coali.	\$1,500.00
	Fort Lincoln Newtown Corp.	\$1,500.00
	Ft Lincoln Newtown Corp	\$1,000.00
	Greenstein DeLorme & Luchs	\$1,500.00
	Holland & Knight DC PAC	\$1,500.00
	Julyan & Julyan Ltd	\$1,500.00
	Mr Parker Tide Corp	\$1,500.00
	Stanley Martin Commercial	\$1,500.00
	Verizon Communications Wash PAC	\$1,500.00
	Washington DC Realtors Assoc. PAC	\$1,500.00
	Werner-Doggett, Cheryle	\$1,000.00
Total	\$22,000.00	
<b>Grand Total</b>		<b>\$22,000.00</b>

**DISCLAIMER:** The information presented in the 2011 Biennial Report was taken directly from reports of receipts and expenditures filed by the candidates and political committees; afterward formatted into the applicable graphs and charts.

Contributor Name	Amount	Type of Contributor	Date of Receipt
------------------	--------	---------------------	-----------------

**Contributions greater or equal to \$1000 but less or equal to \$2000**

Arnold & Porter Partners PAC	\$1,500.00	Business	08/09/2010
Bud's PAC	\$2,000.00	Corporate Sponsored PAC	08/31/2010
Caremark Rx, Inc.	\$1,500.00	Business	08/11/2010
Cherrie Wanner Doggett Trust	\$1,500.00	Business	08/09/2010
DC Economic Empowerment Coali.	\$1,500.00	Business	09/03/2010
Fort Lincoln Newtown Corp.	\$1,500.00	Business	08/09/2010
Ft Lincoln Newtown Corp	\$1,000.00	Business	08/31/2010
Greenstein DeLorme & Luchs	\$1,500.00	Business	08/30/2010
Holland & Knight DC PAC	\$1,500.00	Corporate Sponsored PAC	08/15/2010
Julyan & Julyan Ltd	\$1,500.00	Business	08/09/2010
Mr Parker Tide Corp	\$1,500.00	Business	08/09/2010
Stanley Martin Commercial	\$1,500.00	Business	08/09/2010
Verizon Communications Wash PAC	\$1,500.00	Corporate Sponsored PAC	08/15/2010
Washington DC Realtors Assoc. PAC	\$1,500.00	Business	08/09/2010
Werner-Doggett, Cheryle	\$1,000.00	Individual	08/30/2010

**Subtotal** **\$22,000.00**

**Percentage of Total Contributions** **100.00%**

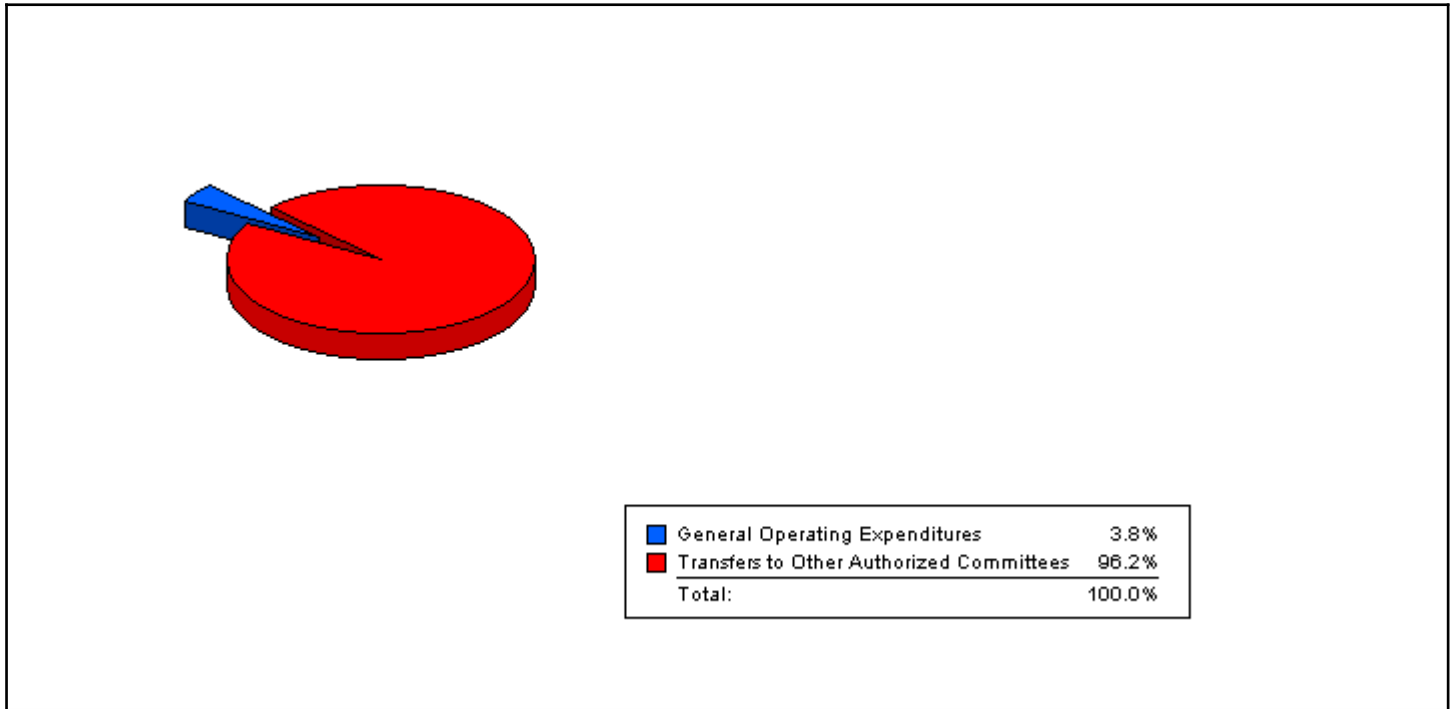
**Total** **\$22,000.00**

**DISCLAIMER:** The information presented in the 2011 Biennial Report was taken directly from reports of receipts and expenditures filed by the candidates and political committees; afterward formatted into the applicable graphs and charts.

# DC OFFICE OF CAMPAIGN FINANCE

## 2011 Biennial Report - Political Action Committees

### Summary of Expenditures by Purpose for DC Latino Political Action Committee



Note: This Graph depicts the summary of the expenditures by purpose reported by DC Latino Political Action Committee.

The expenditures are presented in percentage terms by General Operating Expenditures, Transfers to Other Authorized Political Committees, Loan Repayments, Refunds of Contributions, Other Expenditures, and Offsets to Receipts

- General Operating Expenditures may include each expenditure made for Accounting Services, Advertising, Bank Fees, Campaign Events/Fund Raising, Campaign Materials and Supplies, Candidate Loan Re-payment, Catering/Refreshments, Computer Supplies/Equipment, Consulting Services, Equipment Purchases/Rental, In-Kind, Office Maintenance, Office Rental, Office Supplies/Furniture, Other Loan Repayment, Petty Cash, Polling/Mailing Lists, Postage/Shipping/Courier Rates, Printing/Copying, Salary/Stipend, Telephone/Communication, Trash/Poster Removal, Travel/Vehicle Expense, Utility Expense, and other Expenses.
- Transfers to other Authorized Political Committees.
- Loan Repayments.
- Refunds of Contributions may include each contribution Refund to Individuals, Organizations, Political Party Committees, and other Political Committees (PACs).
- Other Expenditures may include all expenditures other than the afore-mentioned, which may include Independent Expenditures made by persons expressly advocating the election or defeat of a clearly identified candidate, which are made without cooperation or consultation with any candidate and/or authorized committee and/or agent of the candidate; Donations to Charities, Churches, Political Committees, Scholarship and Statehood Funds; Payments to the Internal Revenue Service and for Fines; and Tickets to Events.
- Offsets to Receipts may include Refunds, Rebates, Returned Checks, Non-Sufficient Fund Fees, and other Offsets to Operating Expenditures.

**DISCLAIMER:** The information presented in the 2011 Biennial Report was taken directly from reports of receipts and expenditures filed by the candidates and political committees; afterward formatted into the applicable graphs and charts.

**Summary of Expenditures by Purpose for  
DC Latino Political Action Committee**

<b>Purpose</b>	<b>Total Expenditure</b>
General Operating Expenditures	<b>\$150.00</b>
Transfers to Other Authorized Committees	<b>\$3,750.00</b>
<b>Grand Total</b>	<b>\$3,900.00</b>

**DISCLAIMER:** The information presented in the 2011 Biennial Report was taken directly from reports of receipts and expenditures filed by the candidates and political committees; afterward formatted into the applicable graphs and charts.

## General Operating Expenditures

Purpose	Total Expenditures
Catering/Refreshments	\$150.00
<b>Total</b>	<b>\$150.00</b>

**DISCLAIMER:** The information presented in the 2011 Biennial Report was taken directly from reports of receipts and expenditures filed by the candidates and political committees; afterward formatted into the applicable graphs and charts.

**Detailed Summary of Expenditures by Purpose for  
DC Latino Political Action Committee  
General Operating Expenditures**

Purpose	Payee	Amount Spent
Catering/Refreshments	Costco Warehouse	<b>\$150.00</b>
	<b>Total</b>	<b>\$150.00</b>
<b>Grand Total</b>		<b>\$150.00</b>

**DISCLAIMER:** The information presented in the 2011 Biennial Report was taken directly from reports of receipts and expenditures filed by the candidates and political committees; afterward formatted into the applicable graphs and charts.

**Detailed Summary of Expenditures by Purpose for  
DC Latino Political Action Committee  
Transfers to Other Authorized Committees**

<b>Purpose</b>	<b>Payee</b>	<b>Amount Spent</b>
Transfer	DC Democratic State Committee	<b>\$1,750.00</b>
	Vince Gray for Mayor Campaign	<b>\$2,000.00</b>
	<b>Total</b>	<b>\$3,750.00</b>
<b>Grand Total</b>		<b>\$3,750.00</b>

**DISCLAIMER:** The information presented in the 2011 Biennial Report was taken directly from reports of receipts and expenditures filed by the candidates and political committees; afterward formatted into the applicable graphs and charts.



**GENERAL OPERATING EXPENDITURES**

DC Latino Political Action Committee		Detailed Expenditures by Purpose	
Payee Name	Amount of Expenditure	Date of Expenditure	
<b>Catering/Refreshments</b>			
Costco Warehouse	\$150.00	07/30/2010	
	<b>Subtotal</b>	<b>\$150.00</b>	
	<b>Percentage of Total Expenditures</b>	<b>3.85%</b>	


**TRANSFERS TO OTHER AUTHORIZED COMMITTEES**

DC Latino Political Action Committee		Detailed Expenditures by Purpose	
Payee Name	Amount of Expenditure	Date of Expenditure	
<b>Transfer</b>			
DC Democratic State Committee	\$1,000.00	06/24/2010	
DC Democratic State Committee	\$750.00	06/23/2010	
Vince Gray for Mayor Campaign	\$2,000.00	08/05/2010	
	<b>Subtotal</b>	<b>\$3,750.00</b>	
	<b>Percentage of Total Expenditures</b>	<b>96.15%</b>	
	<b>Total</b>	<b>\$3,900.00</b>	

**DISCLAIMER:** The information presented in the 2011 Biennial Report was taken directly from reports of receipts and expenditures filed by the candidates and political committees; afterward formatted into the applicable graphs and charts.

**DC OFFICE OF CAMPAIGN FINANCE**  
**2011 Biennial Report - Political Action Committees**

**Summary of Contributions by Donor Type for  
DC Latino Political Action Committee**



Note: This Graph depicts the summary of the contributions by donor categories reported by the DC Latino Political Action Committee Principal Campaign Committee

The contributions are presented in percentage terms by donor categories, and may include each contribution received from Businesses, Corporations, Corporate Sponsored Political Action Committees, Individuals, Labor Sponsored Political Action Committees, Political Party Committees, Partnerships, and the Candidate. The summary may also note Other Receipts reported, such as Dividends, Interest, Refunds, and Rebates.

**DISCLAIMER:** The information presented in the 2011 Biennial Report was taken directly from reports of receipts and expenditures filed by the candidates and political committees; afterward formatted into the applicable graphs and charts.

**Summary of Contributions by Donor Type for  
DC Latino Political Action Committee**

<b>Donor Type</b>	<b>Received</b>
Individual	<b>\$781.70</b>
<b>Grand Total</b>	<b>\$781.70</b>

**DISCLAIMER:** The information presented in the 2011 Biennial Report was taken directly from reports of receipts and expenditures filed by the candidates and political committees; afterward formatted into the applicable graphs and charts.

**Detailed Summary of Contributions by Donor Type for  
DC Latino Political Action Committee**

<b>Donor Type</b>	<b>Name</b>	<b>Received</b>
Individual	Bonds, Anita	<b>\$50.00</b>
	Cardona, Maria	<b>\$291.00</b>
	Corrales, Maria	<b>\$145.35</b>
	Enrique, Rivera-Tores	<b>\$145.35</b>
	Rivero, Enrique	<b>\$150.00</b>
	<b>Total</b>	<b>\$781.70</b>
<b>Grand Total</b>		<b>\$781.70</b>

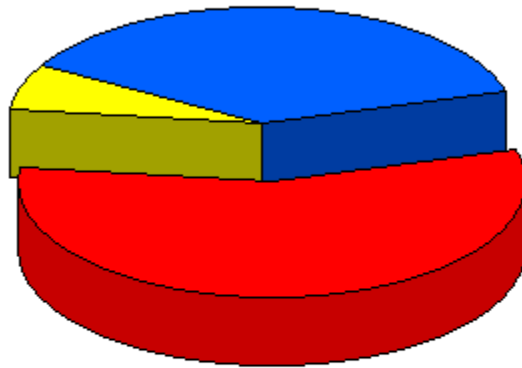
**DISCLAIMER:** The information presented in the 2011 Biennial Report was taken directly from reports of receipts and expenditures filed by the candidates and political committees; afterward formatted into the applicable graphs and charts.

<b>Contributor Name</b>	<b>Amount</b>	<b>Date of Receipt</b>
<b>Individual</b>		
Bonds, Anita	\$50.00	06/24/2010
Cardona, Maria	\$291.00	06/22/2010
Corrales, Maria	\$145.35	06/30/2010
Enrique, Rivera-Tores	\$145.35	07/27/2010
Rivero, Enrique	\$150.00	08/03/2010
	<b>Subtotal</b>	<b>\$781.70</b>
	<b>Percentage of Total Contributions</b>	<b>100.00%</b>
	<b>Total</b>	<b>\$781.70</b>

**DISCLAIMER:** The information presented in the 2011 Biennial Report was taken directly from reports of receipts and expenditures filed by the candidates and political committees; afterward formatted into the applicable graphs and charts.

**DC OFFICE OF CAMPAIGN FINANCE**  
**2011 Biennial Report - Political Action Committees**

**Summary of Contributions by Amount for  
DC Latino Political Action Committee**



Contributions Greater than or equal to \$250 but less than \$500	37.2%
Contributions Greater than or equal to \$100 but less than \$250	56.4%
Contributions Less than \$100	6.4%
Total:	100.0%

Note: This Graph depicts the summary of the contributions dollar amount reported by the DC Latino Political Action Committee Principal Campaign Committee

The contributions are presented in percentage terms in dollar amount, by the size of the contribution, including contribution greater than \$2000; contributions greater than or equal to \$1000 but less than or equal to \$2000; contributions greater than or equal to \$500 but less than or equal to \$1000; contributions greater than or equal to \$250 but less than or equal to \$500; contributions greater than or equal to \$100 but less than or equal to \$250; and contributions less than \$100.

**DISCLAIMER:** The information presented in the 2011 Biennial Report was taken directly from reports of receipts and expenditures filed by the candidates and political committees; afterward formatted into the applicable graphs and charts.

## **Summary of Contributions by Amount for DC Latino Political Action Committee**

<b>Denomination Type</b>	<b>Amount Received</b>
Contributions greater than or equal to \$250 but less than \$500	<b>\$291.00</b>
Contributions greater than or equal to \$100 but less than \$250	<b>\$440.70</b>
Contributions less than \$100	<b>\$50.00</b>
<b>Grand Total</b>	<b>\$781.70</b>

**DISCLAIMER:** The information presented in the 2011 Biennial Report was taken directly from reports of receipts and expenditures filed by the candidates and political committees; afterward formatted into the applicable graphs and charts.

**Detailed Summary of Contributions by Amount for  
DC Latino Political Action Committee**

<b>Denomination Type</b>	<b>Name</b>	<b>Received</b>
Contributions greater than or equal to \$250 but less than \$500	Cardona, Maria	<b>\$291.00</b>
	Total	<b>\$291.00</b>
Contributions greater than or equal to \$100 but less than \$250	Corrales, Maria	<b>\$145.35</b>
	Enrique, Rivera-Tores	<b>\$145.35</b>
	Rivero, Enrique	<b>\$150.00</b>
	Total	<b>\$440.70</b>
Contributions less than \$100	Bonds, Anita	<b>\$50.00</b>
	Total	<b>\$50.00</b>
<b>Grand Total</b>		<b>\$781.70</b>

**DISCLAIMER:** The information presented in the 2011 Biennial Report was taken directly from reports of receipts and expenditures filed by the candidates and political committees; afterward formatted into the applicable graphs and charts.



Contributor Name	Amount	Type of Contributor	Date of Receipt
------------------	--------	---------------------	-----------------

**Contributions Greater than or equal to \$250 but less than \$500**

Cardona, Maria	\$291.00	Individual	06/22/2010
----------------	----------	------------	------------

<b>Subtotal</b>	<b>\$291.00</b>		
-----------------	-----------------	--	--

<b>Percentage of Total Contributions</b>	<b>37.23%</b>		
--	---------------	--	--

Contributor Name	Amount	Type of Contributor	Date of Receipt
------------------	--------	---------------------	-----------------

**Contributions Greater than or equal to \$100 but less than \$250**

Corrales, Maria	\$145.35	Individual	06/30/2010
-----------------	----------	------------	------------

Enrique, Rivera-Tores	\$145.35	Individual	07/27/2010
-----------------------	----------	------------	------------

Rivero, Enrique	\$150.00	Individual	08/03/2010
-----------------	----------	------------	------------

<b>Subtotal</b>	<b>\$440.70</b>		
-----------------	-----------------	--	--

<b>Percentage of Total Contributions</b>	<b>56.38%</b>		
--	---------------	--	--

Contributor Name	Amount	Type of Contributor	Date of Receipt
------------------	--------	---------------------	-----------------

**Contributions Less than \$100**

Bonds, Anita	\$50.00	Individual	06/24/2010
--------------	---------	------------	------------

<b>Subtotal</b>	<b>\$50.00</b>		
-----------------	----------------	--	--

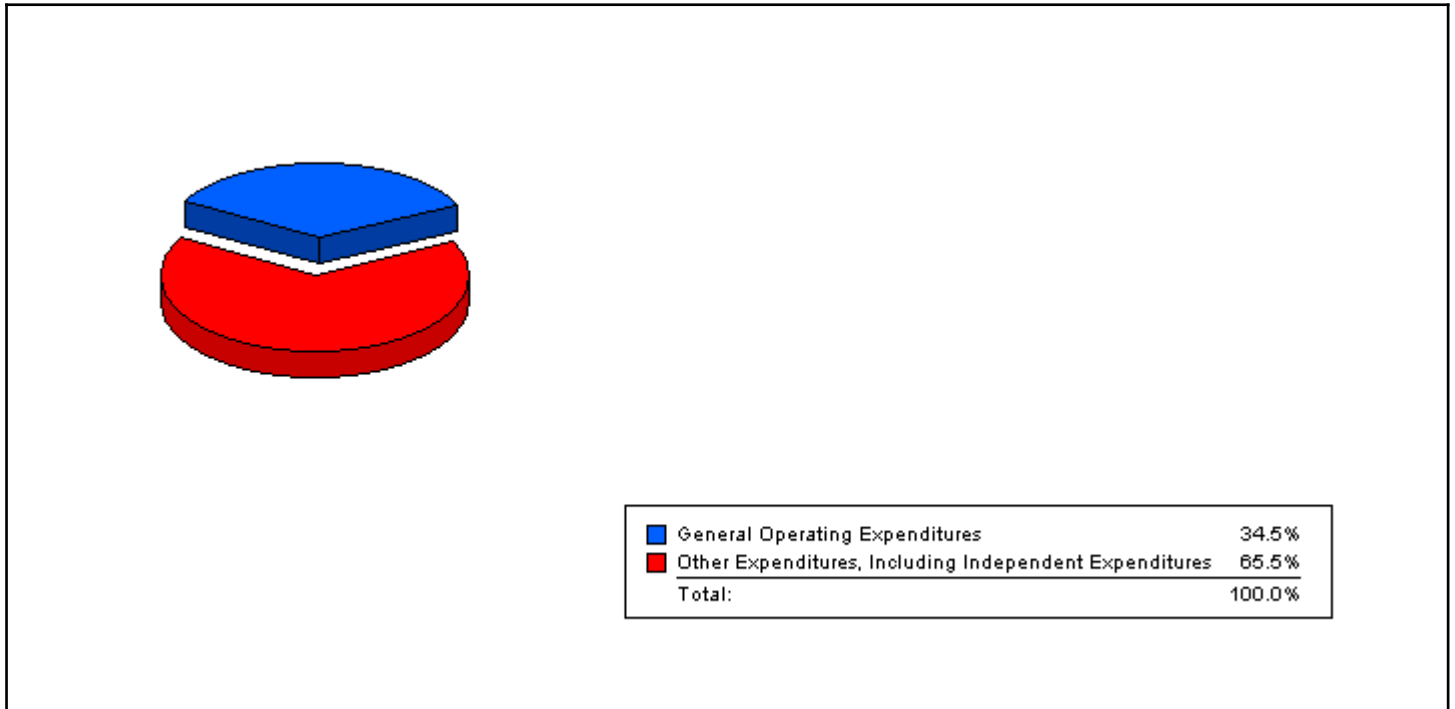
<b>Percentage of Total Contributions</b>	<b>6.40%</b>		
--	--------------	--	--

<b>Total</b>	<b>\$781.70</b>		
--------------	-----------------	--	--

# DC OFFICE OF CAMPAIGN FINANCE

## 2011 Biennial Report - Political Action Committees

### Summary of Expenditures by Purpose for DC PAC for Bricklayers Local 1



Note: This Graph depicts the summary of the expenditures by purpose reported by DC PAC for Bricklayers Local 1.

The expenditures are presented in percentage terms by General Operating Expenditures, Transfers to Other Authorized Political Committees, Loan Repayments, Refunds of Contributions, Other Expenditures, and Offsets to Receipts

- General Operating Expenditures may include each expenditure made for Accounting Services, Advertising, Bank Fees, Campaign Events/Fund Raising, Campaign Materials and Supplies, Candidate Loan Re-payment, Catering/Refreshments, Computer Supplies/Equipment, Consulting Services, Equipment Purchases/Rental, In-Kind, Office Maintenance, Office Rental, Office Supplies/Furniture, Other Loan Repayment, Petty Cash, Polling/Mailing Lists, Postage/Shipping/Courier Rates, Printing/Copying, Salary/Stipend, Telephone/Communication, Trash/Poster Removal, Travel/Vehicle Expense, Utility Expense, and other Expenses.
- Transfers to other Authorized Political Committees.
- Loan Repayments.
- Refunds of Contributions may include each contribution Refund to Individuals, Organizations, Political Party Committees, and other Political Committees (PACs).
- Other Expenditures may include all expenditures other than the afore-mentioned, which may include Independent Expenditures made by persons expressly advocating the election or defeat of a clearly identified candidate, which are made without cooperation or consultation with any candidate and/or authorized committee and/or agent of the candidate; Donations to Charities, Churches, Political Committees, Scholarship and Statehood Funds; Payments to the Internal Revenue Service and for Fines; and Tickets to Events.
- Offsets to Receipts may include Refunds, Rebates, Returned Checks, Non-Sufficient Fund Fees, and other Offsets to Operating Expenditures.

**DISCLAIMER:** The information presented in the 2011 Biennial Report was taken directly from reports of receipts and expenditures filed by the candidates and political committees; afterward formatted into the applicable graphs and charts.

**Summary of Expenditures by Purpose for  
DC PAC for Bricklayers Local 1**

<b>Purpose</b>	<b>Total Expenditure</b>
General Operating Expenditures	<b>\$539.23</b>
Other Expenditures, Including Independent Expenditures	<b>\$1,025.00</b>
<b>Grand Total</b>	<b>\$1,564.23</b>

**DISCLAIMER:** The information presented in the 2011 Biennial Report was taken directly from reports of receipts and expenditures filed by the candidates and political committees; afterward formatted into the applicable graphs and charts.

## General Operating Expenditures

Purpose	Total Expenditures
Bank Fees	\$114.23
Consultant/Salary/Stipend	\$425.00
<b>Total</b>	<b>\$539.23</b>

**DISCLAIMER:** The information presented in the 2011 Biennial Report was taken directly from reports of receipts and expenditures filed by the candidates and political committees; afterward formatted into the applicable graphs and charts.

**Detailed Summary of Expenditures by Purpose for  
DC PAC for Bricklayers Local 1  
General Operating Expenditures**

<b>Purpose</b>	<b>Payee</b>	<b>Amount Spent</b>
Bank Fees	SUNTRUST BANK	<b>\$114.23</b>
	<b>Total</b>	<b>\$114.23</b>
Consultant/Salary/Stipend	Salter & Company, LLC	<b>\$425.00</b>
	<b>Total</b>	<b>\$425.00</b>
<b>Grand Total</b>		<b>\$539.23</b>

**DISCLAIMER:** The information presented in the 2011 Biennial Report was taken directly from reports of receipts and expenditures filed by the candidates and political committees; afterward formatted into the applicable graphs and charts.

**Detailed Summary of Expenditures by Purpose for  
DC PAC for Bricklayers Local 1  
Other Expenditures, Including Independent Expenditures**

<b>Purpose</b>	<b>Payee</b>	<b>Amount Spent</b>
Donation to Principle Campaign Committees	Mendelson for Council 2010	<b>\$1,000.00</b>
	Motley 2010 Committee	<b>\$25.00</b>
	<b>Total</b>	<b>\$1,025.00</b>
<b>Grand Total</b>		<b>\$1,025.00</b>

**DISCLAIMER:** The information presented in the 2011 Biennial Report was taken directly from reports of receipts and expenditures filed by the candidates and political committees; afterward formatted into the applicable graphs and charts.

**GENERAL OPERATING EXPENDITURES**

DC PAC for Bricklayers Local 1		Detailed Expenditures by Purpose	
Payee Name	Amount of Expenditure	Date of Expenditure	
<b>Bank Fees</b>			
SUNTRUST BANK	\$114.23	06/30/2010	
<b>Consultant/Salary/Stipend</b>			
Salter & Company, LLC	\$425.00	10/25/2010	
	<b>Subtotal</b>	<b>\$539.23</b>	
	<b>Percentage of Total Expenditures</b>	<b>34.47%</b>	

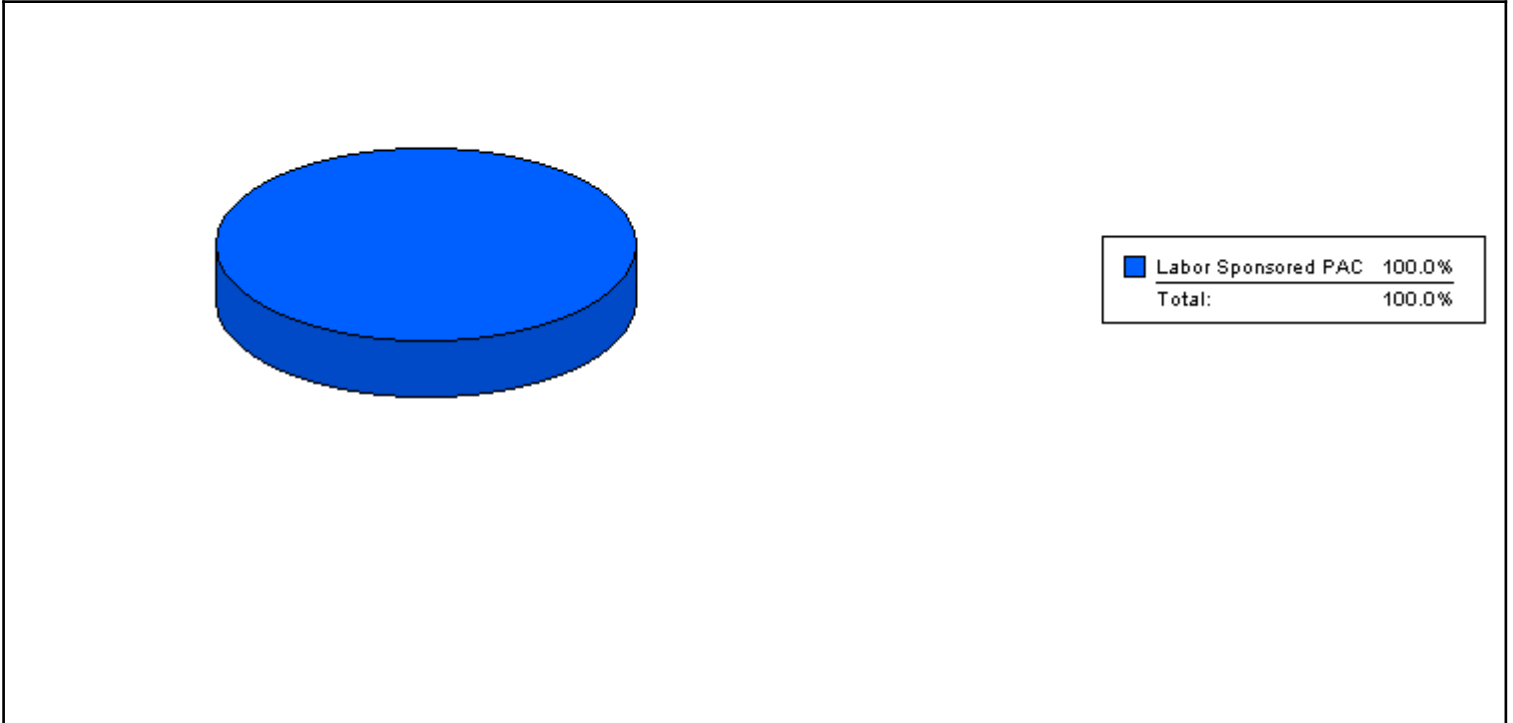
**OTHER EXPENDITURES, INCLUDING INDEPENDENT EXPENDITURES**

DC PAC for Bricklayers Local 1		Detailed Expenditures by Purpose	
Payee Name	Amount of Expenditure	Date of Expenditure	
<b>Donation to Principle Campaign Committees</b>			
Mendelson for Council 2010	\$1,000.00	04/22/2010	
Motley 2010 Committee	\$25.00	06/01/2010	
	<b>Subtotal</b>	<b>\$1,025.00</b>	
	<b>Percentage of Total Expenditures</b>	<b>65.53%</b>	
	<b>Total</b>	<b>\$1,564.23</b>	

**DISCLAIMER:** The information presented in the 2011 Biennial Report was taken directly from reports of receipts and expenditures filed by the candidates and political committees; afterward formatted into the applicable graphs and charts.

**DC OFFICE OF CAMPAIGN FINANCE**  
**2011 Biennial Report - Political Action Committees**

**Summary of Contributions by Donor Type for  
DC PAC for Bricklayers Local 1**



Note: This Graph depicts the summary of the contributions by donor categories reported by the DC PAC for Bricklayers Local 1 Principal Campaign Committee

The contributions are presented in percentage terms by donor categories, and may include each contribution received from Businesses, Corporations, Corporate Sponsored Political Action Committees, Individuals, Labor Sponsored Political Action Committees, Political Party Committees, Partnerships, and the Candidate. The summary may also note Other Receipts reported, such as Dividends, Interest, Refunds, and Rebates.

**DISCLAIMER:** The information presented in the 2011 Biennial Report was taken directly from reports of receipts and expenditures filed by the candidates and political committees; afterward formatted into the applicable graphs and charts.



**Summary of Contributions by Donor Type for  
DC PAC for Bricklayers Local 1**

<b>Donor Type</b>	<b>Received</b>
Labor Sponsored PAC	<b>\$6,000.00</b>
<b>Grand Total</b>	<b>\$6,000.00</b>

**DISCLAIMER:** The information presented in the 2011 Biennial Report was taken directly from reports of receipts and expenditures filed by the candidates and political committees; afterward formatted into the applicable graphs and charts.

**Detailed Summary of Contributions by Donor Type for  
DC PAC for Bricklayers Local 1**

<b>Donor Type</b>	<b>Name</b>	<b>Received</b>
Labor Sponsored PAC	BAC LU1 PAC FUND	<b>\$6,000.00</b>
	<b>Total</b>	<b>\$6,000.00</b>
	<b>Grand Total</b>	<b>\$6,000.00</b>

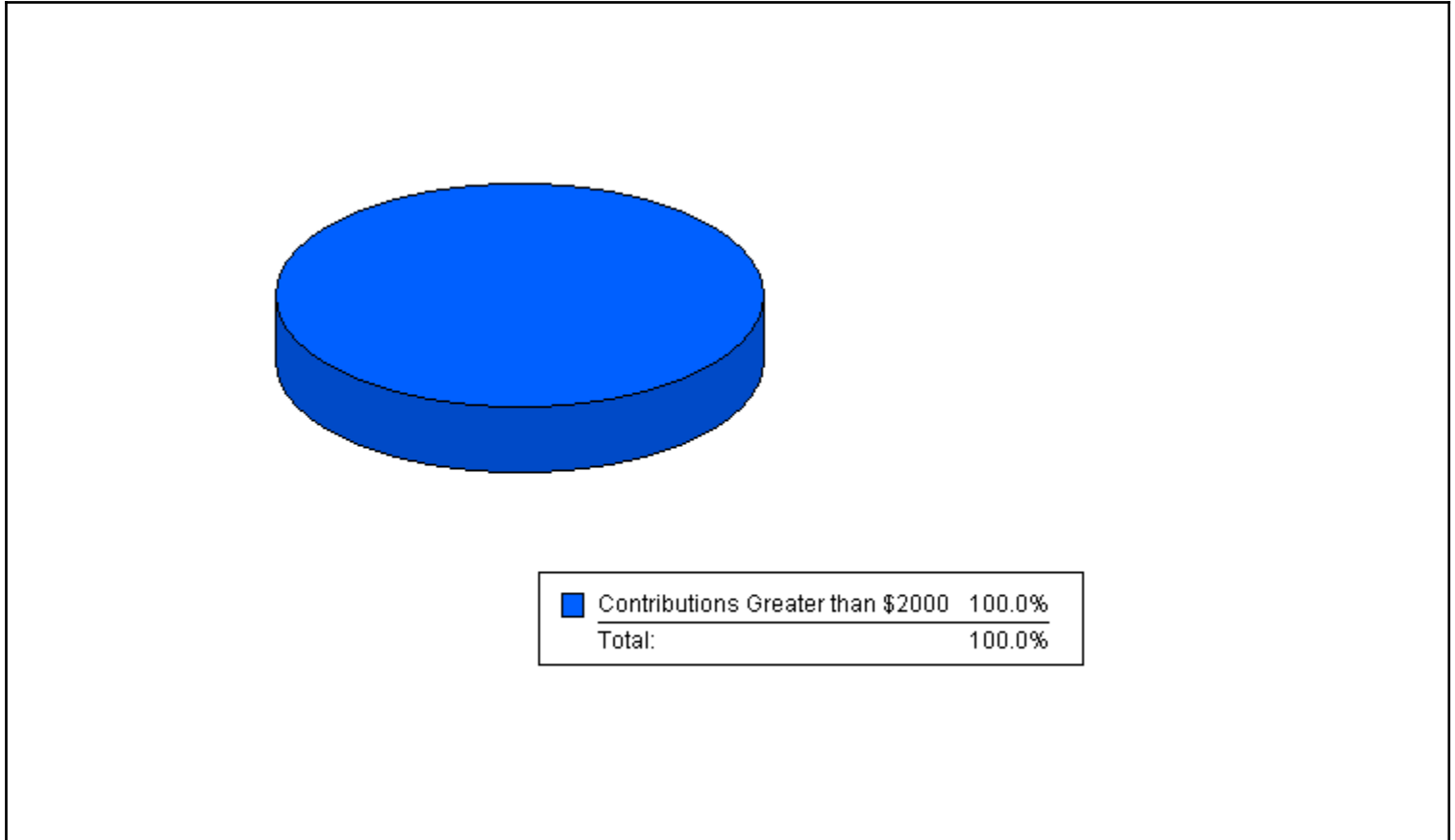
**DISCLAIMER:** The information presented in the 2011 Biennial Report was taken directly from reports of receipts and expenditures filed by the candidates and political committees; afterward formatted into the applicable graphs and charts.

Contributor Name	Amount	Date of Receipt
<b>Labor Sponsored PAC</b>		
BAC LU1 PAC FUND	\$6,000.00	04/22/2010
<b>Subtotal</b>	<b>\$6,000.00</b>	
<b>Percentage of Total Contributions</b>	<b>100.00%</b>	
<b>Total</b>	<b>\$6,000.00</b>	

**DISCLAIMER:** The information presented in the 2011 Biennial Report was taken directly from reports of receipts and expenditures filed by the candidates and political committees; afterward formatted into the applicable graphs and charts.

**DC OFFICE OF CAMPAIGN FINANCE**  
**2011 Biennial Report - Political Action Committees**

**Summary of Contributions by Amount for  
DC PAC for Bricklayers Local 1**



Note: This Graph depicts the summary of the contributions dollar amount reported by the DC PAC for Bricklayers Local 1 Principal Campaign Committee

The contributions are presented in percentage terms in dollar amount, by the size of the contribution, including contribution greater than \$2000; contributions greater than or equal to \$1000 but less than or equal to \$2000; contributions greater than or equal to \$500 but less than or equal to \$1000; contributions greater than or equal to \$250 but less than or equal to \$500; contributions greater than or equal to \$100 but less than or equal to \$250; and contributions less than \$100.

**DISCLAIMER:** The information presented in the 2011 Biennial Report was taken directly from reports of receipts and expenditures filed by the candidates and political committees; afterward formatted into the applicable graphs and charts.

**Summary of Contributions by Amount for  
DC PAC for Bricklayers Local 1**

<b>Denomination Type</b>	<b>Amount Received</b>
Contributions Greater than \$2000	<b>\$6,000.00</b>
<b>Grand Total</b>	<b>\$6,000.00</b>

**DISCLAIMER:** The information presented in the 2011 Biennial Report was taken directly from reports of receipts and expenditures filed by the candidates and political committees; afterward formatted into the applicable graphs and charts.

**Detailed Summary of Contributions by Amount for  
DC PAC for Bricklayers Local 1**

<b>Denomination Type</b>	<b>Name</b>	<b>Received</b>
Contributions Greater than \$2000	BAC LU1 PAC FUND	<b>\$6,000.00</b>
	Total	<b>\$6,000.00</b>
<b>Grand Total</b>		<b>\$6,000.00</b>

**DISCLAIMER:** The information presented in the 2011 Biennial Report was taken directly from reports of receipts and expenditures filed by the candidates and political committees; afterward formatted into the applicable graphs and charts.

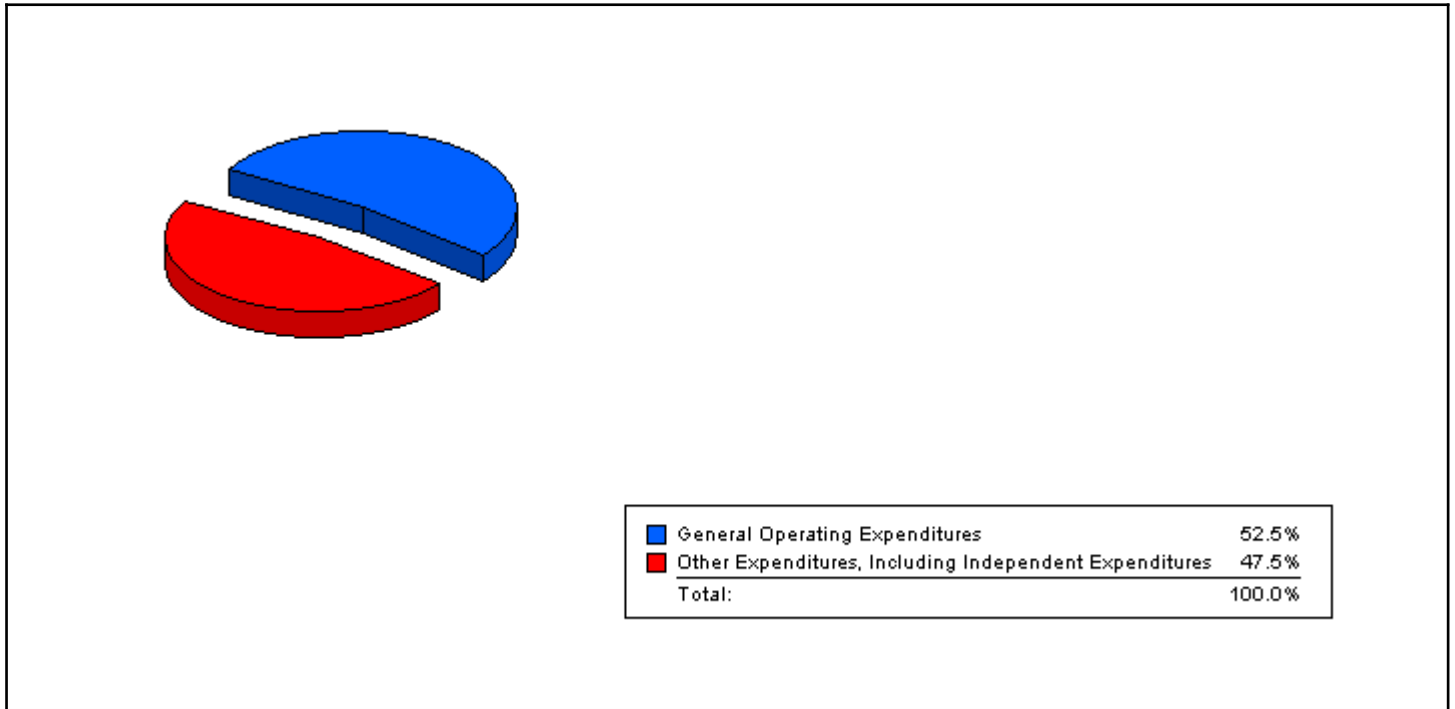
Contributor Name	Amount	Type of Contributor	Date of Receipt
<b>Contributions Greater than \$2000</b>			
BAC LU1 PAC FUND	\$6,000.00	Labor Sponsored PAC	04/22/2010
<b>Subtotal</b>	<b>\$6,000.00</b>		
<b>Percentage of Total Contributions</b>	<b>100.00%</b>		
<b>Total</b>	<b>\$6,000.00</b>		

**DISCLAIMER:** The information presented in the 2011 Biennial Report was taken directly from reports of receipts and expenditures filed by the candidates and political committees; afterward formatted into the applicable graphs and charts.

# DC OFFICE OF CAMPAIGN FINANCE

## 2011 Biennial Report - Political Action Committees

### Summary of Expenditures by Purpose for DC Values PAC



Note: This Graph depicts the summary of the expenditures by purpose reported by DC Values PAC.

The expenditures are presented in percentage terms by General Operating Expenditures, Transfers to Other Authorized Political Committees, Loan Repayments, Refunds of Contributions, Other Expenditures, and Offsets to Receipts

- General Operating Expenditures may include each expenditure made for Accounting Services, Advertising, Bank Fees, Campaign Events/Fund Raising, Campaign Materials and Supplies, Candidate Loan Re-payment, Catering/Refreshments, Computer Supplies/Equipment, Consulting Services, Equipment Purchases/Rental, In-Kind, Office Maintenance, Office Rental, Office Supplies/Furniture, Other Loan Repayment, Petty Cash, Polling/Mailing Lists, Postage/Shipping/Courier Rates, Printing/Copying, Salary/Stipend, Telephone/Communication, Trash/Poster Removal, Travel/Vehicle Expense, Utility Expense, and other Expenses.
- Transfers to other Authorized Political Committees.
- Loan Repayments.
- Refunds of Contributions may include each contribution Refund to Individuals, Organizations, Political Party Committees, and other Political Committees (PACs).
- Other Expenditures may include all expenditures other than the afore-mentioned, which may include Independent Expenditures made by persons expressly advocating the election or defeat of a clearly identified candidate, which are made without cooperation or consultation with any candidate and/or authorized committee and/or agent of the candidate; Donations to Charities, Churches, Political Committees, Scholarship and Statehood Funds; Payments to the Internal Revenue Service and for Fines; and Tickets to Events.
- Offsets to Receipts may include Refunds, Rebates, Returned Checks, Non-Sufficient Fund Fees, and other Offsets to Operating Expenditures.

**DISCLAIMER:** The information presented in the 2011 Biennial Report was taken directly from reports of receipts and expenditures filed by the candidates and political committees; afterward formatted into the applicable graphs and charts.



**Summary of Expenditures by Purpose for  
DC Values PAC**

<b>Purpose</b>	<b>Total Expenditure</b>
General Operating Expenditures	<b>\$2,212.48</b>
Other Expenditures, Including Independent Expenditures	<b>\$2,000.00</b>
<b>Grand Total</b>	<b>\$4,212.48</b>

**DISCLAIMER:** The information presented in the 2011 Biennial Report was taken directly from reports of receipts and expenditures filed by the candidates and political committees; afterward formatted into the applicable graphs and charts.

## General Operating Expenditures

<b>Purpose</b>	<b>Total Expenditures</b>
Bank Fees	<b>\$31.20</b>
Consultant/Salary/Stipend	<b>\$1,045.50</b>
Fund-raiser	<b>\$1,000.00</b>
Supplies	<b>\$135.78</b>
<b>Total</b>	<b>\$2,212.48</b>

**DISCLAIMER:** The information presented in the 2011 Biennial Report was taken directly from reports of receipts and expenditures filed by the candidates and political committees; afterward formatted into the applicable graphs and charts.

**Detailed Summary of Expenditures by Purpose for  
DC Values PAC  
General Operating Expenditures**

<b>Purpose</b>	<b>Payee</b>	<b>Amount Spent</b>
Bank Fees	Industrial Bank	<b>\$31.20</b>
	<b>Total</b>	<b>\$31.20</b>
Consultant/Salary/Stipend	Bopp, Coleson & Bostrom	<b>\$1,045.50</b>
	<b>Total</b>	<b>\$1,045.50</b>
Fund-raiser	Georgia Brown's	<b>\$1,000.00</b>
	<b>Total</b>	<b>\$1,000.00</b>
Supplies	Deluxe Business Products	<b>\$135.78</b>
	<b>Total</b>	<b>\$135.78</b>
<b>Grand Total</b>		<b>\$2,212.48</b>

**DISCLAIMER:** The information presented in the 2011 Biennial Report was taken directly from reports of receipts and expenditures filed by the candidates and political committees; afterward formatted into the applicable graphs and charts.

**Detailed Summary of Expenditures by Purpose for  
DC Values PAC**

**Other Expenditures, Including Independent Expenditures**

<b>Purpose</b>	<b>Payee</b>	<b>Amount Spent</b>
Donation to Principle Campaign Committees	Doug Sloan 2010	<b>\$1,000.00</b>
	Leo Alexander for DC Mayor	<b>\$1,000.00</b>
	<b>Total</b>	<b>\$2,000.00</b>
<b>Grand Total</b>		<b>\$2,000.00</b>

**DISCLAIMER:** The information presented in the 2011 Biennial Report was taken directly from reports of receipts and expenditures filed by the candidates and political committees; afterward formatted into the applicable graphs and charts.

**GENERAL OPERATING EXPENDITURES**

DC Values PAC		Detailed Expenditures by Purpose	
Payee Name	Amount of Expenditure	Date of Expenditure	
<b>Bank Fees</b>			
Industrial Bank	\$3.50	09/30/2010	
Industrial Bank	\$8.70	10/29/2010	
Industrial Bank	\$5.00	06/11/2010	
Industrial Bank	\$5.30	08/31/2010	
Industrial Bank	\$8.70	11/30/2010	
<b>Consultant/Salary/Stipend</b>			
Bopp, Coleson & Bostrom	\$1,045.50	09/10/2010	
<b>Fund-raiser</b>			
Georgia Brown's	\$1,000.00	06/23/2010	
<b>Supplies</b>			
Deluxe Business Products	\$135.78	05/19/2010	
	<b>Subtotal</b>	<b>\$2,212.48</b>	
	<b>Percentage of Total Expenditures</b>	<b>52.52%</b>	


**OTHER EXPENDITURES, INCLUDING INDEPENDENT EXPENDITURES**

DC Values PAC		Detailed Expenditures by Purpose	
Payee Name	Amount of Expenditure	Date of Expenditure	
<b>Donation to Principle Campaign Committees</b>			
Doug Sloan 2010	\$1,000.00	07/30/2010	
Leo Alexander for DC Mayor	\$1,000.00	07/30/2010	
	<b>Subtotal</b>	<b>\$2,000.00</b>	
	<b>Percentage of Total Expenditures</b>	<b>47.48%</b>	
	<b>Total</b>	<b>\$4,212.48</b>	

**DISCLAIMER:** The information presented in the 2011 Biennial Report was taken directly from reports of receipts and expenditures filed by the candidates and political committees; afterward formatted into the applicable graphs and charts.

**DC OFFICE OF CAMPAIGN FINANCE**  
**2011 Biennial Report - Political Action Committees**

**Summary of Contributions by Donor Type for  
DC Values PAC**



Note: This Graph depicts the summary of the contributions by donor categories reported by the DC Values PAC Principal Campaign Committee

The contributions are presented in percentage terms by donor categories, and may include each contribution received from Businesses, Corporations, Corporate Sponsored Political Action Committees, Individuals, Labor Sponsored Political Action Committees, Political Party Committees, Partnerships, and the Candidate. The summary may also note Other Receipts reported, such as Dividends, Interest, Refunds, and Rebates.

**DISCLAIMER:** The information presented in the 2011 Biennial Report was taken directly from reports of receipts and expenditures filed by the candidates and political committees; afterward formatted into the applicable graphs and charts.

## Summary of Contributions by Donor Type for DC Values PAC

<b>Donor Type</b>	<b>Received</b>
Church	<b>\$250.00</b>
Corporation	<b>\$2,500.00</b>
Individual	<b>\$1,525.00</b>
Labor Sponsored PAC	<b>\$500.00</b>
<b>Grand Total</b>	<b>\$4,775.00</b>

**DISCLAIMER:** The information presented in the 2011 Biennial Report was taken directly from reports of receipts and expenditures filed by the candidates and political committees; afterward formatted into the applicable graphs and charts.

**Detailed Summary of Contributions by Donor Type for  
DC Values PAC**

<b>Donor Type</b>	<b>Name</b>	<b>Received</b>
Church	Holy Temple Church of Christ	<b>\$250.00</b>
	<b>Total</b>	<b>\$250.00</b>
Corporation	Harry Jackson Jr. Enterprises Inc.	<b>\$1,000.00</b>
	QEV Analytics Ltd	<b>\$500.00</b>
	Spirit of Faith Christian Center Inc.	<b>\$1,000.00</b>
	<b>Total</b>	<b>\$2,500.00</b>
Individual	Brooks, Alphonzo	<b>\$1,000.00</b>
	Brown, Ronald	<b>\$500.00</b>
	Howard, Stephanie	<b>\$25.00</b>
	<b>Total</b>	<b>\$1,525.00</b>
Labor Sponsored PAC	Americans in Contact PAC	<b>\$500.00</b>
	<b>Total</b>	<b>\$500.00</b>
<b>Grand Total</b>		<b>\$4,775.00</b>

**DISCLAIMER:** The information presented in the 2011 Biennial Report was taken directly from reports of receipts and expenditures filed by the candidates and political committees; afterward formatted into the applicable graphs and charts.



DC Values PAC		Detailed Contributions by Donor Type	
Contributor Name	Amount	Date of Receipt	
<b>Church</b>			
Holy Temple Church of Christ	\$250.00	07/20/2010	
<b>Subtotal</b>	<b>\$250.00</b>		
<b>Percentage of Total Contributions</b>	<b>5.24%</b>		

DC Values PAC		Detailed Contributions by Donor Type	
Contributor Name	Amount	Date of Receipt	
<b>Corporation</b>			
Harry Jackson Jr. Enterprises Inc.	\$1,000.00	07/22/2010	
QEV Analytics Ltd	\$500.00	07/12/2010	
Spirit of Faith Christian Center Inc.	\$1,000.00	07/08/2010	
<b>Subtotal</b>	<b>\$2,500.00</b>		
<b>Percentage of Total Contributions</b>	<b>52.36%</b>		

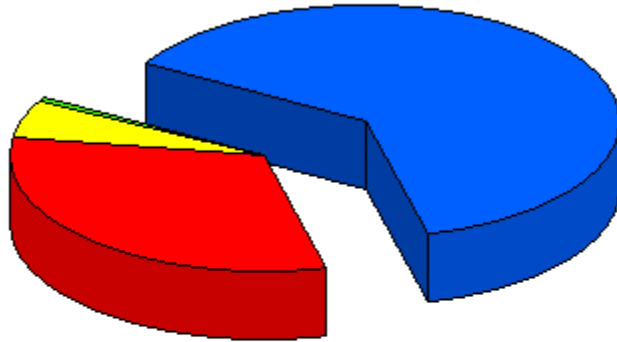
DC Values PAC		Detailed Contributions by Donor Type	
Contributor Name	Amount	Date of Receipt	
<b>Individual</b>			
Brooks, Alphonzo	\$1,000.00	04/19/2010	
Brown, Ronald	\$500.00	04/19/2010	
Howard, Stephanie	\$25.00	06/23/2010	
<b>Subtotal</b>	<b>\$1,525.00</b>		
<b>Percentage of Total Contributions</b>	<b>31.94%</b>		

DC Values PAC		Detailed Contributions by Donor Type	
Contributor Name	Amount	Date of Receipt	
<b>Labor Sponsored PAC</b>			
Americans in Contact PAC	\$500.00	07/07/2010	
<b>Subtotal</b>	<b>\$500.00</b>		
<b>Percentage of Total Contributions</b>	<b>10.47%</b>		
<b>Total</b>	<b>\$4,775.00</b>		

**DISCLAIMER:** The information presented in the 2011 Biennial Report was taken directly from reports of receipts and expenditures filed by the candidates and political committees; afterward formatted into the applicable graphs and charts.

**DC OFFICE OF CAMPAIGN FINANCE**  
**2011 Biennial Report - Political Action Committees**

**Summary of Contributions by Amount for  
DC Values PAC**



Contributions greater or equal to \$1000 but less or equal to \$2000	62.8%
Contributions Greater than or equal to \$500 but less than \$1000	31.4%
Contributions Greater than or equal to \$250 but less than \$500	5.2%
Contributions Less than \$100	0.5%
Total:	100.0%

Note: This Graph depicts the summary of the contributions dollar amount reported by the DC Values PAC Principal Campaign Committee

The contributions are presented in percentage terms in dollar amount, by the size of the contribution, including contribution greater than \$2000; contributions greater than or equal to \$1000 but less than or equal to \$2000; contributions greater than or equal to \$500 but less than or equal to \$1000; contributions greater than or equal to \$250 but less than or equal to \$500; contributions greater than or equal to \$100 but less than or equal to \$250; and contributions less than \$100.

**DISCLAIMER:** The information presented in the 2011 Biennial Report was taken directly from reports of receipts and expenditures filed by the candidates and political committees; afterward formatted into the applicable graphs and charts.

## Summary of Contributions by Amount for DC Values PAC

Denomination Type	Amount Received
Contributions greater or equal to \$1000 but less or equal to \$2000	\$3,000.00
Contributions greater than or equal to \$500 but less than \$1000	\$1,500.00
Contributions greater than or equal to \$250 but less than \$500	\$250.00
Contributions less than \$100	\$25.00
<b>Grand Total</b>	<b>\$4,775.00</b>

**DISCLAIMER:** The information presented in the 2011 Biennial Report was taken directly from reports of receipts and expenditures filed by the candidates and political committees; afterward formatted into the applicable graphs and charts.

## Detailed Summary of Contributions by Amount for DC Values PAC

Denomination Type	Name	Received
Contributions greater or equal to \$1000 but less or equal to \$2000	Brooks, Alphonzo	\$1,000.00
	Harry Jackson Jr. Enterprises Inc.	\$1,000.00
	Spirit of Faith Christian Center Inc.	\$1,000.00
	Total	\$3,000.00
Contributions greater than or equal to \$500 but less than \$1000	Americans in Contact PAC	\$500.00
	Brown, Ronald	\$500.00
	QEV Analytics Ltd	\$500.00
	Total	\$1,500.00
Contributions greater than or equal to \$250 but less than \$500	Holy Temple Church of Christ	\$250.00
	Total	\$250.00
Contributions less than \$100	Howard, Stephanie	\$25.00
	Total	\$25.00
<b>Grand Total</b>		<b>\$4,775.00</b>

**DISCLAIMER:** The information presented in the 2011 Biennial Report was taken directly from reports of receipts and expenditures filed by the candidates and political committees; afterward formatted into the applicable graphs and charts.

**DC Values PAC** **Detailed Contributions by Amount**

<b>Contributor Name</b>	<b>Amount</b>	<b>Type of Contributor</b>	<b>Date of Receipt</b>
-------------------------	---------------	----------------------------	------------------------

**Contributions greater or equal to \$1000 but less or equal to \$2000**

Brooks, Alphonzo	\$1,000.00	Individual	04/19/2010
Harry Jackson Jr. Enterprises Inc.	\$1,000.00	Corporation	07/22/2010
Spirit of Faith Christian Center Inc.	\$1,000.00	Corporation	07/08/2010

**Subtotal** **\$3,000.00**

**Percentage of Total Contributions** **62.83%**

**DC Values PAC** **Detailed Contributions by Amount**

<b>Contributor Name</b>	<b>Amount</b>	<b>Type of Contributor</b>	<b>Date of Receipt</b>
-------------------------	---------------	----------------------------	------------------------

**Contributions Greater than or equal to \$500 but less than \$1000**

Americans in Contact PAC	\$500.00	Labor Sponsored PAC	07/07/2010
Brown, Ronald	\$500.00	Individual	04/19/2010
QEV Analytics Ltd	\$500.00	Corporation	07/12/2010

**Subtotal** **\$1,500.00**

**Percentage of Total Contributions** **31.41%**

**DC Values PAC** **Detailed Contributions by Amount**

<b>Contributor Name</b>	<b>Amount</b>	<b>Type of Contributor</b>	<b>Date of Receipt</b>
-------------------------	---------------	----------------------------	------------------------

**Contributions Greater than or equal to \$250 but less than \$500**

Holy Temple Church of Christ	\$250.00	Church	07/20/2010
------------------------------	----------	--------	------------

**Subtotal** **\$250.00**

**Percentage of Total Contributions** **5.24%**

**DC Values PAC** **Detailed Contributions by Amount**

<b>Contributor Name</b>	<b>Amount</b>	<b>Type of Contributor</b>	<b>Date of Receipt</b>
-------------------------	---------------	----------------------------	------------------------

**Contributions Less than \$100**

Howard, Stephanie	\$25.00	Individual	06/23/2010
-------------------	---------	------------	------------

**Subtotal** **\$25.00**

**Percentage of Total Contributions** **0.52%**

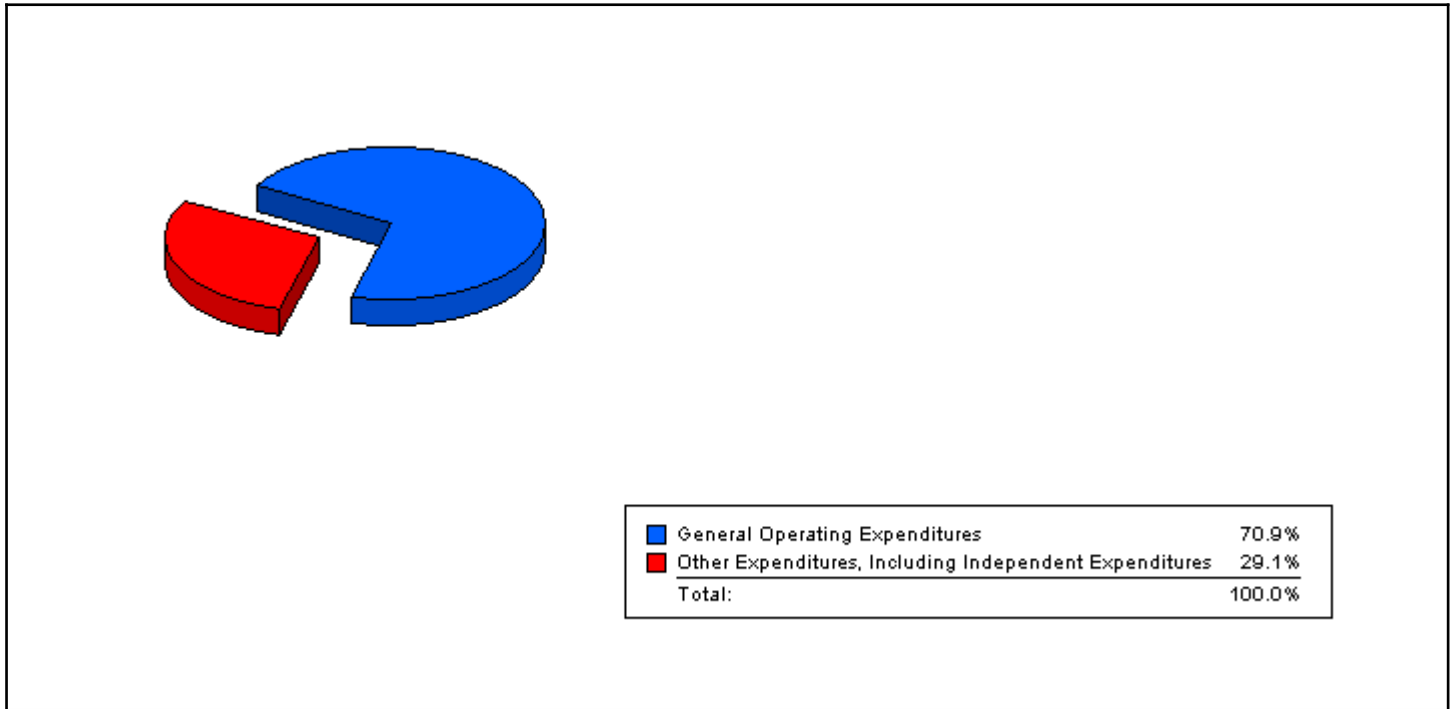
**Total** **\$4,775.00**

**DISCLAIMER:** The information presented in the 2011 Biennial Report was taken directly from reports of receipts and expenditures filed by the candidates and political committees; afterward formatted into the applicable graphs and charts.

# DC OFFICE OF CAMPAIGN FINANCE

## 2011 Biennial Report - Political Action Committees

### Summary of Expenditures by Purpose for Fire Fighters Comm. on Political Activities



Note: This Graph depicts the summary of the expenditures by purpose reported by Fire Fighters Comm. on Political Activities.

The expenditures are presented in percentage terms by General Operating Expenditures, Transfers to Other Authorized Political Committees, Loan Repayments, Refunds of Contributions, Other Expenditures, and Offsets to Receipts

- General Operating Expenditures may include each expenditure made for Accounting Services, Advertising, Bank Fees, Campaign Events/Fund Raising, Campaign Materials and Supplies, Candidate Loan Re-payment, Catering/Refreshments, Computer Supplies/Equipment, Consulting Services, Equipment Purchases/Rental, In-Kind, Office Maintenance, Office Rental, Office Supplies/Furniture, Other Loan Repayment, Petty Cash, Polling/Mailing Lists, Postage/Shipping/Courier Rates, Printing/Copying, Salary/Stipend, Telephone/Communication, Trash/Poster Removal, Travel/Vehicle Expense, Utility Expense, and other Expenses.
- Transfers to other Authorized Political Committees.
- Loan Repayments.
- Refunds of Contributions may include each contribution Refund to Individuals, Organizations, Political Party Committees, and other Political Committees (PACs).
- Other Expenditures may include all expenditures other than the afore-mentioned, which may include Independent Expenditures made by persons expressly advocating the election or defeat of a clearly identified candidate, which are made without cooperation or consultation with any candidate and/or authorized committee and/or agent of the candidate; Donations to Charities, Churches, Political Committees, Scholarship and Statehood Funds; Payments to the Internal Revenue Service and for Fines; and Tickets to Events.
- Offsets to Receipts may include Refunds, Rebates, Returned Checks, Non-Sufficient Fund Fees, and other Offsets to Operating Expenditures.

**DISCLAIMER:** The information presented in the 2011 Biennial Report was taken directly from reports of receipts and expenditures filed by the candidates and political committees; afterward formatted into the applicable graphs and charts.

**Summary of Expenditures by Purpose for  
Fire Fighters Comm. on Political Activities**

<b>Purpose</b>	<b>Total Expenditure</b>
General Operating Expenditures	<b>\$14,384.04</b>
Other Expenditures, Including Independent Expenditures	<b>\$5,900.00</b>
<b>Grand Total</b>	<b>\$20,284.04</b>

**DISCLAIMER:** The information presented in the 2011 Biennial Report was taken directly from reports of receipts and expenditures filed by the candidates and political committees; afterward formatted into the applicable graphs and charts.

## General Operating Expenditures

Purpose	Total Expenditures
Campaign Materials	<b>\$6,178.02</b>
Catering/Refreshments	<b>\$3,136.70</b>
Equipment Purchases	<b>\$546.43</b>
In-Kind	<b>\$1,000.00</b>
Polling/Mailing List	<b>\$3,522.89</b>
<b>Total</b>	<b>\$14,384.04</b>

**DISCLAIMER:** The information presented in the 2011 Biennial Report was taken directly from reports of receipts and expenditures filed by the candidates and political committees; afterward formatted into the applicable graphs and charts.



**Detailed Summary of Expenditures by Purpose for  
Fire Fighters Comm. on Political Activities  
General Operating Expenditures**

<b>Purpose</b>	<b>Payee</b>	<b>Amount Spent</b>
Campaign Materials	CASAD Company	<b>\$371.00</b>
	Deere Signs	<b>\$696.10</b>
	First Impressions	<b>\$1,377.00</b>
	Harry Thomas Jr 2010	<b>\$500.00</b>
	Hillmeade Embroidery	<b>\$2,539.00</b>
	IAFF	<b>\$694.92</b>
	<b>Total</b>	<b>\$6,178.02</b>
Catering/Refreshments	Jeffery, Timothy	<b>\$3,000.00</b>
	Olipant, Christopher	<b>\$136.70</b>
	<b>Total</b>	<b>\$3,136.70</b>
Equipment Purchases	Deere Signs	<b>\$281.43</b>
	PK Signs	<b>\$265.00</b>
	<b>Total</b>	<b>\$546.43</b>
In-Kind	Catania 2010	<b>\$1,000.00</b>
	<b>Total</b>	<b>\$1,000.00</b>
Polling/Mailing List	D.C. Fire Fighters Association	<b>\$2,582.94</b>
	Jeffery, Timothy	<b>\$939.95</b>
	<b>Total</b>	<b>\$3,522.89</b>
<b>Grand Total</b>		<b>\$14,384.04</b>

**DISCLAIMER:** The information presented in the 2011 Biennial Report was taken directly from reports of receipts and expenditures filed by the candidates and political committees; afterward formatted into the applicable graphs and charts.

**Detailed Summary of Expenditures by Purpose for  
Fire Fighters Comm. on Political Activities  
Other Expenditures, Including Independent Expenditures**

<b>Purpose</b>	<b>Payee</b>	<b>Amount Spent</b>
Donation to Charities	GRAY for MAYOR 2010	<b>\$2,000.00</b>
	KWAME BROWN for CHAIR	<b>\$1,500.00</b>
	Re-Elect CHEH 2010	<b>\$500.00</b>
	<b>Total</b>	<b>\$4,000.00</b>
Donation to Other Political Committees	Hoyer for Congress	<b>\$500.00</b>
	Mendelson for Council 2010	<b>\$1,000.00</b>
	<b>Total</b>	<b>\$1,500.00</b>
Donation to Political Action Committees	Cheh, Mary	<b>\$400.00</b>
	<b>Total</b>	<b>\$400.00</b>
<b>Grand Total</b>		<b>\$5,900.00</b>

**DISCLAIMER:** The information presented in the 2011 Biennial Report was taken directly from reports of receipts and expenditures filed by the candidates and political committees; afterward formatted into the applicable graphs and charts.

**GENERAL OPERATING EXPENDITURES**

**Fire Fighters Comm. on Political Activities** **Detailed Expenditures by Purpose**

Payee Name	Amount of Expenditure	Date of Expenditure
<b>Campaign Materials</b>		
CASAD Company	\$371.00	07/14/2010
Deere Signs	\$696.10	06/07/2010
First Impressions	\$633.00	04/26/2010
First Impressions	\$744.00	04/30/2010
Harry Thomas Jr 2010	\$500.00	03/19/2010
Hillmeade Embroidery	\$2,539.00	03/31/2010
IAFF	\$694.92	06/07/2010
<b>Catering/Refreshments</b>		
Jeffery, Timothy	\$3,000.00	09/08/2010
Olipant, Christopher	\$136.70	08/01/2010
<b>Equipment Purchases</b>		
Deere Signs	\$265.50	05/11/2009
Deere Signs	\$15.93	05/11/2009
PK Signs	\$265.00	05/11/2009
<b>In-Kind</b>		
Catania 2010	\$1,000.00	10/20/2010
<b>Polling/Mailing List</b>		
D.C. Fire Fighters Association	\$2,582.94	10/26/2010
Jeffery, Timothy	\$939.95	10/12/2010
<b>Subtotal</b>	<b>\$14,384.04</b>	
<b>Percentage of Total Expenditures</b>	<b>70.91%</b>	

**DISCLAIMER:** The information presented in the 2011 Biennial Report was taken directly from reports of receipts and expenditures filed by the candidates and political committees; afterward formatted into the applicable graphs and charts.

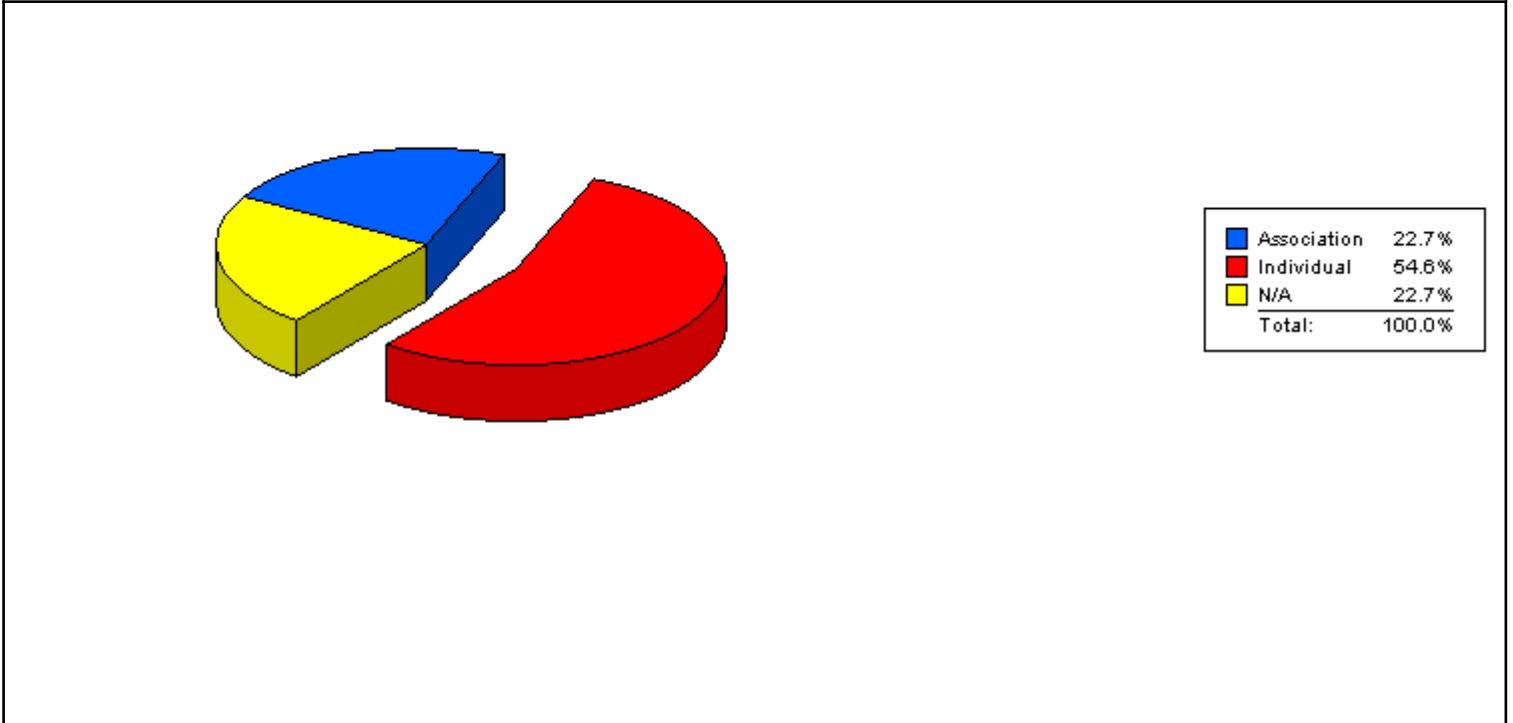
**OTHER EXPENDITURES, INCLUDING INDEPENDENT EXPENDITURES**

Fire Fighters Comm. on Political Activities		Detailed Expenditures by Purpose	
Payee Name	Amount of Expenditure	Date of Expenditure	
<b>Donation to Charities</b>			
GRAY for MAYOR 2010	\$2,000.00	06/16/2010	
KWAME BROWN for CHAIR	\$1,500.00	06/10/2010	
Re-Elect CHEH 2010	\$500.00	06/10/2010	
<b>Donation to Other Political Committees</b>			
Hoyer for Congress	\$500.00	06/10/2009	
Mendelson for Council 2010	\$1,000.00	05/11/2009	
<b>Donation to Political Action Committees</b>			
Cheh, Mary	\$400.00	08/04/2009	
	<b>Subtotal</b>	<b>\$5,900.00</b>	
	<b>Percentage of Total Expenditures</b>	<b>29.09%</b>	
	<b>Total</b>	<b>\$20,284.04</b>	

**DISCLAIMER:** The information presented in the 2011 Biennial Report was taken directly from reports of receipts and expenditures filed by the candidates and political committees; afterward formatted into the applicable graphs and charts.

**DC OFFICE OF CAMPAIGN FINANCE**  
**2011 Biennial Report - Political Action Committees**

**Summary of Contributions by Donor Type for  
Fire Fighters Comm. on Political Activities**



Note: This Graph depicts the summary of the contributions by donor categories reported by the Fire Fighters Comm. on Political Activities Principal Campaign Committee

The contributions are presented in percentage terms by donor categories, and may include each contribution received from Businesses, Corporations, Corporate Sponsored Political Action Committees, Individuals, Labor Sponsored Political Action Committees, Political Party Committees, Partnerships, and the Candidate. The summary may also note Other Receipts reported, such as Dividends, Interest, Refunds, and Rebates.

**DISCLAIMER:** The information presented in the 2011 Biennial Report was taken directly from reports of receipts and expenditures filed by the candidates and political committees; afterward formatted into the applicable graphs and charts.

**Summary of Contributions by Donor Type for  
Fire Fighters Comm. on Political Activities**

<b>Donor Type</b>	<b>Received</b>
Association	<b>\$500.00</b>
Individual	<b>\$1,205.00</b>
N/A	<b>\$500.00</b>
<b>Grand Total</b>	<b>\$2,205.00</b>

**DISCLAIMER:** The information presented in the 2011 Biennial Report was taken directly from reports of receipts and expenditures filed by the candidates and political committees; afterward formatted into the applicable graphs and charts.

**Detailed Summary of Contributions by Donor Type for  
Fire Fighters Comm. on Political Activities**

<b>Donor Type</b>	<b>Name</b>	<b>Received</b>
Association	Retired F/F Association of Wash D.C.	<b>\$500.00</b>
	<b>Total</b>	<b>\$500.00</b>
Individual	Biggs, Dolf	<b>\$500.00</b>
	Biggs, Dolph	<b>\$240.00</b>
	Darmstead, William	<b>\$55.00</b>
	Doherty, John	<b>\$50.00</b>
	Kauffman, David	<b>\$100.00</b>
	O'Leary, Dennis	<b>\$30.00</b>
	Purdy, Robert	<b>\$30.00</b>
	Shallow, R	<b>\$100.00</b>
	Stauffer, Jerry	<b>\$50.00</b>
	Woodford, Sylvester	<b>\$50.00</b>
	<b>Total</b>	<b>\$1,205.00</b>
N/A	Hoyer for Congress	<b>\$500.00</b>
	<b>Total</b>	<b>\$500.00</b>
<b>Grand Total</b>		<b>\$2,205.00</b>

**DISCLAIMER:** The information presented in the 2011 Biennial Report was taken directly from reports of receipts and expenditures filed by the candidates and political committees; afterward formatted into the applicable graphs and charts.

Fire Fighters Comm. on Political Activities		Detailed Contributions by Donor Type
Contributor Name	Amount	Date of Receipt
<b>Association</b>		
Retired F/F Association of Wash D.C.	\$500.00	10/11/2009
<b>Subtotal</b>	<b>\$500.00</b>	
<b>Percentage of Total Contributions</b>	<b>22.68%</b>	

Fire Fighters Comm. on Political Activities		Detailed Contributions by Donor Type
Contributor Name	Amount	Date of Receipt
<b>Individual</b>		
Biggs, Dolf	\$500.00	10/01/2009
Biggs, Dolph	\$100.00	02/01/2009
Biggs, Dolph	\$140.00	12/17/2009
Darmstead, William	\$40.00	02/01/2009
Darmstead, William	\$15.00	01/09/2010
Doherty, John	\$50.00	02/16/2010
Kauffman, David	\$100.00	02/01/2009
O'Leary, Dennis	\$10.00	02/01/2009
O'Leary, Dennis	\$20.00	01/05/2010
Purdy, Robert	\$30.00	10/07/2009
Shallow, R	\$100.00	01/09/2010
Stauffer, Jerry	\$50.00	06/24/2010
Woodford, Sylvester	\$50.00	02/04/2009
<b>Subtotal</b>	<b>\$1,205.00</b>	
<b>Percentage of Total Contributions</b>	<b>54.65%</b>	

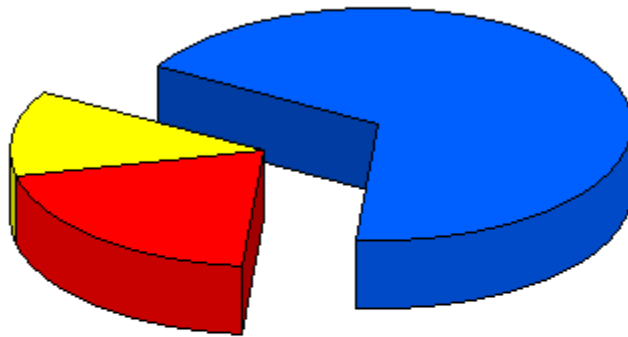
Fire Fighters Comm. on Political Activities		Detailed Contributions by Donor Type
Contributor Name	Amount	Date of Receipt
<b>N/A</b>		
Hoyer for Congress	\$500.00	08/01/2009
<b>Subtotal</b>	<b>\$500.00</b>	
<b>Percentage of Total Contributions</b>	<b>22.68%</b>	
<b>Total</b>	<b>\$2,205.00</b>	

**DISCLAIMER:** The information presented in the 2011 Biennial Report was taken directly from reports of receipts and expenditures filed by the candidates and political committees; afterward formatted into the applicable graphs and charts.



**DC OFFICE OF CAMPAIGN FINANCE**  
**2011 Biennial Report - Political Action Committees**

**Summary of Contributions by Amount for  
Fire Fighters Comm. on Political Activities**



■ Contributions Greater than or equal to \$500 but less than \$1000	68.0%
■ Contributions Greater than or equal to \$100 but less than \$250	20.0%
■ Contributions Less than \$100	12.0%
Total:	100.0%

Note: This Graph depicts the summary of the contributions dollar amount reported by the Fire Fighters Comm. on Political Activities Principal Campaign Committee

The contributions are presented in percentage terms in dollar amount, by the size of the contribution, including contribution greater than \$2000; contributions greater than or equal to \$1000 but less than or equal to \$2000; contributions greater than or equal to \$500 but less than or equal to \$1000; contributions greater than or equal to \$250 but less than or equal to \$500; contributions greater than or equal to \$100 but less than or equal to \$250; and contributions less than \$100.

**DISCLAIMER:** The information presented in the 2011 Biennial Report was taken directly from reports of receipts and expenditures filed by the candidates and political committees; afterward formatted into the applicable graphs and charts.

## Summary of Contributions by Amount for Fire Fighters Comm. on Political Activities

Denomination Type	Amount Received
Contributions greater than or equal to \$500 but less than \$1000	\$1,500.00
Contributions greater than or equal to \$100 but less than \$250	\$440.00
Contributions less than \$100	\$265.00
<b>Grand Total</b>	<b>\$2,205.00</b>

**DISCLAIMER:** The information presented in the 2011 Biennial Report was taken directly from reports of receipts and expenditures filed by the candidates and political committees; afterward formatted into the applicable graphs and charts.

## Detailed Summary of Contributions by Amount for Fire Fighters Comm. on Political Activities

Denomination Type	Name	Received
Contributions greater than or equal to \$500 but less than \$1000	Biggs, Dolf	\$500.00
	Hoyer for Congress	\$500.00
	Retired F/F Association of Wash D.C.	\$500.00
	Total	\$1,500.00
Contributions greater than or equal to \$100 but less than \$250	Biggs, Dolph	\$100.00
	Biggs, Dolph	\$140.00
	Kauffman, David	\$100.00
	Shallow, R	\$100.00
	Total	\$440.00
Contributions less than \$100	Darmstead, William	\$40.00
	Darmstead, William	\$15.00
	Doherty, John	\$50.00
	O'Leary, Dennis	\$10.00
	O'Leary, Dennis	\$20.00
	Purdy, Robert	\$30.00
	Stauffer, Jerry	\$50.00
	Woodford, Sylvester	\$50.00
	Total	\$265.00
<b>Grand Total</b>		<b>\$2,205.00</b>

**DISCLAIMER:** The information presented in the 2011 Biennial Report was taken directly from reports of receipts and expenditures filed by the candidates and political committees; afterward formatted into the applicable graphs and charts.

**Fire Fighters Comm. on Political Activities**

**Detailed Contributions by Amount**

<b>Contributor Name</b>	<b>Amount</b>	<b>Type of Contributor</b>	<b>Date of Receipt</b>
-------------------------	---------------	----------------------------	------------------------

**Contributions Greater than or equal to \$500 but less than \$1000**

Biggs, Dolf	\$500.00	Individual	10/01/2009
Hoyer for Congress	\$500.00	N/A	08/01/2009
Retired F/F Association of Wash D.C.	\$500.00	Association	10/11/2009

**Subtotal \$1,500.00**

**Percentage of Total Contributions 68.03%**

**Fire Fighters Comm. on Political Activities**

**Detailed Contributions by Amount**

<b>Contributor Name</b>	<b>Amount</b>	<b>Type of Contributor</b>	<b>Date of Receipt</b>
-------------------------	---------------	----------------------------	------------------------

**Contributions Greater than or equal to \$100 but less than \$250**

Biggs, Dolph	\$100.00	Individual	02/01/2009
Biggs, Dolph	\$140.00	Individual	12/17/2009
Kauffman, David	\$100.00	Individual	02/01/2009
Shallow, R	\$100.00	Individual	01/09/2010

**Subtotal \$440.00**

**Percentage of Total Contributions 19.95%**

**Fire Fighters Comm. on Political Activities**

**Detailed Contributions by Amount**

<b>Contributor Name</b>	<b>Amount</b>	<b>Type of Contributor</b>	<b>Date of Receipt</b>
-------------------------	---------------	----------------------------	------------------------

**Contributions Less than \$100**

Darmstead, William	\$40.00	Individual	02/01/2009
Darmstead, William	\$15.00	Individual	01/09/2010
Doherty, John	\$50.00	Individual	02/16/2010
O'Leary, Dennis	\$10.00	Individual	02/01/2009
O'Leary, Dennis	\$20.00	Individual	01/05/2010
Purdy, Robert	\$30.00	Individual	10/07/2009
Stauffer, Jerry	\$50.00	Individual	06/24/2010
Woodford, Sylvester	\$50.00	Individual	02/04/2009

**Subtotal \$265.00**

**Percentage of Total Contributions 12.02%**


**Total \$2,205.00**

**DISCLAIMER:** The information presented in the 2011 Biennial Report was taken directly from reports of receipts and expenditures filed by the candidates and political committees; afterward formatted into the applicable graphs and charts.

# DC OFFICE OF CAMPAIGN FINANCE

## 2011 Biennial Report - Political Action Committees

### Summary of Expenditures by Purpose for Gertrude Stein Democratic Club Political Account



Note: This Graph depicts the summary of the expenditures by purpose reported by Gertrude Stein Democratic Club Political Account. The expenditures are presented in percentage terms by General Operating Expenditures, Transfers to Other Authorized Political Committees, Loan Repayments, Refunds of Contributions, Other Expenditures, and Offsets to Receipts

- General Operating Expenditures may include each expenditure made for Accounting Services, Advertising, Bank Fees, Campaign Events/Fund Raising, Campaign Materials and Supplies, Candidate Loan Re-payment, Catering/Refreshments, Computer Supplies/Equipment, Consulting Services, Equipment Purchases/Rental, In-Kind, Office Maintenance, Office Rental, Office Supplies/Furniture, Other Loan Repayment, Petty Cash, Polling/Mailing Lists, Postage/Shipping/Courier Rates, Printing/Copying, Salary/Stipend, Telephone/Communication, Trash/Poster Removal, Travel/Vehicle Expense, Utility Expense, and other Expenses.
- Transfers to other Authorized Political Committees.
- Loan Repayments.
- Refunds of Contributions may include each contribution Refund to Individuals, Organizations, Political Party Committees, and other Political Committees (PACs).
- Other Expenditures may include all expenditures other than the afore-mentioned, which may include Independent Expenditures made by persons expressly advocating the election or defeat of a clearly identified candidate, which are made without cooperation or consultation with any candidate and/or authorized committee and/or agent of the candidate; Donations to Charities, Churches, Political Committees, Scholarship and Statehood Funds; Payments to the Internal Revenue Service and for Fines; and Tickets to Events.
- Offsets to Receipts may include Refunds, Rebates, Returned Checks, Non-Sufficient Fund Fees, and other Offsets to Operating Expenditures.

**DISCLAIMER:** The information presented in the 2011 Biennial Report was taken directly from reports of receipts and expenditures filed by the candidates and political committees; afterward formatted into the applicable graphs and charts.

**Summary of Expenditures by Purpose for  
Gertrude Stein Democratic Club Political Account**

<b>Purpose</b>	<b>Total Expenditure</b>
General Operating Expenditures	<b>\$14,595.26</b>
Other Expenditures, Including Independent Expenditures	<b>\$10,275.00</b>
<b>Grand Total</b>	<b>\$24,870.26</b>

**DISCLAIMER:** The information presented in the 2011 Biennial Report was taken directly from reports of receipts and expenditures filed by the candidates and political committees; afterward formatted into the applicable graphs and charts.

## General Operating Expenditures

<b>Purpose</b>	<b>Total Expenditures</b>
Advertising	<b>\$2,892.50</b>
Bank Fees	<b>\$486.69</b>
Campaign Materials	<b>\$1,021.60</b>
Catering/Refreshments	<b>\$1,211.04</b>
Computer Expenses	<b>\$870.00</b>
Consultant/Salary/Stipend	<b>\$650.00</b>
Fund-raiser	<b>\$4,129.91</b>
Phone Bill	<b>\$1,966.24</b>
Postage	<b>\$9.90</b>
Printing	<b>\$1,006.98</b>
Supplies	<b>\$180.00</b>
Travel	<b>\$170.40</b>
<b>Total</b>	<b>\$14,595.26</b>

**DISCLAIMER:** The information presented in the 2011 Biennial Report was taken directly from reports of receipts and expenditures filed by the candidates and political committees; afterward formatted into the applicable graphs and charts.

**Detailed Summary of Expenditures by Purpose for  
Gertrude Stein Democratic Club Political Account  
General Operating Expenditures**

<b>Purpose</b>	<b>Payee</b>	<b>Amount Spent</b>
Advertising	Jansi LLC	<b>\$984.00</b>
	Jansi, LLC	<b>\$1,908.50</b>
	<b>Total</b>	<b>\$2,892.50</b>
Bank Fees	Wachovia Bank	<b>\$440.69</b>
	Wachovia Bank NA	<b>\$46.00</b>
	<b>Total</b>	<b>\$486.69</b>
Campaign Materials	Anderson, Lavan	<b>\$75.00</b>
	Base Camp, Inc.	<b>\$134.00</b>
	Driven Inc.	<b>\$487.60</b>
	Flaxon, Charles	<b>\$175.00</b>
	Santos, Darren	<b>\$150.00</b>
	<b>Total</b>	<b>\$1,021.60</b>
Catering/Refreshments	1409 Play Bill Cafe	<b>\$56.08</b>
	Fraser, Gaby	<b>\$100.00</b>
	Gertrude Stein Democratic Club	<b>\$1,000.00</b>
	Rite Aid	<b>\$54.96</b>
	<b>Total</b>	<b>\$1,211.04</b>
Computer Expenses	Media Mezella LLC	<b>\$870.00</b>
	<b>Total</b>	<b>\$870.00</b>
Consultant/Salary/Stipend	Martin & Wall, CPA	<b>\$650.00</b>
	<b>Total</b>	<b>\$650.00</b>
Fund-raiser	Champion Trophies	<b>\$801.00</b>
	LACE	<b>\$500.00</b>
	Loews Madison Hotel	<b>\$1,921.96</b>
	Richardson, Jeffrey	<b>\$780.85</b>
	Richardson, Timothy	<b>\$75.00</b>
	Washington Cash & Carry	<b>\$51.10</b>

**DISCLAIMER:** The information presented in the 2011 Biennial Report was taken directly from reports of receipts and expenditures filed by the candidates and political committees; afterward formatted into the applicable graphs and charts.



Fund-raiser	<b>Total</b>	<b>\$4,129.91</b>
Phone Bill	RN1 Communications	<b>\$1,966.24</b>
	<b>Total</b>	<b>\$1,966.24</b>
Postage	Lazar, John	<b>\$9.90</b>
	<b>Total</b>	<b>\$9.90</b>
Printing	Driven Inc.	<b>\$606.64</b>
	Fedex Kinkos	<b>\$67.23</b>
	Sydor Prinitng	<b>\$333.11</b>
	<b>Total</b>	<b>\$1,006.98</b>
Supplies	Base Camp, Inc.	<b>\$180.00</b>
	<b>Total</b>	<b>\$180.00</b>
Travel	Continental Airlines	<b>\$170.40</b>
	<b>Total</b>	<b>\$170.40</b>
<b>Grand Total</b>		<b>\$14,595.26</b>

**DISCLAIMER:** The information presented in the 2011 Biennial Report was taken directly from reports of receipts and expenditures filed by the candidates and political committees; afterward formatted into the applicable graphs and charts.

**Detailed Summary of Expenditures by Purpose for  
Gertrude Stein Democratic Club Political Account  
Other Expenditures, Including Independent Expenditures**

<b>Purpose</b>	<b>Payee</b>	<b>Amount Spent</b>
Donation to Charities	Capital Pride	<b>\$1,500.00</b>
	DC Black Pride	<b>\$1,000.00</b>
	Gay & Lesbian	<b>\$125.00</b>
	Paquita Wiggins-Lake-LLC	<b>\$200.00</b>
	Rainbow History Project	<b>\$200.00</b>
	The People Inaugural	<b>\$500.00</b>
	<b>Total</b>	<b>\$3,525.00</b>
Donation to Political Action Committees	Committee ReElect Nate Bennett Fleming	<b>\$750.00</b>
	Committee To Elect Nate Pennett Fleming	<b>\$200.00</b>
	Gray for Mayor	<b>\$2,000.00</b>
	Henderson for Council	<b>\$600.00</b>
	Kwame for Council Chair	<b>\$600.00</b>
	Mendelson for Council Zor	<b>\$600.00</b>
	ReElect Cheh 2010	<b>\$500.00</b>
	ReElect Jim Graham 2010	<b>\$500.00</b>
	ReElect Tommy Wells	<b>\$500.00</b>
	Thomas 2010	<b>\$500.00</b>
	<b>Total</b>	<b>\$6,750.00</b>
<b>Grand Total</b>		<b>\$10,275.00</b>

**DISCLAIMER:** The information presented in the 2011 Biennial Report was taken directly from reports of receipts and expenditures filed by the candidates and political committees; afterward formatted into the applicable graphs and charts.

**GENERAL OPERATING EXPENDITURES**

Gertrude Stein Democratic Club Political Account

Detailed Expenditures by Purpose

Payee Name	Amount of Expenditure	Date of Expenditure
<b>Advertising</b>		
Jansi LLC	\$984.00	01/03/2009
Jansi, LLC	\$984.00	02/06/2009
Jansi, LLC	\$492.50	02/02/2009
Jansi, LLC	\$432.00	02/03/2009
<b>Bank Fees</b>		
Wachovia Bank	\$7.50	02/12/2009
Wachovia Bank	\$23.90	05/04/2009
Wachovia Bank	\$41.90	05/04/2009
Wachovia Bank	\$38.70	06/02/2009
Wachovia Bank	\$12.00	08/19/2009
Wachovia Bank	\$12.00	08/01/2009
Wachovia Bank	\$12.00	12/09/2009
Wachovia Bank	\$12.00	11/10/2009
Wachovia Bank	\$21.10	03/03/2009
Wachovia Bank	\$20.80	02/05/2009
Wachovia Bank	\$37.16	02/05/2009
Wachovia Bank	\$57.43	04/02/2009
Wachovia Bank	\$22.10	02/03/2009
Wachovia Bank	\$37.70	02/03/2009
Wachovia Bank	\$22.40	06/02/2009
Wachovia Bank	\$36.70	03/03/2009
Wachovia Bank	\$25.30	04/02/2009
Wachovia Bank NA	\$8.00	02/09/2010
Wachovia Bank NA	\$38.00	02/01/2010
<b>Campaign Materials</b>		
Anderson, Lavan	\$75.00	08/30/2010
Base Camp, Inc.	\$134.00	06/15/2009
Driven Inc.	\$487.60	08/31/2010
Flaxon, Charles	\$175.00	06/10/2009
Santos, Darren	\$150.00	02/01/2009
<b>Catering/Refreshments</b>		

**DISCLAIMER:** The information presented in the 2011 Biennial Report was taken directly from reports of receipts and expenditures filed by the candidates and political committees; afterward formatted into the applicable graphs and charts.

## GENERAL OPERATING EXPENDITURES

Gertrude Stein Democratic Club Political Account		Detailed Expenditures by Purpose	
Payee Name	Amount of Expenditure	Date of Expenditure	
1409 Play Bill Cafe	\$56.08	05/05/2009	
Fraser, Gaby	\$100.00	06/11/2009	
Gertrude Stein Democratic Club	\$1,000.00	06/11/2010	
Rite Aid	\$54.96	05/26/2009	
<b>Computer Expenses</b>			
Media Mezella LLC	\$435.00	02/13/2009	
Media Mezella LLC	\$435.00	03/27/2009	
<b>Consultant/Salary/Stipend</b>			
Martin & Wall, CPA	\$650.00	05/01/2009	
<b>Fund-raiser</b>			
Champion Trophies	\$801.00	06/10/2009	
LACE	\$500.00	08/11/2010	
Loews Madison Hotel	\$1,195.69	06/17/2009	
Loews Madison Hotel	\$250.00	06/03/2009	
Loews Madison Hotel	\$476.27	06/17/2009	
Richardson, Jeffrey	\$38.69	03/01/2009	
Richardson, Jeffrey	\$665.60	04/11/2009	
Richardson, Jeffrey	\$76.56	04/20/2009	
Richardson, Timothy	\$75.00	03/01/2009	
Washington Cash & Carry	\$51.10	06/15/2009	
<b>Phone Bill</b>			
RN1 Communications	\$1,966.24	09/21/2010	
<b>Postage</b>			
Lazar, John	\$9.90	02/01/2009	
<b>Printing</b>			
Driven Inc.	\$162.48	06/15/2009	
Driven Inc.	\$132.19	06/22/2009	
Driven Inc.	\$68.74	05/26/2009	
Driven Inc.	\$243.23	05/26/2009	
Fedex Kinkos	\$3.69	05/26/2009	

**DISCLAIMER:** The information presented in the 2011 Biennial Report was taken directly from reports of receipts and expenditures filed by the candidates and political committees; afterward formatted into the applicable graphs and charts.

**GENERAL OPERATING EXPENDITURES**

Gertrude Stein Democratic Club Political Account		Detailed Expenditures by Purpose	
Payee Name	Amount of Expenditure	Date of Expenditure	
Fedex Kinkos	\$17.98	05/26/2009	
Fedex Kinkos	\$3.15	06/05/2009	
Fedex Kinkos	\$16.29	06/05/2009	
Fedex Kinkos	\$26.12	05/12/2009	
Sydor Prinitng	\$333.11	05/14/2009	
<b>Supplies</b>			
Base Camp, Inc.	\$180.00	02/25/2009	
<b>Travel</b>			
Continental Airlines	\$170.40	04/13/2009	
	<b>Subtotal</b>	<b>\$14,595.26</b>	
	<b>Percentage of Total Expenditures</b>	<b>58.69%</b>	

**DISCLAIMER:** The information presented in the 2011 Biennial Report was taken directly from reports of receipts and expenditures filed by the candidates and political committees; afterward formatted into the applicable graphs and charts.

**OTHER EXPENDITURES, INCLUDING INDEPENDENT EXPENDITURES**

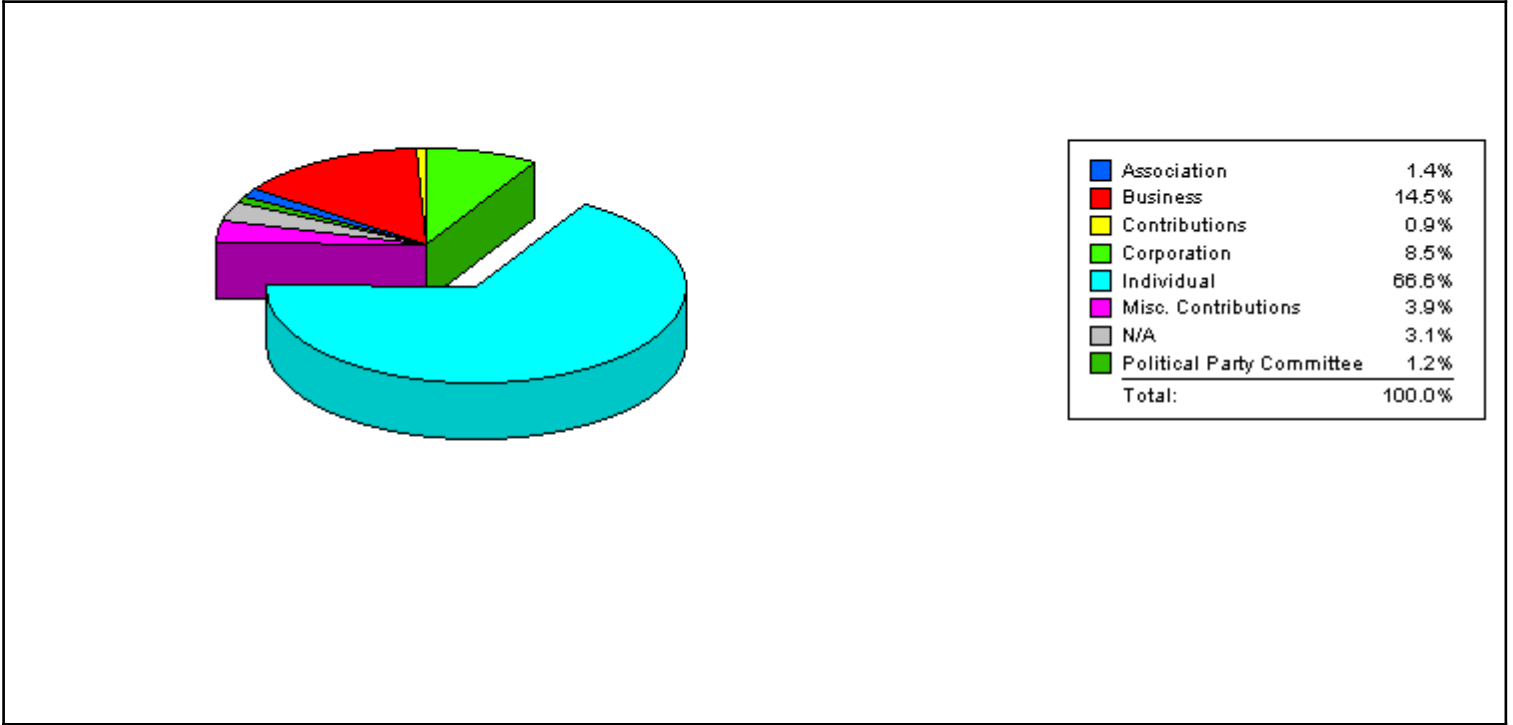
**Gertrude Stein Democratic Club Political Account** **Detailed Expenditures by Purpose**

Payee Name	Amount of Expenditure	Date of Expenditure
<b>Donation to Charities</b>		
Capital Pride	\$1,500.00	04/28/2009
DC Black Pride	\$1,000.00	05/19/2009
Gay & Lesbian	\$125.00	03/30/2009
Paquita Wiggins-Lake-LLC	\$200.00	04/20/2009
Rainbow History Project	\$200.00	02/04/2009
The People Inaugural	\$500.00	05/12/2009
<b>Donation to Political Action Committees</b>		
Committee ReElect Nate Bennett Fleming	\$750.00	08/31/2010
Committee To Elect Nate Pennett Fleming	\$200.00	08/11/2010
Gray for Mayor	\$700.00	08/12/2010
Gray for Mayor	\$1,300.00	09/03/2010
Henderson for Council	\$600.00	08/11/2010
Kwame for Council Chair	\$600.00	09/10/2010
Mendelson for Council Zor	\$600.00	09/08/2010
ReElect Cheh 2010	\$500.00	08/11/2010
ReElect Jim Graham 2010	\$400.00	08/19/2010
ReElect Jim Graham 2010	\$100.00	08/11/2010
ReElect Tommy Wells	\$500.00	09/11/2010
Thomas 2010	\$500.00	08/20/2010
<b>Subtotal</b>	<b>\$10,275.00</b>	
<b>Percentage of Total Expenditures</b>	<b>41.31%</b>	
<b>Total</b>	<b>\$24,870.26</b>	

**DISCLAIMER:** The information presented in the 2011 Biennial Report was taken directly from reports of receipts and expenditures filed by the candidates and political committees; afterward formatted into the applicable graphs and charts.

**DC OFFICE OF CAMPAIGN FINANCE**  
**2011 Biennial Report - Political Action Committees**

**Summary of Contributions by Donor Type for  
Gertrude Stein Democratic Club Political Account**



Note: This Graph depicts the summary of the contributions by donor categories reported by the Gertrude Stein Democratic Club Political Account Principal Campaign Committee

The contributions are presented in percentage terms by donor categories, and may include each contribution received from Businesses, Corporations, Corporate Sponsored Political Action Committees, Individuals, Labor Sponsored Political Action Committees, Political Party Committees, Partnerships, and the Candidate. The summary may also note Other Receipts reported, such as Dividends, Interest, Refunds, and Rebates.

**DISCLAIMER:** The information presented in the 2011 Biennial Report was taken directly from reports of receipts and expenditures filed by the candidates and political committees; afterward formatted into the applicable graphs and charts.

## Summary of Contributions by Donor Type for Gertrude Stein Democratic Club Political Account

Donor Type	Received
Association	\$250.00
Business	\$2,565.00
Contributions	\$163.76
Corporation	\$1,500.00
Individual	\$11,808.20
Misc. Contributions	\$685.00
N/A	\$551.00
Political Party Committee	\$213.00
<b>Grand Total</b>	<b>\$17,735.96</b>

**DISCLAIMER:** The information presented in the 2011 Biennial Report was taken directly from reports of receipts and expenditures filed by the candidates and political committees; afterward formatted into the applicable graphs and charts.



**Detailed Summary of Contributions by Donor Type for  
Gertrude Stein Democratic Club Political Account**

<b>Donor Type</b>	<b>Name</b>	<b>Received</b>
Association	ACLU	<b>\$250.00</b>
	<b>Total</b>	<b>\$250.00</b>
Business	Non Itemized Contribution of Less Than &50	<b>\$2,565.00</b>
	<b>Total</b>	<b>\$2,565.00</b>
Contributions	Miscellaneous Contributions of Less than 50.0	<b>\$163.76</b>
	<b>Total</b>	<b>\$163.76</b>
Corporation	Reed Smith LLP	<b>\$500.00</b>
	Time Warner Cable	<b>\$500.00</b>
	Verizon	<b>\$500.00</b>
	<b>Total</b>	<b>\$1,500.00</b>
Individual	Adams, William	<b>\$50.00</b>
	Agers, Julius	<b>\$50.00</b>
	Alexander-Reid, Sheila	<b>\$100.00</b>
	Anderson, Dpmpvam	<b>\$50.00</b>
	Beninda, Alexander	<b>\$150.00</b>
	Beninda, Alexandra	<b>\$150.00</b>
	Biddle, Sekou	<b>\$200.00</b>
	Bitondo, Patricia	<b>\$75.00</b>
	Bonds, Anita	<b>\$100.00</b>
	Bonilla, Geovani	<b>\$50.00</b>
	Bogr, Brondi	<b>\$100.00</b>
	Braun, Charles	<b>\$100.00</b>
	Broaddus, Hugh	<b>\$75.00</b>
	Brown, Lynne	<b>\$150.00</b>
	Byder, Robert	<b>\$200.00</b>
	Byrer, Robert	<b>\$50.00</b>
	Capozzi, John	<b>\$75.00</b>
	Cardina, Maria	<b>\$50.00</b>
	Carl, Elizabeth	<b>\$500.00</b>

**DISCLAIMER:** The information presented in the 2011 Biennial Report was taken directly from reports of receipts and expenditures filed by the candidates and political committees; afterward formatted into the applicable graphs and charts.

Individual	Chella, Jill	<b>\$100.00</b>
	Clampitt, Adam	<b>\$250.00</b>
	Clark, Jerry	<b>\$100.00</b>
	Collins, Gary	<b>\$50.00</b>
	Colodny, Don	<b>\$125.00</b>
	Contributions, Miscellaneous	<b>\$588.20</b>
	Coudriet, Jeffrey	<b>\$50.00</b>
	Craft, Edwin	<b>\$50.00</b>
	Crist, Paul	<b>\$300.00</b>
	Daneker, Barrie	<b>\$175.00</b>
	Doherty, Burke	<b>\$50.00</b>
	Elwood, Patricia	<b>\$50.00</b>
	Floto, Mary	<b>\$75.00</b>
	Fowlkes, Earl	<b>\$50.00</b>
	Glicr, Neil	<b>\$100.00</b>
	Glymph, Darrin	<b>\$1,000.00</b>
	Gorman, Stephen	<b>\$150.00</b>
	Gormon, Stephen	<b>\$75.00</b>
	Gray, Vincent	<b>\$100.00</b>
	Greaver, Christopher	<b>\$75.00</b>
	Griffin, Corey	<b>\$100.00</b>
	Hall, Ebonie	<b>\$250.00</b>
	Hindin, Mark	<b>\$75.00</b>
	Homas Wells, Barbara &	<b>\$50.00</b>
	Hops, Jeffrey	<b>\$100.00</b>
	Hors, Jeffrey	<b>\$50.00</b>
	Hughes, Candace	<b>\$100.00</b>
	Jones-Hennin, Billy	<b>\$50.00</b>
	Klenerd, John	<b>\$75.00</b>
	Lazar, John	<b>\$410.00</b>
Lennon, Michael	<b>\$50.00</b>	
Lewis, Bradley	<b>\$50.00</b>	

**DISCLAIMER:** The information presented in the 2011 Biennial Report was taken directly from reports of receipts and expenditures filed by the candidates and political committees; afterward formatted into the applicable graphs and charts.

Individual	Litsky, Andy	\$100.00
	Long, Stacey	\$50.00
	Mapp, Thomas	\$300.00
	Mapp, Thorne	\$50.00
	McDavis-Conway, Shana	\$50.00
	McGaw, John	\$50.00
	McNearney, Joseph	\$60.00
	Meadows, David	\$150.00
	Meredith Weidman, Mikel	\$100.00
	Mitchell, Michael	\$150.00
	Morrow, Doug	\$50.00
	Mosley, Rodney	\$50.00
	Murray, Christopher	\$200.00
	Murray, Martin	\$100.00
	Padro, Alexander	\$50.00
	Palacions, Joseph	\$75.00
	Pannell, Phillip	\$250.00
	Paradise, Mary	\$50.00
	Potillo, Ed	\$50.00
	Ralls, John	\$50.00
	Reamer, Joseph	\$50.00
	Reba, Lee	\$100.00
	Reba, Lee Brian	\$150.00
	Rebo, Lee	\$150.00
	Roth, Alan	\$50.00
	Schott, Peter	\$75.00
	Simmons, Ronald	\$50.00
	Smith, Thomas	\$50.00
	Snipper, Darlene	\$50.00
	Stirpe, Dave	\$50.00
Thies, Chuck	\$50.00	
Thompson, Mark	\$50.00	

**DISCLAIMER:** The information presented in the 2011 Biennial Report was taken directly from reports of receipts and expenditures filed by the candidates and political committees; afterward formatted into the applicable graphs and charts.

Individual	Tinpe, John	\$150.00	
	Uranas, George	\$50.00	
	Velex, Mario	\$100.00	
	Velez, Mario	\$100.00	
	Vorndran, Kurt	\$800.00	
	Wedderburn, Daniel	\$100.00	
	Wells, Barbara & Thomas	\$50.00	
	Williams, Ralfph	\$50.00	
	Wood, Mitchell	\$50.00	
	Woodhead, John	\$50.00	
	Woody, Conrad	\$200.00	
	Wray, Tanner	\$50.00	
	Yates, Michael	\$50.00	
		<b>Total</b>	<b>\$11,808.20</b>
Misc. Contributions	Miscellaneous Contributions of Less than 50.	\$685.00	
		<b>Total</b>	<b>\$685.00</b>
N/A	Miscellaneous Contributions	\$551.00	
		<b>Total</b>	<b>\$551.00</b>
Political Party Committee	Miscellaneous Contributions	\$213.00	
		<b>Total</b>	<b>\$213.00</b>
		<b>Grand Total</b>	<b>\$17,735.96</b>

**DISCLAIMER:** The information presented in the 2011 Biennial Report was taken directly from reports of receipts and expenditures filed by the candidates and political committees; afterward formatted into the applicable graphs and charts.

Gertrude Stein Democratic Club Political Account		Detailed Contributions by Donor Type
--	--	--------------------------------------

Contributor Name	Amount	Date of Receipt
------------------	--------	-----------------

**Association**

ACLU	\$250.00	02/01/2010
------	----------	------------

**Subtotal** **\$250.00**

**Percentage of Total Contributions** **1.41%**

Gertrude Stein Democratic Club Political Account		Detailed Contributions by Donor Type
--	--	--------------------------------------

Contributor Name	Amount	Date of Receipt
------------------	--------	-----------------

**Business**

Non Itemized Contribution of Less Than &50	\$2,565.00	06/30/2009
--	------------	------------

**Subtotal** **\$2,565.00**

**Percentage of Total Contributions** **14.46%**

Gertrude Stein Democratic Club Political Account		Detailed Contributions by Donor Type
--	--	--------------------------------------

Contributor Name	Amount	Date of Receipt
------------------	--------	-----------------

**Contributions**

Miscellaneous Contributions of Less than 50.0	\$163.76	10/21/2010
---	----------	------------

**Subtotal** **\$163.76**

**Percentage of Total Contributions** **0.92%**

Gertrude Stein Democratic Club Political Account		Detailed Contributions by Donor Type
--	--	--------------------------------------

Contributor Name	Amount	Date of Receipt
------------------	--------	-----------------

**Corporation**

Reed Smith LLP	\$500.00	10/21/2010
----------------	----------	------------

Time Warner Cable	\$500.00	11/09/2009
-------------------	----------	------------

Verizon	\$500.00	10/21/2010
---------	----------	------------

**Subtotal** **\$1,500.00**

**Percentage of Total Contributions** **8.46%**

**DISCLAIMER:** The information presented in the 2011 Biennial Report was taken directly from reports of receipts and expenditures filed by the candidates and political committees; afterward formatted into the applicable graphs and charts.

Contributor Name	Amount	Date of Receipt
<b>Individual</b>		
Adams, William	\$50.00	06/09/2009
Agers, Julius	\$50.00	05/22/2009
Alexander-Reid, Sheila	\$100.00	06/11/2009
Anderson, Dmpvpm	\$50.00	06/11/2010
Beninda, Alexander	\$150.00	10/21/2010
Beninda, Alexandra	\$50.00	06/11/2010
Beninda, Alexandra	\$100.00	08/13/2010
Biddle, Sekou	\$50.00	06/11/2010
Biddle, Sekou	\$150.00	10/21/2010
Bitondo, Patricia	\$75.00	02/01/2010
Bonds, Anita	\$100.00	06/11/2010
Bonilla, Geovani	\$50.00	06/03/2009
Borgr, Brondi	\$100.00	04/06/2009
Braun, Charles	\$100.00	04/19/2009
Broaddus, Hugh	\$75.00	02/01/2010
Brown, Lynne	\$150.00	02/01/2010
Byder, Robert	\$200.00	06/11/2009
Byrer, Robert	\$50.00	07/12/2010
Capozzi, John	\$75.00	02/01/2010
Cardina, Maria	\$50.00	06/11/2010
Carl, Elizabeth	\$500.00	05/28/2009
Chella, Jill	\$50.00	08/13/2010
Chella, Jill	\$50.00	08/13/2010
Clampitt, Adam	\$250.00	08/13/2010
Clark, Jerry	\$100.00	06/11/2009
Collins, Gary	\$50.00	03/30/2009
Colodny, Don	\$75.00	02/01/2010
Colodny, Don	\$50.00	06/11/2010
Contributions, Miscellaneous	\$588.20	09/10/2010
Coudriet, Jeffrey	\$50.00	03/18/2009
Craft, Edwin	\$50.00	10/21/2010
Crist, Paul	\$300.00	09/09/2010
Daneker, Barrie	\$75.00	02/01/2010
Daneker, Barrie	\$50.00	08/13/2010
Daneker, Barrie	\$50.00	08/13/2010
Doherty, Burke	\$50.00	03/09/2009

**DISCLAIMER:** The information presented in the 2011 Biennial Report was taken directly from reports of receipts and expenditures filed by the candidates and political committees; afterward formatted into the applicable graphs and charts.

Contributor Name	Amount	Date of Receipt
<b>Individual</b>		
Elwood, Patricia	\$50.00	06/11/2010
Floto, Mary	\$75.00	02/01/2010
Fowlkes, Earl	\$50.00	10/21/2010
Glicr, Neil	\$100.00	06/11/2010
Glymph, Darrin	\$1,000.00	08/13/2010
Gorman, Stephen	\$100.00	06/11/2009
Gorman, Stephen	\$50.00	06/11/2010
Gormon, Stephen	\$75.00	02/01/2010
Gray, Vincent	\$100.00	08/13/2010
Greaver, Christopher	\$75.00	02/01/2010
Griffin, Corey	\$100.00	06/11/2010
Hall, Ebonie	\$75.00	08/13/2010
Hall, Ebonie	\$175.00	10/21/2010
Hindin, Mark	\$75.00	02/01/2010
Homas Wells, Barbara &	\$50.00	08/13/2010
Hops, Jeffrey	\$100.00	06/11/2009
Hors, Jeffrey	\$50.00	06/11/2010
Hughes, Candace	\$50.00	08/13/2010
Hughes, Candace	\$50.00	10/21/2010
Jones-Hennin, Billy	\$50.00	02/23/2009
Klenerd, John	\$75.00	02/01/2010
Lazar, John	\$60.00	03/22/2009
Lazar, John	\$100.00	06/07/2009
Lazar, John	\$100.00	06/11/2010
Lazar, John	\$150.00	10/21/2010
Lennon, Michael	\$50.00	03/30/2009
Lewis, Bradley	\$50.00	06/11/2010
Litsky, Andy	\$100.00	08/13/2010
Long, Stacey	\$50.00	04/20/2009
Mapp, Thomas	\$50.00	05/11/2009
Mapp, Thomas	\$250.00	08/13/2010
Mapp, Thorne	\$50.00	06/11/2010
McDavis-Conway, Shana	\$50.00	05/12/2009
McGaw, John	\$50.00	03/25/2009
McNearney, Joseph	\$60.00	06/11/2010
Meadows, David	\$50.00	06/11/2010

**DISCLAIMER:** The information presented in the 2011 Biennial Report was taken directly from reports of receipts and expenditures filed by the candidates and political committees; afterward formatted into the applicable graphs and charts.

Contributor Name	Amount	Date of Receipt
<b>Individual</b>		
Meadows, David	\$100.00	08/13/2010
Meredith Weidman, Mikel	\$50.00	02/06/2009
Meredith Weidman, Mikel	\$50.00	04/20/2009
Mitchell, Michael	\$50.00	06/11/2010
Mitchell, Michael	\$50.00	08/13/2010
Mitchell, Michael	\$50.00	08/13/2010
Morrow, Doug	\$50.00	02/25/2009
Mosley, Rodney	\$50.00	04/20/2009
Murray, Christopher	\$100.00	08/13/2010
Murray, Christopher	\$100.00	08/13/2010
Murray, Martin	\$100.00	08/13/2010
Padro, Alexander	\$50.00	03/18/2009
Palacions, Joseph	\$75.00	02/01/2010
Pannell, Phillip	\$100.00	06/11/2010
Pannell, Phillip	\$150.00	10/21/2010
Paradise, Mary	\$50.00	03/18/2009
Potillo, Ed	\$50.00	06/11/2010
Ralls, John	\$50.00	04/03/2009
Reamer, Joseph	\$50.00	03/26/2009
Reba, Lee	\$100.00	08/13/2010
Reba, Lee Brian	\$150.00	10/21/2010
Rebo, Lee	\$50.00	06/11/2010
Rebo, Lee	\$100.00	08/13/2010
Roth, Alan	\$50.00	03/18/2009
Schott, Peter	\$75.00	02/01/2010
Simmons, Ronald	\$50.00	08/13/2010
Smith, Thomas	\$50.00	04/07/2009
Snipper, Darlene	\$50.00	06/11/2010
Stirpe, Dave	\$50.00	06/05/2009
Thies, Chuck	\$50.00	05/11/2009
Thompson, Mark	\$50.00	04/07/2009
Tinpe, John	\$150.00	02/01/2010
Uranas, George	\$50.00	06/06/2009
Velix, Mario	\$100.00	08/13/2010
Velez, Mario	\$100.00	08/13/2010
Vorndran, Kurt	\$100.00	06/11/2010

**DISCLAIMER:** The information presented in the 2011 Biennial Report was taken directly from reports of receipts and expenditures filed by the candidates and political committees; afterward formatted into the applicable graphs and charts.



Gertrude Stein Democratic Club Political Account	Detailed Contributions by Donor Type	
--	--------------------------------------	--

Contributor Name	Amount	Date of Receipt
------------------	--------	-----------------

**Individual**

Vorndran, Kurt	\$350.00	08/13/2010
Vorndran, Kurt	\$350.00	08/13/2010
Wedderburn, Daniel	\$50.00	08/13/2010
Wedderburn, Daniel	\$50.00	08/13/2010
Wells, Barbara & Thomas	\$50.00	08/13/2010
Williams, Ralfph	\$50.00	05/28/2009
Wood, Mitchell	\$50.00	08/13/2010
Woodhead, John	\$50.00	09/09/2010
Woody, Conrad	\$100.00	08/13/2010
Woody, Conrad	\$100.00	08/13/2010
Wray, Tanner	\$50.00	04/11/2009
Yates, Michael	\$50.00	03/18/2009

**Subtotal** **\$11,808.20**

**Percentage of Total Contributions** **66.58%**

Gertrude Stein Democratic Club Political Account	Detailed Contributions by Donor Type	
--	--------------------------------------	--

Contributor Name	Amount	Date of Receipt
------------------	--------	-----------------

**Misc. Contributions**

Miscellaneous Contributions of Less than 50.	\$685.00	06/11/2010
--	----------	------------

**Subtotal** **\$685.00**

**Percentage of Total Contributions** **3.86%**

Gertrude Stein Democratic Club Political Account	Detailed Contributions by Donor Type	
--	--------------------------------------	--

Contributor Name	Amount	Date of Receipt
------------------	--------	-----------------

**N/A**

Miscellaneous Contributions	\$551.00	02/01/2010
-----------------------------	----------	------------

**Subtotal** **\$551.00**

**Percentage of Total Contributions** **3.11%**

Gertrude Stein Democratic Club Political Account	Detailed Contributions by Donor Type	
--	--------------------------------------	--

Contributor Name	Amount	Date of Receipt
------------------	--------	-----------------

**Political Party Committee**

Miscellaneous Contributions	\$110.00	04/01/2010
Miscellaneous Contributions	\$103.00	04/26/2010

**Subtotal** **\$213.00**

**Percentage of Total Contributions** **1.20%**

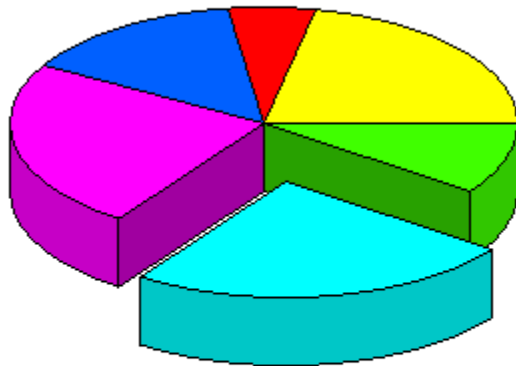
**DISCLAIMER:** The information presented in the 2011 Biennial Report was taken directly from reports of receipts and expenditures filed by the candidates and political committees; afterward formatted into the applicable graphs and charts.

**Total**      **\$17,735.96**

**DISCLAIMER:** The information presented in the 2011 Biennial Report was taken directly from reports of receipts and expenditures filed by the candidates and political committees; afterward formatted into the applicable graphs and charts.

**DC OFFICE OF CAMPAIGN FINANCE**  
**2011 Biennial Report - Political Action Committees**

**Summary of Contributions by Amount for  
Gertrude Stein Democratic Club Political Account**



Contributions Greater than \$2000	14.5%
Contributions greater or equal to \$1000 but less or equal to \$2000	5.6%
Contributions Greater than or equal to \$500 but less than \$1000	21.6%
Contributions Greater than or equal to \$250 but less than \$500	9.9%
Contributions Greater than or equal to \$100 but less than \$250	24.8%
Contributions Less than \$100	23.7%
<b>Total:</b>	<b>100.0%</b>

Note: This Graph depicts the summary of the contributions dollar amount reported by the Gertrude Stein Democratic Club Political Account Principal Campaign Committee

The contributions are presented in percentage terms in dollar amount, by the size of the contribution, including contribution greater than \$2000; contributions greater than or equal to \$1000 but less than or equal to \$2000; contributions greater than or equal to \$500 but less than or equal to \$1000; contributions greater than or equal to \$250 but less than or equal to \$500; contributions greater than or equal to \$100 but less than or equal to \$250; and contributions less than \$100.

**DISCLAIMER:** The information presented in the 2011 Biennial Report was taken directly from reports of receipts and expenditures filed by the candidates and political committees; afterward formatted into the applicable graphs and charts.

## **Summary of Contributions by Amount for Gertrude Stein Democratic Club Political Account**

<b>Denomination Type</b>	<b>Amount Received</b>
Contributions Greater than \$2000	<b>\$2,565.00</b>
Contributions greater or equal to \$1000 but less or equal to \$2000	<b>\$1,000.00</b>
Contributions greater than or equal to \$500 but less than \$1000	<b>\$3,824.20</b>
Contributions greater than or equal to \$250 but less than \$500	<b>\$1,750.00</b>
Contributions greater than or equal to \$100 but less than \$250	<b>\$4,401.76</b>
Contributions less than \$100	<b>\$4,195.00</b>
<b>Grand Total</b>	<b>\$17,735.96</b>

**DISCLAIMER:** The information presented in the 2011 Biennial Report was taken directly from reports of receipts and expenditures filed by the candidates and political committees; afterward formatted into the applicable graphs and charts.

## Detailed Summary of Contributions by Amount for Gertrude Stein Democratic Club Political Account

Denomination Type	Name	Received
Contributions Greater than \$2000	Non Itemized Contribution of Less Than &50	\$2,565.00
	Total	\$2,565.00
Contributions greater or equal to \$1000 but less or equal to \$2000	Glymph, Darrin	\$1,000.00
	Total	\$1,000.00
Contributions greater than or equal to \$500 but less than \$1000	Carl, Elizabeth	\$500.00
	Contributions, Miscellaneous	\$588.20
	Miscellaneous Contributions of Less than 50.	\$685.00
	Miscellaneous Contributions	\$551.00
	Reed Smith LLP	\$500.00
	Time Warner Cable	\$500.00
	Verizon	\$500.00
	Total	\$3,824.20
Contributions greater than or equal to \$250 but less than \$500	ACLU	\$250.00
	Clampitt, Adam	\$250.00
	Crist, Paul	\$300.00
	Mapp, Thomas	\$250.00
	Vorndran, Kurt	\$350.00
	Vorndran, Kurt	\$350.00
	Total	\$1,750.00
Contributions greater than or equal to \$100 but less than \$250	Alexander-Reid, Sheila	\$100.00
	Beninda, Alexander	\$150.00
	Beninda, Alexandra	\$100.00
	Biddle, Sekou	\$150.00
	Bonds, Anita	\$100.00
	Borgr, Brondi	\$100.00
	Braun, Charles	\$100.00
	Brown, Lynne	\$150.00
	Byder, Robert	\$200.00
	Clark, Jerry	\$100.00

**DISCLAIMER:** The information presented in the 2011 Biennial Report was taken directly from reports of receipts and expenditures filed by the candidates and political committees; afterward formatted into the applicable graphs and charts.

Contributions greater than or equal to \$100 but less than \$250	Glicr, Neil	<b>\$100.00</b>
	Gorman, Stephen	<b>\$100.00</b>
	Gray, Vincent	<b>\$100.00</b>
	Griffin, Corey	<b>\$100.00</b>
	Hall, Ebonie	<b>\$175.00</b>
	Hops, Jeffrey	<b>\$100.00</b>
	Lazar, John	<b>\$100.00</b>
	Lazar, John	<b>\$100.00</b>
	Lazar, John	<b>\$150.00</b>
	Litsky, Andy	<b>\$100.00</b>
	Meadows, David	<b>\$100.00</b>
	Miscellaneous Contributions of Less than 50.0	<b>\$163.76</b>
	Miscellaneous Contributions	<b>\$110.00</b>
	Miscellaneous Contributions	<b>\$103.00</b>
	Murray, Christopher	<b>\$100.00</b>
	Murray, Christopher	<b>\$100.00</b>
	Murray, Martin	<b>\$100.00</b>
	Pannell, Phillip	<b>\$100.00</b>
	Pannell, Phillip	<b>\$150.00</b>
	Reba, Lee Brian	<b>\$150.00</b>
	Reba, Lee	<b>\$100.00</b>
	Rebo, Lee	<b>\$100.00</b>
	Tinpe, John	<b>\$150.00</b>
	Velix, Mario	<b>\$100.00</b>
	Velez, Mario	<b>\$100.00</b>
	Vorndran, Kurt	<b>\$100.00</b>
	Woody, Conrad	<b>\$100.00</b>
Woody, Conrad	<b>\$100.00</b>	
<b>Total</b>	<b>\$4,401.76</b>	
Contributions less than \$100	Adams, William	<b>\$50.00</b>
	Agers, Julius	<b>\$50.00</b>
	Anderson, Dpmpvam	<b>\$50.00</b>

**DISCLAIMER:** The information presented in the 2011 Biennial Report was taken directly from reports of receipts and expenditures filed by the candidates and political committees; afterward formatted into the applicable graphs and charts.

Contributions less than \$100	Beninda, Alexandra	<b>\$50.00</b>
	Biddle, Sekou	<b>\$50.00</b>
	Bitondo, Patricia	<b>\$75.00</b>
	Bonilla, Geovani	<b>\$50.00</b>
	Broaddus, Hugh	<b>\$75.00</b>
	Byrer, Robert	<b>\$50.00</b>
	Capozzi, John	<b>\$75.00</b>
	Cardina, Maria	<b>\$50.00</b>
	Chella, Jill	<b>\$50.00</b>
	Chella, Jill	<b>\$50.00</b>
	Collins, Gary	<b>\$50.00</b>
	Colodny, Don	<b>\$75.00</b>
	Colodny, Don	<b>\$50.00</b>
	Coudriet, Jeffrey	<b>\$50.00</b>
	Craft, Edwin	<b>\$50.00</b>
	Daneker, Barrie	<b>\$75.00</b>
	Daneker, Barrie	<b>\$50.00</b>
	Daneker, Barrie	<b>\$50.00</b>
	Doherty, Burke	<b>\$50.00</b>
	Elwood, Patricia	<b>\$50.00</b>
	Floto, Mary	<b>\$75.00</b>
	Fowlkes, Earl	<b>\$50.00</b>
	Gorman, Stephen	<b>\$50.00</b>
	Gormon, Stephen	<b>\$75.00</b>
	Greaver, Christopher	<b>\$75.00</b>
	Hall, Ebonie	<b>\$75.00</b>
	Hindin, Mark	<b>\$75.00</b>
	Homas Wells, Barbara &	<b>\$50.00</b>
	Hors, Jeffrey	<b>\$50.00</b>
	Hughes, Candace	<b>\$50.00</b>
Hughes, Candace	<b>\$50.00</b>	
Jones-Hennin, Billy	<b>\$50.00</b>	

**DISCLAIMER:** The information presented in the 2011 Biennial Report was taken directly from reports of receipts and expenditures filed by the candidates and political committees; afterward formatted into the applicable graphs and charts.

Contributions less than \$100	Klenerd, John	<b>\$75.00</b>
	Lazar, John	<b>\$60.00</b>
	Lennon, Michael	<b>\$50.00</b>
	Lewis, Bradley	<b>\$50.00</b>
	Long, Stacey	<b>\$50.00</b>
	Mapp, Thomas	<b>\$50.00</b>
	Mapp, Thorne	<b>\$50.00</b>
	McDavis-Conway, Shana	<b>\$50.00</b>
	McGaw, John	<b>\$50.00</b>
	McNearney, Joseph	<b>\$60.00</b>
	Meadows, David	<b>\$50.00</b>
	Meredith Weidman, Mikel	<b>\$50.00</b>
	Meredith Weidman, Mikel	<b>\$50.00</b>
	Mitchell, Michael	<b>\$50.00</b>
	Mitchell, Michael	<b>\$50.00</b>
	Mitchell, Michael	<b>\$50.00</b>
	Morrow, Doug	<b>\$50.00</b>
	Mosley, Rodney	<b>\$50.00</b>
	Padro, Alexander	<b>\$50.00</b>
	Palacions, Joseph	<b>\$75.00</b>
	Paradise, Mary	<b>\$50.00</b>
	Potillo, Ed	<b>\$50.00</b>
	Ralls, John	<b>\$50.00</b>
	Reamer, Joseph	<b>\$50.00</b>
	Rebo, Lee	<b>\$50.00</b>
	Roth, Alan	<b>\$50.00</b>
	Schott, Peter	<b>\$75.00</b>
	Simmons, Ronald	<b>\$50.00</b>
	Smith, Thomas	<b>\$50.00</b>
	Snipper, Darlene	<b>\$50.00</b>
Stirpe, Dave	<b>\$50.00</b>	
Thies, Chuck	<b>\$50.00</b>	

**DISCLAIMER:** The information presented in the 2011 Biennial Report was taken directly from reports of receipts and expenditures filed by the candidates and political committees; afterward formatted into the applicable graphs and charts.



Contributions less than \$100	Thompson, Mark	<b>\$50.00</b>
	Uranas, George	<b>\$50.00</b>
	Wedderburn, Daniel	<b>\$50.00</b>
	Wedderburn, Daniel	<b>\$50.00</b>
	Wells, Barbara & Thomas	<b>\$50.00</b>
	Williams, Ralfph	<b>\$50.00</b>
	Wood, Mitchell	<b>\$50.00</b>
	Woodhead, John	<b>\$50.00</b>
	Wray, Tanner	<b>\$50.00</b>
	Yates, Michael	<b>\$50.00</b>
	Total	<b>\$4,195.00</b>
<b>Grand Total</b>		<b>\$17,735.96</b>

**DISCLAIMER:** The information presented in the 2011 Biennial Report was taken directly from reports of receipts and expenditures filed by the candidates and political committees; afterward formatted into the applicable graphs and charts.

## Gertrude Stein Democratic Club Political Account

## Detailed Contributions by Amount

Contributor Name	Amount	Type of Contributor	Date of Receipt
------------------	--------	---------------------	-----------------

**Contributions Greater than \$2000**

Non Itemized Contribution of Less Than &50	\$2,565.00	Business	06/30/2009
--	------------	----------	------------

<b>Subtotal</b>	<b>\$2,565.00</b>		
-----------------	-------------------	--	--

<b>Percentage of Total Contributions</b>	<b>14.46%</b>		
--	---------------	--	--

## Gertrude Stein Democratic Club Political Account

## Detailed Contributions by Amount

Contributor Name	Amount	Type of Contributor	Date of Receipt
------------------	--------	---------------------	-----------------

**Contributions greater or equal to \$1000 but less or equal to \$2000**

Glymph, Darrin	\$1,000.00	Individual	08/13/2010
----------------	------------	------------	------------

<b>Subtotal</b>	<b>\$1,000.00</b>		
-----------------	-------------------	--	--

<b>Percentage of Total Contributions</b>	<b>5.64%</b>		
--	--------------	--	--

## Gertrude Stein Democratic Club Political Account

## Detailed Contributions by Amount

Contributor Name	Amount	Type of Contributor	Date of Receipt
------------------	--------	---------------------	-----------------

**Contributions Greater than or equal to \$500 but less than \$1000**

Carl, Elizabeth	\$500.00	Individual	05/28/2009
-----------------	----------	------------	------------

Contributions, Miscellaneous	\$588.20	Individual	09/10/2010
------------------------------	----------	------------	------------

Miscellaneous Contributions	\$551.00	N/A	02/01/2010
-----------------------------	----------	-----	------------

Miscellaneous Contributions of Less than 50.	\$685.00	Misc. Contributions	06/11/2010
--	----------	---------------------	------------

Reed Smith LLP	\$500.00	Corporation	10/21/2010
----------------	----------	-------------	------------

Time Warner Cable	\$500.00	Corporation	11/09/2009
-------------------	----------	-------------	------------

Verizon	\$500.00	Corporation	10/21/2010
---------	----------	-------------	------------

<b>Subtotal</b>	<b>\$3,824.20</b>		
-----------------	-------------------	--	--

<b>Percentage of Total Contributions</b>	<b>21.56%</b>		
--	---------------	--	--

## Gertrude Stein Democratic Club Political Account

## Detailed Contributions by Amount

Contributor Name	Amount	Type of Contributor	Date of Receipt
------------------	--------	---------------------	-----------------

**Contributions Greater than or equal to \$250 but less than \$500**

ACLU	\$250.00	Association	02/01/2010
------	----------	-------------	------------

Clampitt, Adam	\$250.00	Individual	08/13/2010
----------------	----------	------------	------------

Crist, Paul	\$300.00	Individual	09/09/2010
-------------	----------	------------	------------

Mapp, Thomas	\$250.00	Individual	08/13/2010
--------------	----------	------------	------------

Vorndran, Kurt	\$350.00	Individual	08/13/2010
----------------	----------	------------	------------

Vorndran, Kurt	\$350.00	Individual	08/13/2010
----------------	----------	------------	------------

<b>Subtotal</b>	<b>\$1,750.00</b>		
-----------------	-------------------	--	--

<b>Percentage of Total Contributions</b>	<b>9.87%</b>		
--	--------------	--	--

**DISCLAIMER:** The information presented in the 2011 Biennial Report was taken directly from reports of receipts and expenditures filed by the candidates and political committees; afterward formatted into the applicable graphs and charts.

Contributor Name	Amount	Type of Contributor	Date of Receipt
------------------	--------	---------------------	-----------------

**Contributions Greater than or equal to \$100 but less than \$250**

Alexander-Reid, Sheila	\$100.00	Individual	06/11/2009
Beninda, Alexander	\$150.00	Individual	10/21/2010
Beninda, Alexandra	\$100.00	Individual	08/13/2010
Biddle, Sekou	\$150.00	Individual	10/21/2010
Bonds, Anita	\$100.00	Individual	06/11/2010
Borgr, Brondi	\$100.00	Individual	04/06/2009
Braun, Charles	\$100.00	Individual	04/19/2009
Brown, Lynne	\$150.00	Individual	02/01/2010
Byder, Robert	\$200.00	Individual	06/11/2009
Clark, Jerry	\$100.00	Individual	06/11/2009
Glicr, Neil	\$100.00	Individual	06/11/2010
Gorman, Stephen	\$100.00	Individual	06/11/2009
Gray, Vincent	\$100.00	Individual	08/13/2010
Griffin, Corey	\$100.00	Individual	06/11/2010
Hall, Ebonie	\$175.00	Individual	10/21/2010
Hops, Jeffrey	\$100.00	Individual	06/11/2009
Lazar, John	\$100.00	Individual	06/07/2009
Lazar, John	\$100.00	Individual	06/11/2010
Lazar, John	\$150.00	Individual	10/21/2010
Litsky, Andy	\$100.00	Individual	08/13/2010
Meadows, David	\$100.00	Individual	08/13/2010
Miscellaneous Contributions	\$110.00	Political Party Committee	04/01/2010
Miscellaneous Contributions	\$103.00	Political Party Committee	04/26/2010
Miscellaneous Contributions of Less than 50.0	\$163.76	Contributions	10/21/2010
Murray, Christopher	\$100.00	Individual	08/13/2010
Murray, Christopher	\$100.00	Individual	08/13/2010
Murray, Martin	\$100.00	Individual	08/13/2010
Pannell, Phillip	\$100.00	Individual	06/11/2010
Pannell, Phillip	\$150.00	Individual	10/21/2010
Reba, Lee	\$100.00	Individual	08/13/2010
Reba, Lee Brian	\$150.00	Individual	10/21/2010
Rebo, Lee	\$100.00	Individual	08/13/2010
Tinpe, John	\$150.00	Individual	02/01/2010
Velex, Mario	\$100.00	Individual	08/13/2010

**DISCLAIMER:** The information presented in the 2011 Biennial Report was taken directly from reports of receipts and expenditures filed by the candidates and political committees; afterward formatted into the applicable graphs and charts.

Contributor Name	Amount	Type of Contributor	Date of Receipt
------------------	--------	---------------------	-----------------

**Contributions Greater than or equal to \$100 but less than \$250**

Velez, Mario	\$100.00	Individual	08/13/2010
Vorndran, Kurt	\$100.00	Individual	06/11/2010
Woody, Conrad	\$100.00	Individual	08/13/2010
Woody, Conrad	\$100.00	Individual	08/13/2010

**Subtotal****\$4,401.76****Percentage of Total Contributions****24.82%**

**DISCLAIMER:** The information presented in the 2011 Biennial Report was taken directly from reports of receipts and expenditures filed by the candidates and political committees; afterward formatted into the applicable graphs and charts.

Contributor Name	Amount	Type of Contributor	Date of Receipt
------------------	--------	---------------------	-----------------

**Contributions Less than \$100**

Adams, William	\$50.00	Individual	06/09/2009
Agers, Julius	\$50.00	Individual	05/22/2009
Anderson, Dmpvpm	\$50.00	Individual	06/11/2010
Beninda, Alexandra	\$50.00	Individual	06/11/2010
Biddle, Sekou	\$50.00	Individual	06/11/2010
Bitondo, Patricia	\$75.00	Individual	02/01/2010
Bonilla, Geovani	\$50.00	Individual	06/03/2009
Broaddus, Hugh	\$75.00	Individual	02/01/2010
Byrer, Robert	\$50.00	Individual	07/12/2010
Capozzi, John	\$75.00	Individual	02/01/2010
Cardina, Maria	\$50.00	Individual	06/11/2010
Chella, Jill	\$50.00	Individual	08/13/2010
Chella, Jill	\$50.00	Individual	08/13/2010
Collins, Gary	\$50.00	Individual	03/30/2009
Colodny, Don	\$75.00	Individual	02/01/2010
Colodny, Don	\$50.00	Individual	06/11/2010
Coudriet, Jeffrey	\$50.00	Individual	03/18/2009
Craft, Edwin	\$50.00	Individual	10/21/2010
Daneker, Barrie	\$75.00	Individual	02/01/2010
Daneker, Barrie	\$50.00	Individual	08/13/2010
Daneker, Barrie	\$50.00	Individual	08/13/2010
Doherty, Burke	\$50.00	Individual	03/09/2009
Elwood, Patricia	\$50.00	Individual	06/11/2010
Floto, Mary	\$75.00	Individual	02/01/2010
Fowlkes, Earl	\$50.00	Individual	10/21/2010
Gorman, Stephen	\$50.00	Individual	06/11/2010
Gormon, Stephen	\$75.00	Individual	02/01/2010
Greaver, Christopher	\$75.00	Individual	02/01/2010
Hall, Ebonie	\$75.00	Individual	08/13/2010
Hindin, Mark	\$75.00	Individual	02/01/2010
Homas Wells, Barbara &	\$50.00	Individual	08/13/2010
Hors, Jeffrey	\$50.00	Individual	06/11/2010
Hughes, Candace	\$50.00	Individual	08/13/2010
Hughes, Candace	\$50.00	Individual	10/21/2010

**DISCLAIMER:** The information presented in the 2011 Biennial Report was taken directly from reports of receipts and expenditures filed by the candidates and political committees; afterward formatted into the applicable graphs and charts.

Contributor Name	Amount	Type of Contributor	Date of Receipt
------------------	--------	---------------------	-----------------

**Contributions Less than \$100**

Jones-Hennin, Billy	\$50.00	Individual	02/23/2009
Klenerd, John	\$75.00	Individual	02/01/2010
Lazar, John	\$60.00	Individual	03/22/2009
Lennon, Michael	\$50.00	Individual	03/30/2009
Lewis, Bradley	\$50.00	Individual	06/11/2010
Long, Stacey	\$50.00	Individual	04/20/2009
Mapp, Thomas	\$50.00	Individual	05/11/2009
Mapp, Thorne	\$50.00	Individual	06/11/2010
McDavis-Conway, Shana	\$50.00	Individual	05/12/2009
McGaw, John	\$50.00	Individual	03/25/2009
McNearney, Joseph	\$60.00	Individual	06/11/2010
Meadows, David	\$50.00	Individual	06/11/2010
Meredith Weidman, Mikel	\$50.00	Individual	02/06/2009
Meredith Weidman, Mikel	\$50.00	Individual	04/20/2009
Mitchell, Michael	\$50.00	Individual	06/11/2010
Mitchell, Michael	\$50.00	Individual	08/13/2010
Mitchell, Michael	\$50.00	Individual	08/13/2010
Morrow, Doug	\$50.00	Individual	02/25/2009
Mosley, Rodney	\$50.00	Individual	04/20/2009
Padro, Alexander	\$50.00	Individual	03/18/2009
Palacions, Joseph	\$75.00	Individual	02/01/2010
Paradise, Mary	\$50.00	Individual	03/18/2009
Potillo, Ed	\$50.00	Individual	06/11/2010
Ralls, John	\$50.00	Individual	04/03/2009
Reamer, Joseph	\$50.00	Individual	03/26/2009
Rebo, Lee	\$50.00	Individual	06/11/2010
Roth, Alan	\$50.00	Individual	03/18/2009
Schott, Peter	\$75.00	Individual	02/01/2010
Simmons, Ronald	\$50.00	Individual	08/13/2010
Smith, Thomas	\$50.00	Individual	04/07/2009
Snipper, Darlene	\$50.00	Individual	06/11/2010
Stirpe, Dave	\$50.00	Individual	06/05/2009
Thies, Chuck	\$50.00	Individual	05/11/2009
Thompson, Mark	\$50.00	Individual	04/07/2009

**DISCLAIMER:** The information presented in the 2011 Biennial Report was taken directly from reports of receipts and expenditures filed by the candidates and political committees; afterward formatted into the applicable graphs and charts.

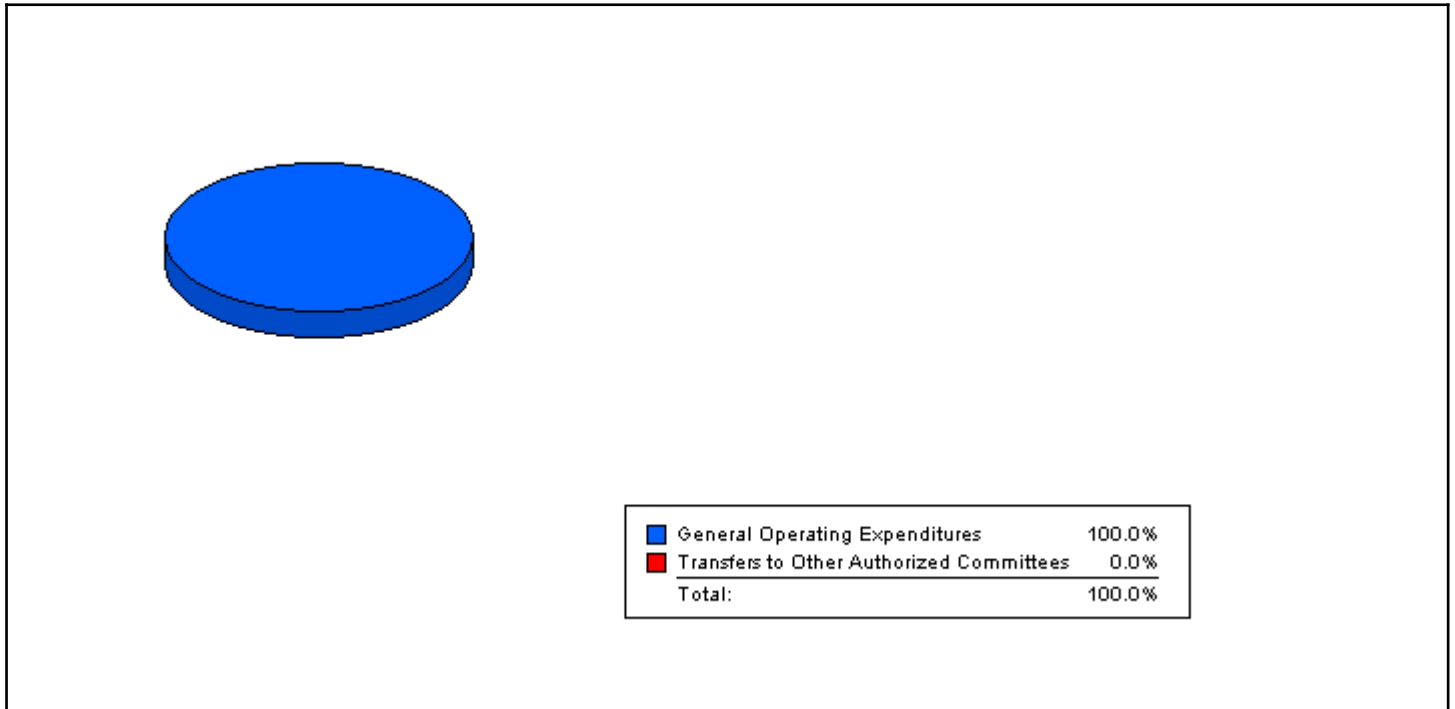
Contributor Name	Amount	Type of Contributor	Date of Receipt
<b>Contributions Less than \$100</b>			
Uranas, George	\$50.00	Individual	06/06/2009
Wedderburn, Daniel	\$50.00	Individual	08/13/2010
Wedderburn, Daniel	\$50.00	Individual	08/13/2010
Wells, Barbara & Thomas	\$50.00	Individual	08/13/2010
Williams, Ralfph	\$50.00	Individual	05/28/2009
Wood, Mitchell	\$50.00	Individual	08/13/2010
Woodhead, John	\$50.00	Individual	09/09/2010
Wray, Tanner	\$50.00	Individual	04/11/2009
Yates, Michael	\$50.00	Individual	03/18/2009
<b>Subtotal</b>	<b>\$4,195.00</b>		
<b>Percentage of Total Contributions</b>	<b>23.65%</b>		
<b>Total</b>	<b>\$17,735.96</b>		

**DISCLAIMER:** The information presented in the 2011 Biennial Report was taken directly from reports of receipts and expenditures filed by the candidates and political committees; afterward formatted into the applicable graphs and charts.

# DC OFFICE OF CAMPAIGN FINANCE

## 2011 Biennial Report - Political Action Committees

### Summary of Expenditures by Purpose for Greater Washington Board of Trade DC PAC



Note: This Graph depicts the summary of the expenditures by purpose reported by Greater Washington Board of Trade DC PAC.

The expenditures are presented in percentage terms by General Operating Expenditures, Transfers to Other Authorized Political Committees, Loan Repayments, Refunds of Contributions, Other Expenditures, and Offsets to Receipts

- General Operating Expenditures may include each expenditure made for Accounting Services, Advertising, Bank Fees, Campaign Events/Fund Raising, Campaign Materials and Supplies, Candidate Loan Re-payment, Catering/Refreshments, Computer Supplies/Equipment, Consulting Services, Equipment Purchases/Rental, In-Kind, Office Maintenance, Office Rental, Office Supplies/Furniture, Other Loan Repayment, Petty Cash, Polling/Mailing Lists, Postage/Shipping/Courier Rates, Printing/Copying, Salary/Stipend, Telephone/Communication, Trash/Poster Removal, Travel/Vehicle Expense, Utility Expense, and other Expenses.
- Transfers to other Authorized Political Committees.
- Loan Repayments.
- Refunds of Contributions may include each contribution Refund to Individuals, Organizations, Political Party Committees, and other Political Committees (PACs).
- Other Expenditures may include all expenditures other than the afore-mentioned, which may include Independent Expenditures made by persons expressly advocating the election or defeat of a clearly identified candidate, which are made without cooperation or consultation with any candidate and/or authorized committee and/or agent of the candidate; Donations to Charities, Churches, Political Committees, Scholarship and Statehood Funds; Payments to the Internal Revenue Service and for Fines; and Tickets to Events.
- Offsets to Receipts may include Refunds, Rebates, Returned Checks, Non-Sufficient Fund Fees, and other Offsets to Operating Expenditures.

**DISCLAIMER:** The information presented in the 2011 Biennial Report was taken directly from reports of receipts and expenditures filed by the candidates and political committees; afterward formatted into the applicable graphs and charts.



**Summary of Expenditures by Purpose for  
Greater Washington Board of Trade DC PAC**

<b>Purpose</b>	<b>Total Expenditure</b>
General Operating Expenditures	<b>\$553.50</b>
Transfers to Other Authorized Committees	<b>\$0.00</b>
<b>Grand Total</b>	<b>\$553.50</b>

**DISCLAIMER:** The information presented in the 2011 Biennial Report was taken directly from reports of receipts and expenditures filed by the candidates and political committees; afterward formatted into the applicable graphs and charts.

## General Operating Expenditures

<b>Purpose</b>	<b>Total Expenditures</b>
Bank Fees	<b>\$64.00</b>
Catering/Refreshments	<b>\$332.00</b>
Consultant/Salary/Stipend	<b>\$157.50</b>
<b>Total</b>	<b>\$553.50</b>

**DISCLAIMER:** The information presented in the 2011 Biennial Report was taken directly from reports of receipts and expenditures filed by the candidates and political committees; afterward formatted into the applicable graphs and charts.

**Detailed Summary of Expenditures by Purpose for  
Greater Washington Board of Trade DC PAC  
General Operating Expenditures**

<b>Purpose</b>	<b>Payee</b>	<b>Amount Spent</b>
Bank Fees	Bank of America	<b>\$64.00</b>
	<b>Total</b>	<b>\$64.00</b>
Catering/Refreshments	Geppetto Catering, Inc.	<b>\$332.00</b>
	<b>Total</b>	<b>\$332.00</b>
Consultant/Salary/Stipend	MAXimum Compliance, LLC	<b>\$157.50</b>
	<b>Total</b>	<b>\$157.50</b>
<b>Grand Total</b>		<b>\$553.50</b>

**DISCLAIMER:** The information presented in the 2011 Biennial Report was taken directly from reports of receipts and expenditures filed by the candidates and political committees; afterward formatted into the applicable graphs and charts.

**GENERAL OPERATING EXPENDITURES**

Greater Washington Board of Trade DC PAC		Detailed Expenditures by Purpose	
Payee Name	Amount of Expenditure	Date of Expenditure	
<b>Bank Fees</b>			
Bank of America	\$64.00	09/30/2010	
<b>Catering/Refreshments</b>			
Geppetto Catering, Inc.	\$332.00	07/08/2010	
<b>Consultant/Salary/Stipend</b>			
MAXimum Compliance, LLC	\$157.50	11/02/2010	
	<b>Subtotal</b>	<b>\$553.50</b>	
	<b>Percentage of Total Expenditures</b>	<b>100.00%</b>	

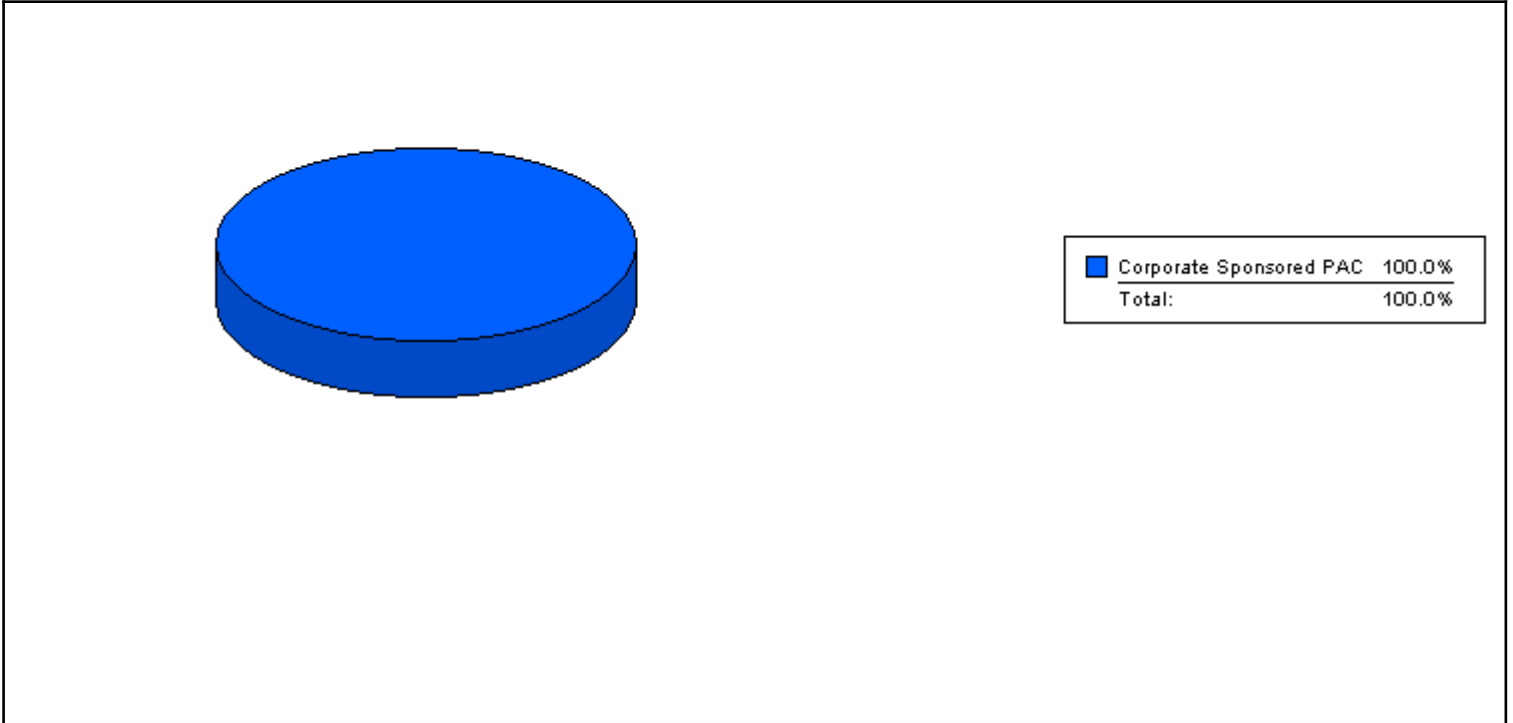
**TRANSFERS TO OTHER AUTHORIZED COMMITTEES**

Greater Washington Board of Trade DC PAC		Detailed Expenditures by Purpose	
Payee Name	Amount of Expenditure	Date of Expenditure	
<b>Transfer</b>			
Fenty 2010	\$1,000.00	12/04/2009	
Friends of Michael Brown	(\$1,000.00)	03/06/2009	
	<b>Subtotal</b>	<b>\$0.00</b>	
	<b>Percentage of Total Expenditures</b>	<b>0.00%</b>	
	<b>Total</b>	<b>\$553.50</b>	

**DISCLAIMER:** The information presented in the 2011 Biennial Report was taken directly from reports of receipts and expenditures filed by the candidates and political committees; afterward formatted into the applicable graphs and charts.

**DC OFFICE OF CAMPAIGN FINANCE**  
**2011 Biennial Report - Political Action Committees**

**Summary of Contributions by Donor Type for  
Greater Washington Board of Trade DC PAC**



Note: This Graph depicts the summary of the contributions by donor categories reported by the Greater Washington Board of Trade DC PAC Principal Campaign Committee

The contributions are presented in percentage terms by donor categories, and may include each contribution received from Businesses, Corporations, Corporate Sponsored Political Action Committees, Individuals, Labor Sponsored Political Action Committees, Political Party Committees, Partnerships, and the Candidate. The summary may also note Other Receipts reported, such as Dividends, Interest, Refunds, and Rebates.

**DISCLAIMER:** The information presented in the 2011 Biennial Report was taken directly from reports of receipts and expenditures filed by the candidates and political committees; afterward formatted into the applicable graphs and charts.

**Summary of Contributions by Donor Type for  
Greater Washington Board of Trade DC PAC**

<b>Donor Type</b>	<b>Received</b>
Corporate Sponsored PAC	<b>\$5,000.00</b>
<b>Grand Total</b>	<b>\$5,000.00</b>

**DISCLAIMER:** The information presented in the 2011 Biennial Report was taken directly from reports of receipts and expenditures filed by the candidates and political committees; afterward formatted into the applicable graphs and charts.

**Detailed Summary of Contributions by Donor Type for  
Greater Washington Board of Trade DC PAC**

<b>Donor Type</b>	<b>Name</b>	<b>Received</b>
Corporate Sponsored PAC	Bank of America Corporation PAC	<b>\$2,000.00</b>
	Verizon Communications Inc. Washington DC P	<b>\$3,000.00</b>
	<b>Total</b>	<b>\$5,000.00</b>
<b>Grand Total</b>		<b>\$5,000.00</b>

**DISCLAIMER:** The information presented in the 2011 Biennial Report was taken directly from reports of receipts and expenditures filed by the candidates and political committees; afterward formatted into the applicable graphs and charts.


Contributor Name	Amount	Date of Receipt
<b>Corporate Sponsored PAC</b>		
Bank of America Corporation PAC	\$2,000.00	10/29/2010
Verizon Communications Inc. Washington DC PAC	\$3,000.00	09/07/2010
<b>Subtotal</b>	<b>\$5,000.00</b>	
<b>Percentage of Total Contributions</b>	<b>100.00%</b>	
<b>Total</b>	<b>\$5,000.00</b>	

**DISCLAIMER:** The information presented in the 2011 Biennial Report was taken directly from reports of receipts and expenditures filed by the candidates and political committees; afterward formatted into the applicable graphs and charts.



**DC OFFICE OF CAMPAIGN FINANCE**  
**2011 Biennial Report - Political Action Committees**

**Summary of Contributions by Amount for  
Greater Washington Board of Trade DC PAC**



Contributions Greater than \$2000	60.0%
Contributions greater or equal to \$1000 but less or equal to \$2000	40.0%
Total:	100.0%

Note: This Graph depicts the summary of the contributions dollar amount reported by the Greater Washington Board of Trade DC PAC Principal Campaign Committee

The contributions are presented in percentage terms in dollar amount, by the size of the contribution, including contribution greater than \$2000; contributions greater than or equal to \$1000 but less than or equal to \$2000; contributions greater than or equal to \$500 but less than or equal to \$1000; contributions greater than or equal to \$250 but less than or equal to \$500; contributions greater than or equal to \$100 but less than or equal to \$250; and contributions less than \$100.

**DISCLAIMER:** The information presented in the 2011 Biennial Report was taken directly from reports of receipts and expenditures filed by the candidates and political committees; afterward formatted into the applicable graphs and charts.

## **Summary of Contributions by Amount for Greater Washington Board of Trade DC PAC**

<b>Denomination Type</b>	<b>Amount Received</b>
Contributions Greater than \$2000	<b>\$3,000.00</b>
Contributions greater or equal to \$1000 but less or equal to \$2000	<b>\$2,000.00</b>
<b>Grand Total</b>	<b>\$5,000.00</b>

**DISCLAIMER:** The information presented in the 2011 Biennial Report was taken directly from reports of receipts and expenditures filed by the candidates and political committees; afterward formatted into the applicable graphs and charts.

**Detailed Summary of Contributions by Amount for  
Greater Washington Board of Trade DC PAC**

<b>Denomination Type</b>	<b>Name</b>	<b>Received</b>
Contributions Greater than \$2000	Verizon Communications Inc. Washington DC P	<b>\$3,000.00</b>
	Total	<b>\$3,000.00</b>
Contributions greater or equal to \$1000 but less or equal to \$2000	Bank of America Corporation PAC	<b>\$2,000.00</b>
	Total	<b>\$2,000.00</b>
<b>Grand Total</b>		<b>\$5,000.00</b>

**DISCLAIMER:** The information presented in the 2011 Biennial Report was taken directly from reports of receipts and expenditures filed by the candidates and political committees; afterward formatted into the applicable graphs and charts.

Contributor Name	Amount	Type of Contributor	Date of Receipt
<b>Contributions Greater than \$2000</b>			
Verizon Communications Inc. Washington DC PAC	\$3,000.00	Corporate Sponsored PAC	09/07/2010
<b>Subtotal</b>	<b>\$3,000.00</b>		
<b>Percentage of Total Contributions</b>	<b>60.00%</b>		

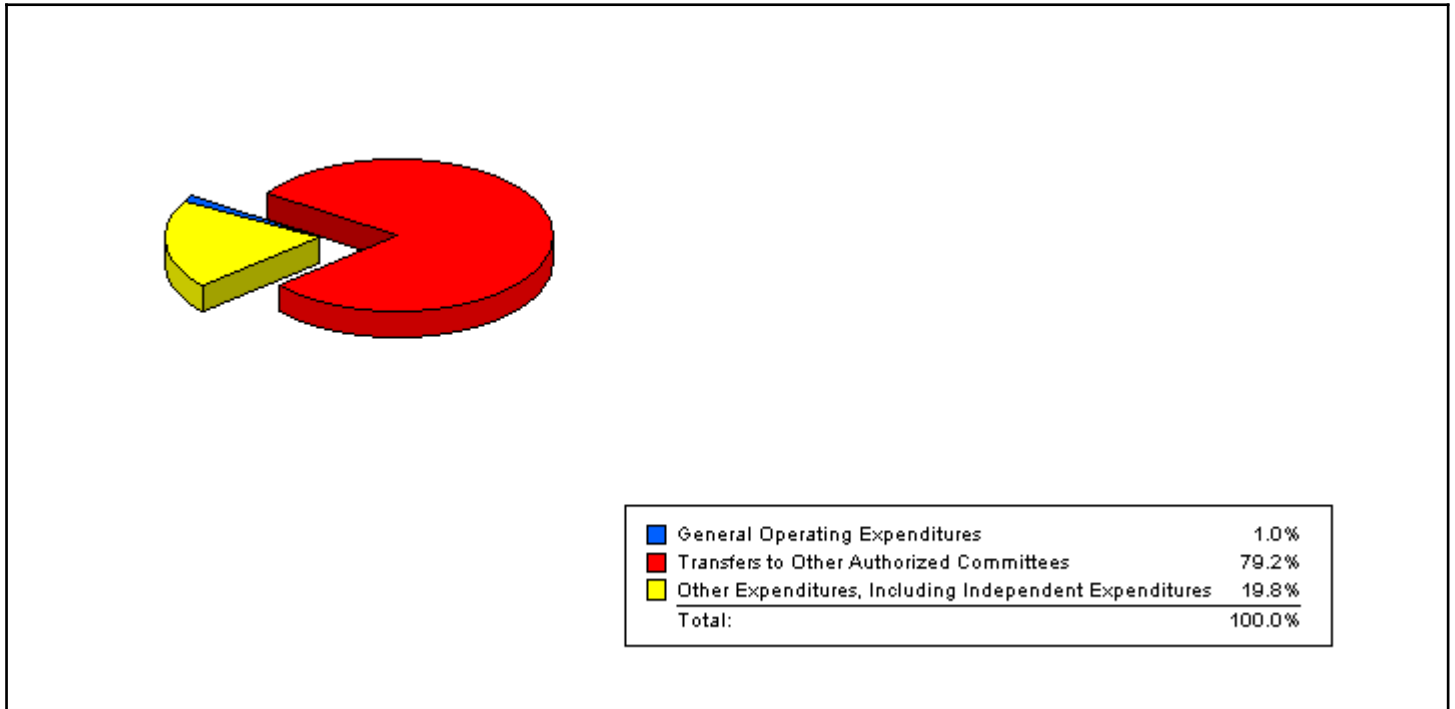
Contributor Name	Amount	Type of Contributor	Date of Receipt
<b>Contributions greater or equal to \$1000 but less or equal to \$2000</b>			
Bank of America Corporation PAC	\$2,000.00	Corporate Sponsored PAC	10/29/2010
<b>Subtotal</b>	<b>\$2,000.00</b>		
<b>Percentage of Total Contributions</b>	<b>40.00%</b>		
<b>Total</b>	<b>\$5,000.00</b>		

**DISCLAIMER:** The information presented in the 2011 Biennial Report was taken directly from reports of receipts and expenditures filed by the candidates and political committees; afterward formatted into the applicable graphs and charts.

# DC OFFICE OF CAMPAIGN FINANCE

## 2011 Biennial Report - Political Action Committees

### Summary of Expenditures by Purpose for HMO Health PAC



Note: This Graph depicts the summary of the expenditures by purpose reported by HMO Health PAC.

The expenditures are presented in percentage terms by General Operating Expenditures, Transfers to Other Authorized Political Committees, Loan Repayments, Refunds of Contributions, Other Expenditures, and Offsets to Receipts

- General Operating Expenditures may include each expenditure made for Accounting Services, Advertising, Bank Fees, Campaign Events/Fund Raising, Campaign Materials and Supplies, Candidate Loan Re-payment, Catering/Refreshments, Computer Supplies/Equipment, Consulting Services, Equipment Purchases/Rental, In-Kind, Office Maintenance, Office Rental, Office Supplies/Furniture, Other Loan Repayment, Petty Cash, Polling/Mailing Lists, Postage/Shipping/Courier Rates, Printing/Copying, Salary/Stipend, Telephone/Communication, Trash/Poster Removal, Travel/Vehicle Expense, Utility Expense, and other Expenses.
- Transfers to other Authorized Political Committees.
- Loan Repayments.
- Refunds of Contributions may include each contribution Refund to Individuals, Organizations, Political Party Committees, and other Political Committees (PACs).
- Other Expenditures may include all expenditures other than the afore-mentioned, which may include Independent Expenditures made by persons expressly advocating the election or defeat of a clearly identified candidate, which are made without cooperation or consultation with any candidate and/or authorized committee and/or agent of the candidate; Donations to Charities, Churches, Political Committees, Scholarship and Statehood Funds; Payments to the Internal Revenue Service and for Fines; and Tickets to Events.
- Offsets to Receipts may include Refunds, Rebates, Returned Checks, Non-Sufficient Fund Fees, and other Offsets to Operating Expenditures.

**DISCLAIMER:** The information presented in the 2011 Biennial Report was taken directly from reports of receipts and expenditures filed by the candidates and political committees; afterward formatted into the applicable graphs and charts.

**Summary of Expenditures by Purpose for  
HMO Health PAC**

<b>Purpose</b>	<b>Total Expenditure</b>
General Operating Expenditures	<b>\$102.61</b>
Transfers to Other Authorized Committees	<b>\$8,000.00</b>
Other Expenditures, Including Independent Expenditures	<b>\$2,000.00</b>
<b>Grand Total</b>	<b>\$10,102.61</b>

**DISCLAIMER:** The information presented in the 2011 Biennial Report was taken directly from reports of receipts and expenditures filed by the candidates and political committees; afterward formatted into the applicable graphs and charts.

## General Operating Expenditures

Purpose	Total Expenditures
Bank Fees	\$102.61
<b>Total</b>	<b>\$102.61</b>

**DISCLAIMER:** The information presented in the 2011 Biennial Report was taken directly from reports of receipts and expenditures filed by the candidates and political committees; afterward formatted into the applicable graphs and charts.

**Detailed Summary of Expenditures by Purpose for  
HMO Health PAC  
General Operating Expenditures**

<b>Purpose</b>	<b>Payee</b>	<b>Amount Spent</b>
Bank Fees	HMO Health PAC	<b>\$102.61</b>
	<b>Total</b>	<b>\$102.61</b>
<b>Grand Total</b>		<b>\$102.61</b>

**DISCLAIMER:** The information presented in the 2011 Biennial Report was taken directly from reports of receipts and expenditures filed by the candidates and political committees; afterward formatted into the applicable graphs and charts.



**Detailed Summary of Expenditures by Purpose for  
HMO Health PAC**

**Transfers to Other Authorized Committees**

<b>Purpose</b>	<b>Payee</b>	<b>Amount Spent</b>
Transfer	David A. Catania	<b>\$1,000.00</b>
	Harry Thomas, Jr.	<b>\$500.00</b>
	HMO Health PAC	<b>\$1,000.00</b>
	Jim Graham	<b>\$500.00</b>
	Kwame Brown	<b>\$1,500.00</b>
	Phil Mendelson	<b>\$1,000.00</b>
	Tommy Wells	<b>\$500.00</b>
	Vincent C. Gray	<b>\$2,000.00</b>
	<b>Total</b>	<b>\$8,000.00</b>
<b>Grand Total</b>		<b>\$8,000.00</b>

**DISCLAIMER:** The information presented in the 2011 Biennial Report was taken directly from reports of receipts and expenditures filed by the candidates and political committees; afterward formatted into the applicable graphs and charts.

**Detailed Summary of Expenditures by Purpose for  
HMO Health PAC**

**Other Expenditures, Including Independent Expenditures**

<b>Purpose</b>	<b>Payee</b>	<b>Amount Spent</b>
Donation to Principle Campaign Committees	Fenty 2010	<b>\$2,000.00</b>
	<b>Total</b>	<b>\$2,000.00</b>
<b>Grand Total</b>		<b>\$2,000.00</b>

**DISCLAIMER:** The information presented in the 2011 Biennial Report was taken directly from reports of receipts and expenditures filed by the candidates and political committees; afterward formatted into the applicable graphs and charts.

**GENERAL OPERATING EXPENDITURES**

HMO Health PAC		Detailed Expenditures by Purpose	
Payee Name	Amount of Expenditure	Date of Expenditure	
<b>Bank Fees</b>			
HMO Health PAC	\$31.75	12/01/2009	
HMO Health PAC	\$70.86	01/13/2009	
	<b>Subtotal</b>	<b>\$102.61</b>	
	<b>Percentage of Total Expenditures</b>	<b>1.02%</b>	

**TRANSFERS TO OTHER AUTHORIZED COMMITTEES**

HMO Health PAC		Detailed Expenditures by Purpose	
Payee Name	Amount of Expenditure	Date of Expenditure	
<b>Transfer</b>			
David A. Catania	\$1,000.00	10/14/2010	
Harry Thomas, Jr.	\$500.00	08/01/2010	
HMO Health PAC	\$1,000.00	08/03/2009	
Jim Graham	\$500.00	06/11/2010	
Kwame Brown	\$1,500.00	08/06/2010	
Phil Mendelson	\$1,000.00	08/06/2010	
Tommy Wells	\$500.00	08/09/2010	
Vincent C. Gray	\$2,000.00	09/10/2010	
	<b>Subtotal</b>	<b>\$8,000.00</b>	
	<b>Percentage of Total Expenditures</b>	<b>79.19%</b>	

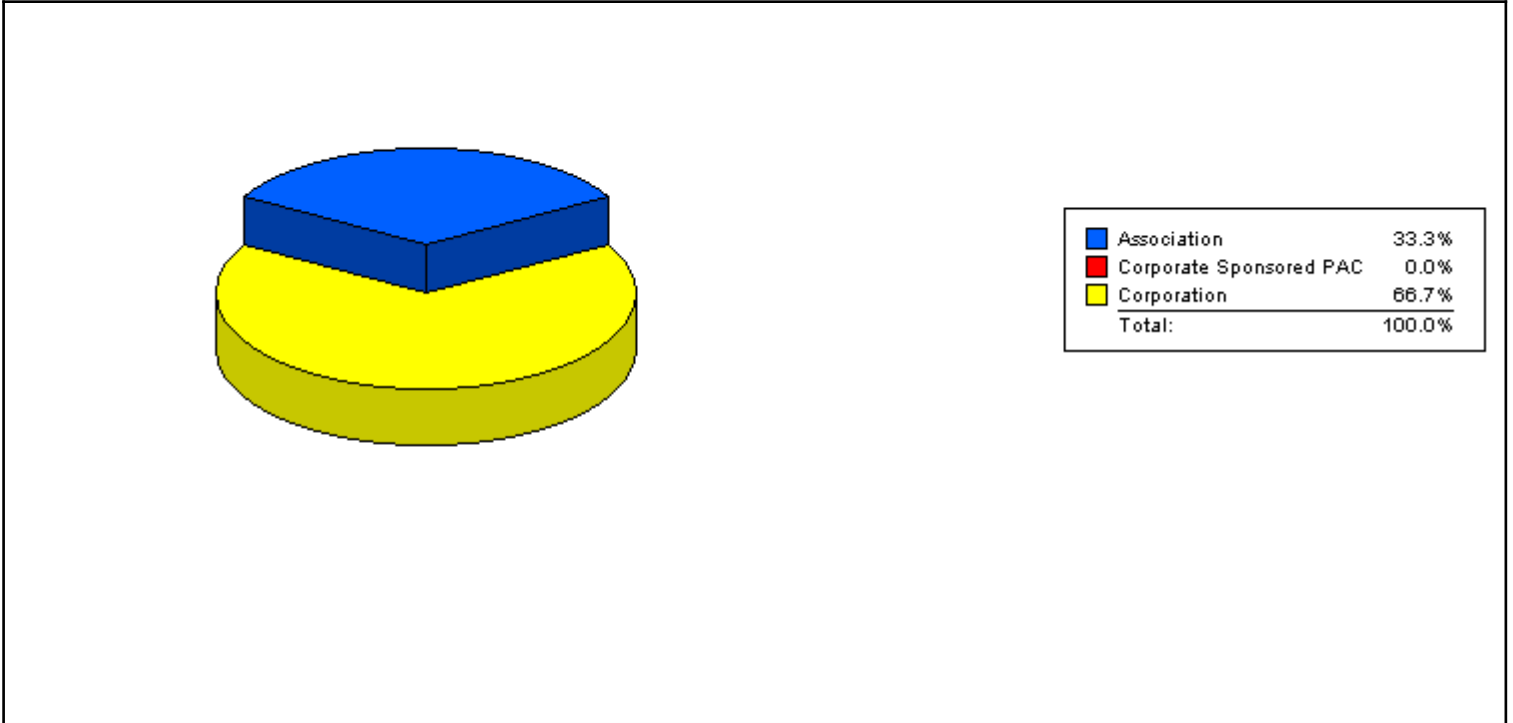
**OTHER EXPENDITURES, INCLUDING INDEPENDENT EXPENDITURES**

HMO Health PAC		Detailed Expenditures by Purpose	
Payee Name	Amount of Expenditure	Date of Expenditure	
<b>Donation to Principle Campaign Committees</b>			
Fenty 2010	\$2,000.00	06/26/2009	
	<b>Subtotal</b>	<b>\$2,000.00</b>	
	<b>Percentage of Total Expenditures</b>	<b>19.80%</b>	
	<b>Total</b>	<b>\$10,102.61</b>	

**DISCLAIMER:** The information presented in the 2011 Biennial Report was taken directly from reports of receipts and expenditures filed by the candidates and political committees; afterward formatted into the applicable graphs and charts.

**DC OFFICE OF CAMPAIGN FINANCE**  
**2011 Biennial Report - Political Action Committees**

**Summary of Contributions by Donor Type for  
HMO Health PAC**



Note: This Graph depicts the summary of the contributions by donor categories reported by the HMO Health PAC Principal Campaign Committee

The contributions are presented in percentage terms by donor categories, and may include each contribution received from Businesses, Corporations, Corporate Sponsored Political Action Committees, Individuals, Labor Sponsored Political Action Committees, Political Party Committees, Partnerships, and the Candidate. The summary may also note Other Receipts reported, such as Dividends, Interest, Refunds, and Rebates.

**DISCLAIMER:** The information presented in the 2011 Biennial Report was taken directly from reports of receipts and expenditures filed by the candidates and political committees; afterward formatted into the applicable graphs and charts.

## Summary of Contributions by Donor Type for HMO Health PAC

<b>Donor Type</b>	<b>Received</b>
Association	<b>\$2,000.00</b>
Corporate Sponsored PAC	<b>\$0.00</b>
Corporation	<b>\$4,000.00</b>
<b>Grand Total</b>	<b>\$6,000.00</b>

**DISCLAIMER:** The information presented in the 2011 Biennial Report was taken directly from reports of receipts and expenditures filed by the candidates and political committees; afterward formatted into the applicable graphs and charts.

**Detailed Summary of Contributions by Donor Type for  
HMO Health PAC**

<b>Donor Type</b>	<b>Name</b>	<b>Received</b>
Association	District Association of Health Plans	<b>\$2,000.00</b>
	<b>Total</b>	<b>\$2,000.00</b>
Corporation	CareFirst	<b>\$2,000.00</b>
	Health Services for Children w Special Needs	<b>\$2,000.00</b>
	<b>Total</b>	<b>\$4,000.00</b>
<b>Grand Total</b>		<b>\$6,000.00</b>

**DISCLAIMER:** The information presented in the 2011 Biennial Report was taken directly from reports of receipts and expenditures filed by the candidates and political committees; afterward formatted into the applicable graphs and charts.

HMO Health PAC		Detailed Contributions by Donor Type
----------------	--	--------------------------------------

Contributor Name	Amount	Date of Receipt
------------------	--------	-----------------

**Association**

District Association of Health Plans	\$2,000.00	10/15/2010
--------------------------------------	------------	------------

**Subtotal** **\$2,000.00**

**Percentage of Total Contributions** **33.33%**

HMO Health PAC		Detailed Contributions by Donor Type
----------------	--	--------------------------------------

Contributor Name	Amount	Date of Receipt
------------------	--------	-----------------

**Corporate Sponsored PAC**

HMO Health PAC	\$0.00	01/31/2009
HMO Health PAC	\$0.00	07/31/2009
HMO Health PAC	\$0.00	01/31/2010
HMO Health PAC	\$0.00	03/10/2010
HMO Health PAC	\$0.00	03/10/2010
HMO Health PAC	\$0.00	03/10/2010
HMO Health PAC	\$0.00	03/10/2010

**Subtotal** **\$0.00**

**Percentage of Total Contributions** **0.00%**

HMO Health PAC		Detailed Contributions by Donor Type
----------------	--	--------------------------------------

Contributor Name	Amount	Date of Receipt
------------------	--------	-----------------

**Corporation**

CareFirst	\$2,000.00	11/23/2010
Health Services for Children w Special Needs	\$2,000.00	11/22/2010
HMO Health PAC	\$0.00	02/01/2009

**Subtotal** **\$4,000.00**

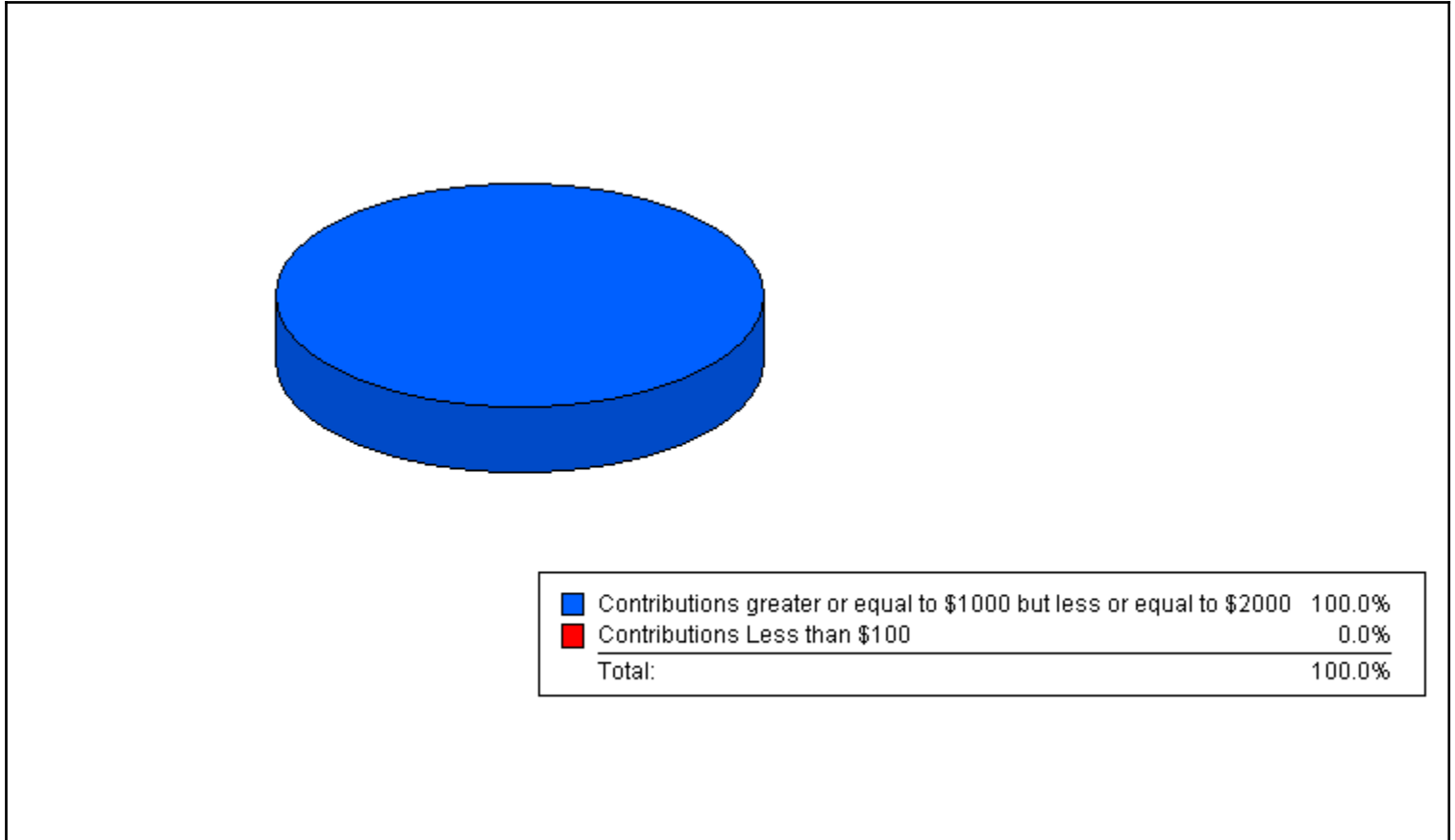
**Percentage of Total Contributions** **66.67%**

**Total** **\$6,000.00**

**DISCLAIMER:** The information presented in the 2011 Biennial Report was taken directly from reports of receipts and expenditures filed by the candidates and political committees; afterward formatted into the applicable graphs and charts.

**DC OFFICE OF CAMPAIGN FINANCE**  
**2011 Biennial Report - Political Action Committees**

**Summary of Contributions by Amount for  
HMO Health PAC**



Note: This Graph depicts the summary of the contributions dollar amount reported by the HMO Health PAC Principal Campaign Committee

The contributions are presented in percentage terms in dollar amount, by the size of the contribution, including contribution greater than \$2000; contributions greater than or equal to \$1000 but less than or equal to \$2000; contributions greater than or equal to \$500 but less than or equal to \$1000; contributions greater than or equal to \$250 but less than or equal to \$500; contributions greater than or equal to \$100 but less than or equal to \$250; and contributions less than \$100.

**DISCLAIMER:** The information presented in the 2011 Biennial Report was taken directly from reports of receipts and expenditures filed by the candidates and political committees; afterward formatted into the applicable graphs and charts.



## Summary of Contributions by Amount for HMO Health PAC

Denomination Type	Amount Received
Contributions greater or equal to \$1000 but less or equal to \$2000	\$6,000.00
Contributions less than \$100	\$0.00
<b>Grand Total</b>	<b>\$6,000.00</b>

**DISCLAIMER:** The information presented in the 2011 Biennial Report was taken directly from reports of receipts and expenditures filed by the candidates and political committees; afterward formatted into the applicable graphs and charts.

## Detailed Summary of Contributions by Amount for HMO Health PAC

Denomination Type	Name	Received
Contributions greater or equal to \$1000 but less or equal to \$2000	CareFirst	\$2,000.00
	District Association of Health Plans	\$2,000.00
	Health Services for Children w Special Needs	\$2,000.00
	Total	\$6,000.00
<b>Grand Total</b>		<b>\$6,000.00</b>

**DISCLAIMER:** The information presented in the 2011 Biennial Report was taken directly from reports of receipts and expenditures filed by the candidates and political committees; afterward formatted into the applicable graphs and charts.

Contributor Name	Amount	Type of Contributor	Date of Receipt
------------------	--------	---------------------	-----------------

**Contributions greater or equal to \$1000 but less or equal to \$2000**

CareFirst	\$2,000.00	Corporation	11/23/2010
District Association of Health Plans	\$2,000.00	Association	10/15/2010
Health Services for Children w Special Needs	\$2,000.00	Corporation	11/22/2010

<b>Subtotal</b>	<b>\$6,000.00</b>		
-----------------	-------------------	--	--

<b>Percentage of Total Contributions</b>	<b>100.00%</b>		
--	----------------	--	--

Contributor Name	Amount	Type of Contributor	Date of Receipt
------------------	--------	---------------------	-----------------

**Contributions Less than \$100**

HMO Health PAC	\$0.00	Corporate Sponsored PAC	01/31/2009
HMO Health PAC	\$0.00	Corporation	02/01/2009
HMO Health PAC	\$0.00	Corporate Sponsored PAC	07/31/2009
HMO Health PAC	\$0.00	Corporate Sponsored PAC	01/31/2010
HMO Health PAC	\$0.00	Corporate Sponsored PAC	03/10/2010
HMO Health PAC	\$0.00	Corporate Sponsored PAC	03/10/2010
HMO Health PAC	\$0.00	Corporate Sponsored PAC	03/10/2010
HMO Health PAC	\$0.00	Corporate Sponsored PAC	03/10/2010

<b>Subtotal</b>	<b>\$0.00</b>		
-----------------	---------------	--	--

<b>Percentage of Total Contributions</b>	<b>0.00%</b>		
--	--------------	--	--

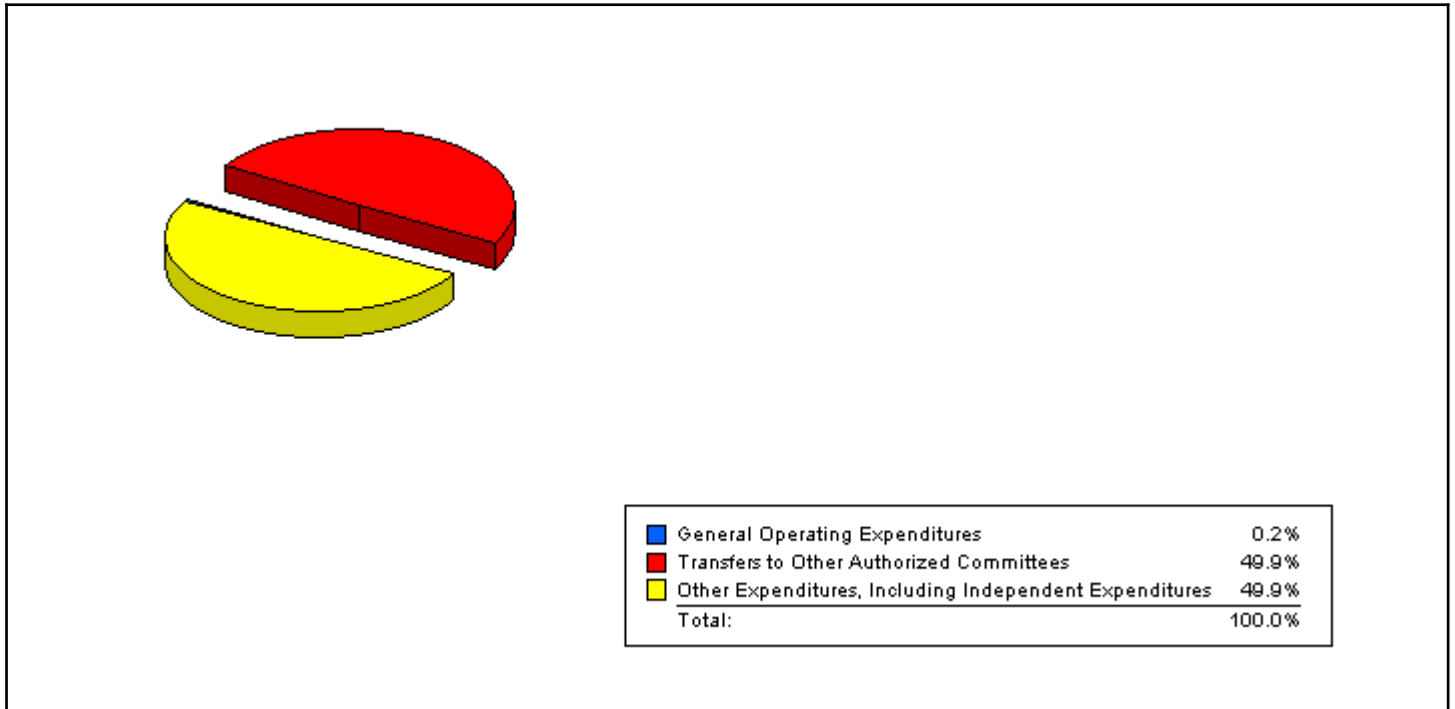
<b>Total</b>	<b>\$6,000.00</b>		
--------------	-------------------	--	--

**DISCLAIMER:** The information presented in the 2011 Biennial Report was taken directly from reports of receipts and expenditures filed by the candidates and political committees; afterward formatted into the applicable graphs and charts.

# DC OFFICE OF CAMPAIGN FINANCE

## 2011 Biennial Report - Political Action Committees

### Summary of Expenditures by Purpose for Holland & Knight D.C. Political Action Comm.



Note: This Graph depicts the summary of the expenditures by purpose reported by Holland & Knight D.C. Political Action Comm..

The expenditures are presented in percentage terms by General Operating Expenditures, Transfers to Other Authorized Political Committees, Loan Repayments, Refunds of Contributions, Other Expenditures, and Offsets to Receipts

- General Operating Expenditures may include each expenditure made for Accounting Services, Advertising, Bank Fees, Campaign Events/Fund Raising, Campaign Materials and Supplies, Candidate Loan Re-payment, Catering/Refreshments, Computer Supplies/Equipment, Consulting Services, Equipment Purchases/Rental, In-Kind, Office Maintenance, Office Rental, Office Supplies/Furniture, Other Loan Repayment, Petty Cash, Polling/Mailing Lists, Postage/Shipping/Courier Rates, Printing/Copying, Salary/Stipend, Telephone/Communication, Trash/Poster Removal, Travel/Vehicle Expense, Utility Expense, and other Expenses.
- Transfers to other Authorized Political Committees.
- Loan Repayments.
- Refunds of Contributions may include each contribution Refund to Individuals, Organizations, Political Party Committees, and other Political Committees (PACs).
- Other Expenditures may include all expenditures other than the afore-mentioned, which may include Independent Expenditures made by persons expressly advocating the election or defeat of a clearly identified candidate, which are made without cooperation or consultation with any candidate and/or authorized committee and/or agent of the candidate; Donations to Charities, Churches, Political Committees, Scholarship and Statehood Funds; Payments to the Internal Revenue Service and for Fines; and Tickets to Events.
- Offsets to Receipts may include Refunds, Rebates, Returned Checks, Non-Sufficient Fund Fees, and other Offsets to Operating Expenditures.

**DISCLAIMER:** The information presented in the 2011 Biennial Report was taken directly from reports of receipts and expenditures filed by the candidates and political committees; afterward formatted into the applicable graphs and charts.

**Summary of Expenditures by Purpose for  
Holland & Knight D.C. Political Action Comm.**

<b>Purpose</b>	<b>Total Expenditure</b>
General Operating Expenditures	\$17.11
Transfers to Other Authorized Committees	\$5,000.00
Other Expenditures, Including Independent Expenditures	\$5,000.00
<b>Grand Total</b>	<b>\$10,017.11</b>

**DISCLAIMER:** The information presented in the 2011 Biennial Report was taken directly from reports of receipts and expenditures filed by the candidates and political committees; afterward formatted into the applicable graphs and charts.

## General Operating Expenditures

Purpose	Total Expenditures
Bank Fees	\$17.11
<b>Total</b>	<b>\$17.11</b>

**DISCLAIMER:** The information presented in the 2011 Biennial Report was taken directly from reports of receipts and expenditures filed by the candidates and political committees; afterward formatted into the applicable graphs and charts.

**Detailed Summary of Expenditures by Purpose for  
Holland & Knight D.C. Political Action Comm.  
General Operating Expenditures**

<b>Purpose</b>	<b>Payee</b>	<b>Amount Spent</b>
Bank Fees	Bank of America	<b>\$17.11</b>
	<b>Total</b>	<b>\$17.11</b>
<b>Grand Total</b>		<b>\$17.11</b>

**DISCLAIMER:** The information presented in the 2011 Biennial Report was taken directly from reports of receipts and expenditures filed by the candidates and political committees; afterward formatted into the applicable graphs and charts.

**Detailed Summary of Expenditures by Purpose for  
Holland & Knight D.C. Political Action Comm.**

**Transfers to Other Authorized Committees**

<b>Purpose</b>	<b>Payee</b>	<b>Amount Spent</b>
Transfer	Catania 2010	<b>\$1,000.00</b>
	Fenty 2010	<b>\$750.00</b>
	Friends of Michael A Brown	<b>\$250.00</b>
	Gray for Mayor	<b>\$1,000.00</b>
	Mendelson for Council 2010	<b>\$500.00</b>
	Re-Elect Jim Graham 2010	<b>\$500.00</b>
	Re-Elect Tommy Wells	<b>\$500.00</b>
	Thomas 2010	<b>\$500.00</b>
	<b>Total</b>	<b>\$5,000.00</b>
<b>Grand Total</b>		<b>\$5,000.00</b>

**DISCLAIMER:** The information presented in the 2011 Biennial Report was taken directly from reports of receipts and expenditures filed by the candidates and political committees; afterward formatted into the applicable graphs and charts.



**Detailed Summary of Expenditures by Purpose for  
Holland & Knight D.C. Political Action Comm.  
Other Expenditures, Including Independent Expenditures**

<b>Purpose</b>	<b>Payee</b>	<b>Amount Spent</b>
	Chairman Gray Constituent Fund	<b>\$500.00</b>
	Councilmember Yvette Alexander Constituent Se	<b>\$400.00</b>
	Evans Constituent Services Fund	<b>\$1,000.00</b>
	Kwame R Brown Constituent Services Fun	<b>\$100.00</b>
	Michael A. Brown Community Fund	<b>\$500.00</b>
	Ward 3 Constituent Services Fund	<b>\$200.00</b>
	<b>Total</b>	<b>\$2,700.00</b>
Constituent services	Kwame R Brown Constituent Services Fun	<b>\$400.00</b>
	Ward 5 Community Solutions Fund	<b>\$400.00</b>
	<b>Total</b>	<b>\$800.00</b>
Donation to Political Action Committees	DC Chamber of Commerce PAC	<b>\$1,500.00</b>
	<b>Total</b>	<b>\$1,500.00</b>
<b>Grand Total</b>		<b>\$5,000.00</b>

**DISCLAIMER:** The information presented in the 2011 Biennial Report was taken directly from reports of receipts and expenditures filed by the candidates and political committees; afterward formatted into the applicable graphs and charts.

**GENERAL OPERATING EXPENDITURES**

Holland & Knight D.C. Political Action Comm.		Detailed Expenditures by Purpose	
Payee Name	Amount of Expenditure	Date of Expenditure	
<b>Bank Fees</b>			
Bank of America	\$17.11	01/15/2009	
	<b>Subtotal</b>	<b>\$17.11</b>	
	<b>Percentage of Total Expenditures</b>	<b>0.17%</b>	

**TRANSFERS TO OTHER AUTHORIZED COMMITTEES**

Holland & Knight D.C. Political Action Comm.		Detailed Expenditures by Purpose	
Payee Name	Amount of Expenditure	Date of Expenditure	
<b>Transfer</b>			
Catania 2010	\$750.00	10/15/2010	
Catania 2010	\$250.00	03/31/2010	
Fenty 2010	\$250.00	10/07/2009	
Fenty 2010	\$500.00	06/25/2009	
Friends of Michael A Brown	\$250.00	01/14/2009	
Gray for Mayor	\$500.00	10/25/2010	
Gray for Mayor	\$500.00	07/08/2010	
Mendelson for Council 2010	\$500.00	09/09/2010	
Re-Elect Jim Graham 2010	\$500.00	03/11/2010	
Re-Elect Tommy Wells	\$500.00	03/23/2010	
Thomas 2010	\$500.00	06/09/2010	
	<b>Subtotal</b>	<b>\$5,000.00</b>	
	<b>Percentage of Total Expenditures</b>	<b>49.91%</b>	

**DISCLAIMER:** The information presented in the 2011 Biennial Report was taken directly from reports of receipts and expenditures filed by the candidates and political committees; afterward formatted into the applicable graphs and charts.

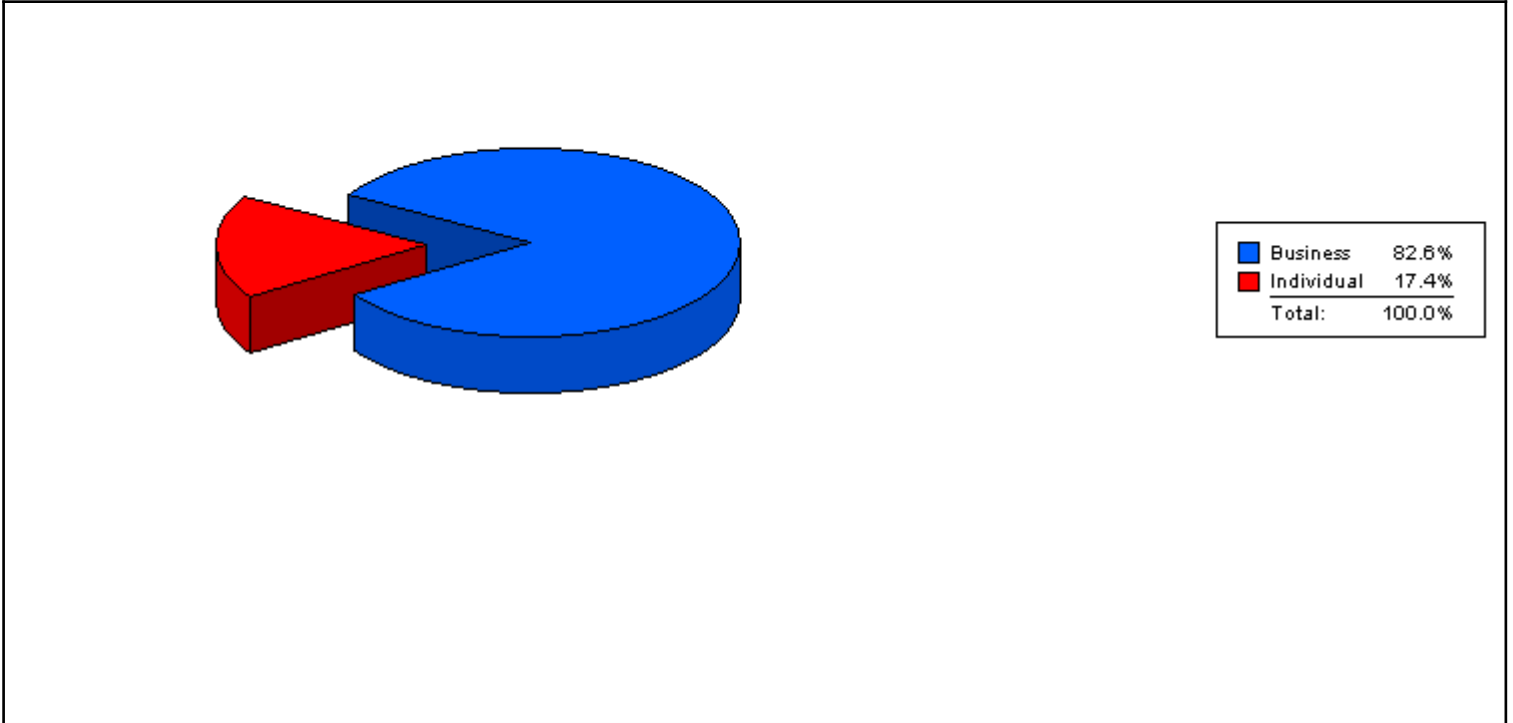
**OTHER EXPENDITURES, INCLUDING INDEPENDENT EXPENDITURES**

Holland & Knight D.C. Political Action Comm.		Detailed Expenditures by Purpose	
Payee Name	Amount of Expenditure	Date of Expenditure	
Chairman Gray Constituent Fund	\$500.00	10/28/2009	
Councilmember Yvette Alexander Constituent Se	\$400.00	10/28/2009	
Evans Constituent Services Fund	\$500.00	10/28/2009	
Evans Constituent Services Fund	\$500.00	03/03/2010	
Kwame R Brown Constituent Services Fun	\$100.00	12/08/2009	
Michael A. Brown Community Fund	\$500.00	03/23/2010	
Ward 3 Constituent Services Fund	\$200.00	12/11/2009	
<b>Constituent services</b>			
Kwame R Brown Constituent Services Fun	\$400.00	02/20/2009	
Ward 5 Community Solutions Fund	\$400.00	05/01/2009	
<b>Donation to Political Action Committees</b>			
DC Chamber of Commerce PAC	\$1,500.00	08/06/2010	
	<b>Subtotal</b>	<b>\$5,000.00</b>	
	<b>Percentage of Total Expenditures</b>	<b>49.91%</b>	
	<b>Total</b>	<b>\$10,017.11</b>	

**DISCLAIMER:** The information presented in the 2011 Biennial Report was taken directly from reports of receipts and expenditures filed by the candidates and political committees; afterward formatted into the applicable graphs and charts.

**DC OFFICE OF CAMPAIGN FINANCE**  
**2011 Biennial Report - Political Action Committees**

**Summary of Contributions by Donor Type for  
Holland & Knight D.C. Political Action Comm.**



Note: This Graph depicts the summary of the contributions by donor categories reported by the Holland & Knight D.C. Political Action Comm. Principal Campaign Committee

The contributions are presented in percentage terms by donor categories, and may include each contribution received from Businesses, Corporations, Corporate Sponsored Political Action Committees, Individuals, Labor Sponsored Political Action Committees, Political Party Committees, Partnerships, and the Candidate. The summary may also note Other Receipts reported, such as Dividends, Interest, Refunds, and Rebates.

**DISCLAIMER:** The information presented in the 2011 Biennial Report was taken directly from reports of receipts and expenditures filed by the candidates and political committees; afterward formatted into the applicable graphs and charts.

**Summary of Contributions by Donor Type for  
Holland & Knight D.C. Political Action Comm.**

<b>Donor Type</b>	<b>Received</b>
Business	<b>\$7,100.00</b>
Individual	<b>\$1,500.00</b>
<b>Grand Total</b>	<b>\$8,600.00</b>

**DISCLAIMER:** The information presented in the 2011 Biennial Report was taken directly from reports of receipts and expenditures filed by the candidates and political committees; afterward formatted into the applicable graphs and charts.

**Detailed Summary of Contributions by Donor Type for  
Holland & Knight D.C. Political Action Comm.**

<b>Donor Type</b>	<b>Name</b>	<b>Received</b>
Business	Holland & Knight, LLP	<b>\$7,100.00</b>
	<b>Total</b>	<b>\$7,100.00</b>
Individual	Partners, Multiple	<b>\$1,500.00</b>
	<b>Total</b>	<b>\$1,500.00</b>
<b>Grand Total</b>		<b>\$8,600.00</b>

**DISCLAIMER:** The information presented in the 2011 Biennial Report was taken directly from reports of receipts and expenditures filed by the candidates and political committees; afterward formatted into the applicable graphs and charts.

Holland & Knight D.C. Political Action Comm.	Detailed Contributions by Donor Type	
--	--------------------------------------	--

Contributor Name	Amount	Date of Receipt
------------------	--------	-----------------

**Business**

Holland & Knight, LLP	\$2,500.00	03/16/2010
Holland & Knight, LLP	\$1,050.00	07/12/2010
Holland & Knight, LLP	\$1,775.00	07/13/2010
Holland & Knight, LLP	\$1,775.00	10/21/2010

**Subtotal** **\$7,100.00**

**Percentage of Total Contributions** **82.56%**

Holland & Knight D.C. Political Action Comm.	Detailed Contributions by Donor Type	
--	--------------------------------------	--

Contributor Name	Amount	Date of Receipt
------------------	--------	-----------------

**Individual**

Partners, Multiple	\$1,500.00	08/05/2009
--------------------	------------	------------

**Subtotal** **\$1,500.00**

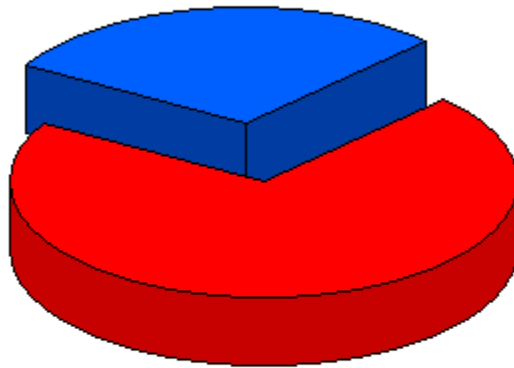
**Percentage of Total Contributions** **17.44%**

**Total** **\$8,600.00**

**DISCLAIMER:** The information presented in the 2011 Biennial Report was taken directly from reports of receipts and expenditures filed by the candidates and political committees; afterward formatted into the applicable graphs and charts.

**DC OFFICE OF CAMPAIGN FINANCE**  
**2011 Biennial Report - Political Action Committees**

**Summary of Contributions by Amount for  
Holland & Knight D.C. Political Action Comm.**



Contributions Greater than \$2000	29.1%
Contributions greater or equal to \$1000 but less or equal to \$2000	70.9%
Total:	100.0%

Note: This Graph depicts the summary of the contributions dollar amount reported by the Holland & Knight D.C. Political Action Comm. Principal Campaign Committee

The contributions are presented in percentage terms in dollar amount, by the size of the contribution, including contribution greater than \$2000; contributions greater than or equal to \$1000 but less than or equal to \$2000; contributions greater than or equal to \$500 but less than or equal to \$1000; contributions greater than or equal to \$250 but less than or equal to \$500; contributions greater than or equal to \$100 but less than or equal to \$250; and contributions less than \$100.

**DISCLAIMER:** The information presented in the 2011 Biennial Report was taken directly from reports of receipts and expenditures filed by the candidates and political committees; afterward formatted into the applicable graphs and charts.



## **Summary of Contributions by Amount for Holland & Knight D.C. Political Action Comm.**

<b>Denomination Type</b>	<b>Amount Received</b>
Contributions Greater than \$2000	<b>\$2,500.00</b>
Contributions greater or equal to \$1000 but less or equal to \$2000	<b>\$6,100.00</b>
<b>Grand Total</b>	<b>\$8,600.00</b>

**DISCLAIMER:** The information presented in the 2011 Biennial Report was taken directly from reports of receipts and expenditures filed by the candidates and political committees; afterward formatted into the applicable graphs and charts.

**Detailed Summary of Contributions by Amount for  
Holland & Knight D.C. Political Action Comm.**

<b>Denomination Type</b>	<b>Name</b>	<b>Received</b>
Contributions Greater than \$2000	Holland & Knight, LLP	<b>\$2,500.00</b>
	Total	<b>\$2,500.00</b>
Contributions greater or equal to \$1000 but less or equal to \$2000	Holland & Knight, LLP	<b>\$1,050.00</b>
	Holland & Knight, LLP	<b>\$1,775.00</b>
	Holland & Knight, LLP	<b>\$1,775.00</b>
	Partners, Multiple	<b>\$1,500.00</b>
	Total	<b>\$6,100.00</b>
<b>Grand Total</b>		<b>\$8,600.00</b>

**DISCLAIMER:** The information presented in the 2011 Biennial Report was taken directly from reports of receipts and expenditures filed by the candidates and political committees; afterward formatted into the applicable graphs and charts.

Contributor Name	Amount	Type of Contributor	Date of Receipt
<b>Contributions Greater than \$2000</b>			
Holland & Knight, LLP	\$2,500.00	Business	03/16/2010
<b>Subtotal</b>	<b>\$2,500.00</b>		
<b>Percentage of Total Contributions</b>	<b>29.07%</b>		

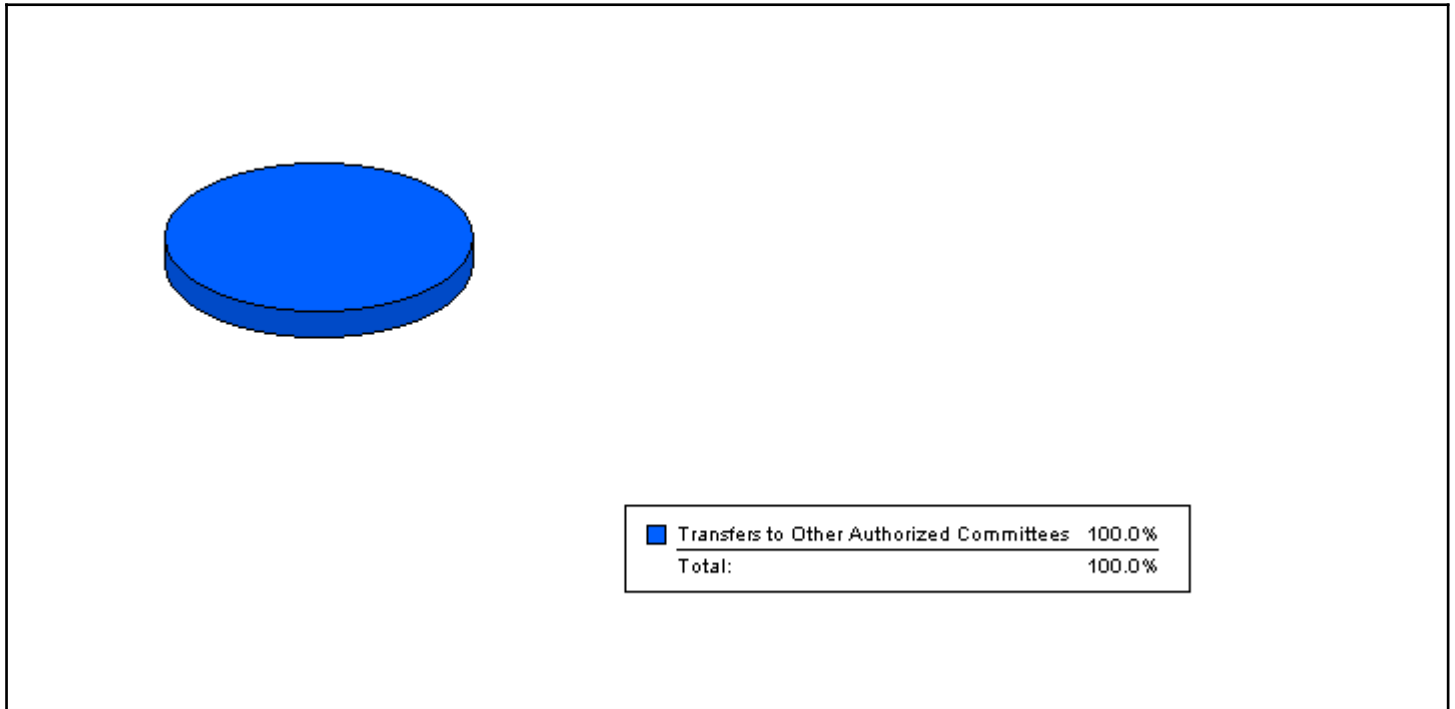
Contributor Name	Amount	Type of Contributor	Date of Receipt
<b>Contributions greater or equal to \$1000 but less or equal to \$2000</b>			
Holland & Knight, LLP	\$1,050.00	Business	07/12/2010
Holland & Knight, LLP	\$1,775.00	Business	07/13/2010
Holland & Knight, LLP	\$1,775.00	Business	10/21/2010
Partners, Multiple	\$1,500.00	Individual	08/05/2009
<b>Subtotal</b>	<b>\$6,100.00</b>		
<b>Percentage of Total Contributions</b>	<b>70.93%</b>		
<b>Total</b>	<b>\$8,600.00</b>		

**DISCLAIMER:** The information presented in the 2011 Biennial Report was taken directly from reports of receipts and expenditures filed by the candidates and political committees; afterward formatted into the applicable graphs and charts.

# DC OFFICE OF CAMPAIGN FINANCE

## 2011 Biennial Report - Political Action Committees

### Summary of Expenditures by Purpose for Hotel Orgz to Elect Leaders



Note: This Graph depicts the summary of the expenditures by purpose reported by Hotel Orgz to Elect Leaders.

The expenditures are presented in percentage terms by General Operating Expenditures, Transfers to Other Authorized Political Committees, Loan Repayments, Refunds of Contributions, Other Expenditures, and Offsets to Receipts

- General Operating Expenditures may include each expenditure made for Accounting Services, Advertising, Bank Fees, Campaign Events/Fund Raising, Campaign Materials and Supplies, Candidate Loan Re-payment, Catering/Refreshments, Computer Supplies/Equipment, Consulting Services, Equipment Purchases/Rental, In-Kind, Office Maintenance, Office Rental, Office Supplies/Furniture, Other Loan Repayment, Petty Cash, Polling/Mailing Lists, Postage/Shipping/Courier Rates, Printing/Copying, Salary/Stipend, Telephone/Communication, Trash/Poster Removal, Travel/Vehicle Expense, Utility Expense, and other Expenses.
- Transfers to other Authorized Political Committees.
- Loan Repayments.
- Refunds of Contributions may include each contribution Refund to Individuals, Organizations, Political Party Committees, and other Political Committees (PACs).
- Other Expenditures may include all expenditures other than the afore-mentioned, which may include Independent Expenditures made by persons expressly advocating the election or defeat of a clearly identified candidate, which are made without cooperation or consultation with any candidate and/or authorized committee and/or agent of the candidate; Donations to Charities, Churches, Political Committees, Scholarship and Statehood Funds; Payments to the Internal Revenue Service and for Fines; and Tickets to Events.
- Offsets to Receipts may include Refunds, Rebates, Returned Checks, Non-Sufficient Fund Fees, and other Offsets to Operating Expenditures.

**DISCLAIMER:** The information presented in the 2011 Biennial Report was taken directly from reports of receipts and expenditures filed by the candidates and political committees; afterward formatted into the applicable graphs and charts.

**Summary of Expenditures by Purpose for  
Hotel Orgz to Elect Leaders**

<b>Purpose</b>	<b>Total Expenditure</b>
Transfers to Other Authorized Committees	<b>\$8,000.00</b>
<b>Grand Total</b>	<b>\$8,000.00</b>

**DISCLAIMER:** The information presented in the 2011 Biennial Report was taken directly from reports of receipts and expenditures filed by the candidates and political committees; afterward formatted into the applicable graphs and charts.

**Detailed Summary of Expenditures by Purpose for  
Hotel Orgz to Elect Leaders  
Transfers to Other Authorized Committees**

<b>Purpose</b>	<b>Payee</b>	<b>Amount Spent</b>
Transfer	CATANIA 2010	<b>\$1,000.00</b>
	GRAY FOR MAYOR	<b>\$2,000.00</b>
	KWAME FOR CHAIR	<b>\$1,500.00</b>
	MENDELSON FOR COUNCIL 2010	<b>\$1,000.00</b>
	METROPOLITAN WASHINGTON PAC	<b>\$500.00</b>
	RE-ELECT CHEH 2010	<b>\$500.00</b>
	RE-ELECT JIM GRAHAM 2010	<b>\$500.00</b>
	RE-ELECT TOMMY WELLS	<b>\$500.00</b>
	THOMAS 2010	<b>\$500.00</b>
		<b>Total</b>
<b>Grand Total</b>		<b>\$8,000.00</b>

**DISCLAIMER:** The information presented in the 2011 Biennial Report was taken directly from reports of receipts and expenditures filed by the candidates and political committees; afterward formatted into the applicable graphs and charts.


**TRANSFERS TO OTHER AUTHORIZED COMMITTEES**

Hotel Orgz to Elect Leaders		Detailed Expenditures by Purpose	
Payee Name	Amount of Expenditure	Date of Expenditure	
<b>Transfer</b>			
CATANIA 2010	\$1,000.00	08/05/2010	
GRAY FOR MAYOR	\$2,000.00	08/05/2010	
KWAME FOR CHAIR	\$1,500.00	08/05/2010	
MENDELSON FOR COUNCIL 2010	\$1,000.00	08/05/2010	
METROPOLITAN WASHINGTON PAC	\$500.00	09/09/2010	
RE-ELECT CHEH 2010	\$500.00	08/05/2010	
RE-ELECT JIM GRAHAM 2010	\$500.00	08/05/2010	
RE-ELECT TOMMY WELLS	\$500.00	08/05/2010	
THOMAS 2010	\$500.00	08/05/2010	
	<b>Subtotal</b>	<b>\$8,000.00</b>	
	<b>Percentage of Total Expenditures</b>	<b>100.00%</b>	
	<b>Total</b>	<b>\$8,000.00</b>	

**DISCLAIMER:** The information presented in the 2011 Biennial Report was taken directly from reports of receipts and expenditures filed by the candidates and political committees; afterward formatted into the applicable graphs and charts.

**DC OFFICE OF CAMPAIGN FINANCE**  
**2011 Biennial Report - Political Action Committees**

**Summary of Contributions by Donor Type for  
Hotel Orgz to Elect Leaders**



Note: This Graph depicts the summary of the contributions by donor categories reported by the Hotel Orgz to Elect Leaders Principal Campaign Committee

The contributions are presented in percentage terms by donor categories, and may include each contribution received from Businesses, Corporations, Corporate Sponsored Political Action Committees, Individuals, Labor Sponsored Political Action Committees, Political Party Committees, Partnerships, and the Candidate. The summary may also note Other Receipts reported, such as Dividends, Interest, Refunds, and Rebates.

**DISCLAIMER:** The information presented in the 2011 Biennial Report was taken directly from reports of receipts and expenditures filed by the candidates and political committees; afterward formatted into the applicable graphs and charts.



## Summary of Contributions by Donor Type for Hotel Orgz to Elect Leaders

Donor Type	Received
Business	\$8,285.00
<b>Grand Total</b>	<b>\$8,285.00</b>

**DISCLAIMER:** The information presented in the 2011 Biennial Report was taken directly from reports of receipts and expenditures filed by the candidates and political committees; afterward formatted into the applicable graphs and charts.

**Detailed Summary of Contributions by Donor Type for  
Hotel Orgz to Elect Leaders**

<b>Donor Type</b>	<b>Name</b>	<b>Received</b>
Business	Capitol Skyline Hotel	<b>\$200.00</b>
	Carlyle Suites Hotel	<b>\$500.00</b>
	Courtyard by Marriott - Convention Center	<b>\$350.00</b>
	Courtyard by Washington-Convention Center	<b>\$500.00</b>
	Embassy Suites - Convention Center	<b>\$350.00</b>
	Grand Hyatt Hotel	<b>\$400.00</b>
	Hay-Adams Hotel	<b>\$200.00</b>
	Hilton Garden Inn	<b>\$350.00</b>
	Holiday Inn - Georgetown	<b>\$285.00</b>
	Holiday Inn Capitol	<b>\$500.00</b>
	Hotel Harrington	<b>\$350.00</b>
	Hotel Monaco	<b>\$250.00</b>
	Hotel Palomar	<b>\$250.00</b>
	Ideal Electric	<b>\$100.00</b>
	Jefferson Hotel	<b>\$200.00</b>
	Liaison Capitol Hill Hotel	<b>\$350.00</b>
	Marriott Wardman Park Hotel	<b>\$500.00</b>
	Melrose Hotel	<b>\$250.00</b>
	Omni Shoreham Hotel	<b>\$500.00</b>
	Phoenix Park Hotel	<b>\$200.00</b>
Savoy Suites Hotel	<b>\$500.00</b>	
St. Gregory Hotel	<b>\$1,000.00</b>	
Washington Suites Hotel	<b>\$200.00</b>	
	<b>Total</b>	<b>\$8,285.00</b>
<b>Grand Total</b>		<b>\$8,285.00</b>

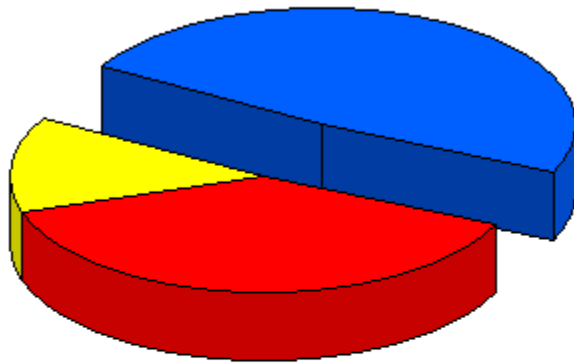
**DISCLAIMER:** The information presented in the 2011 Biennial Report was taken directly from reports of receipts and expenditures filed by the candidates and political committees; afterward formatted into the applicable graphs and charts.

Contributor Name	Amount	Date of Receipt
<b>Business</b>		
Capitol Skyline Hotel	\$200.00	04/13/2009
Carlyle Suites Hotel	\$500.00	08/01/2009
Courtyard by Marriott - Convention Center	\$350.00	03/16/2009
Courtyard by Washington-Convention Center	\$500.00	07/08/2010
Embassy Suites - Convention Center	\$350.00	06/17/2009
Grand Hyatt Hotel	\$400.00	04/13/2009
Hay-Adams Hotel	\$200.00	04/13/2009
Hilton Garden Inn	\$350.00	03/16/2009
Holiday Inn - Georgetown	\$285.00	08/01/2009
Holiday Inn Capitol	\$500.00	03/16/2009
Hotel Harrington	\$350.00	03/16/2009
Hotel Monaco	\$250.00	04/13/2009
Hotel Palomar	\$250.00	09/17/2009
Ideal Electric	\$100.00	04/13/2009
Jefferson Hotel	\$200.00	03/16/2009
Liaison Capitol Hill Hotel	\$350.00	04/13/2009
Marriott Wardman Park Hotel	\$500.00	04/13/2009
Melrose Hotel	\$250.00	03/16/2009
Omni Shoreham Hotel	\$500.00	05/15/2009
Phoenix Park Hotel	\$200.00	03/16/2009
Savoy Suites Hotel	\$500.00	08/01/2009
St. Gregory Hotel	\$500.00	03/17/2009
St. Gregory Hotel	\$500.00	07/08/2010
Washington Suites Hotel	\$200.00	04/13/2009
	<b>Subtotal</b>	<b>\$8,285.00</b>
	<b>Percentage of Total Contributions</b>	<b>100.00%</b>
	<b>Total</b>	<b>\$8,285.00</b>

**DISCLAIMER:** The information presented in the 2011 Biennial Report was taken directly from reports of receipts and expenditures filed by the candidates and political committees; afterward formatted into the applicable graphs and charts.

**DC OFFICE OF CAMPAIGN FINANCE**  
**2011 Biennial Report - Political Action Committees**

**Summary of Contributions by Amount for  
Hotel Orgz to Elect Leaders**



■ Contributions Greater than or equal to \$500 but less than \$1000	48.3%
■ Contributions Greater than or equal to \$250 but less than \$500	38.4%
■ Contributions Greater than or equal to \$100 but less than \$250	13.3%
Total:	100.0%

Note: This Graph depicts the summary of the contributions dollar amount reported by the Hotel Orgz to Elect Leaders Principal Campaign Committee

The contributions are presented in percentage terms in dollar amount, by the size of the contribution, including contribution greater than \$2000; contributions greater than or equal to \$1000 but less than or equal to \$2000; contributions greater than or equal to \$500 but less than or equal to \$1000; contributions greater than or equal to \$250 but less than or equal to \$500; contributions greater than or equal to \$100 but less than or equal to \$250; and contributions less than \$100.

**DISCLAIMER:** The information presented in the 2011 Biennial Report was taken directly from reports of receipts and expenditures filed by the candidates and political committees; afterward formatted into the applicable graphs and charts.

## Summary of Contributions by Amount for Hotel Orgz to Elect Leaders

Denomination Type	Amount Received
Contributions greater than or equal to \$500 but less than \$1000	\$4,000.00
Contributions greater than or equal to \$250 but less than \$500	\$3,185.00
Contributions greater than or equal to \$100 but less than \$250	\$1,100.00
<b>Grand Total</b>	<b>\$8,285.00</b>

**DISCLAIMER:** The information presented in the 2011 Biennial Report was taken directly from reports of receipts and expenditures filed by the candidates and political committees; afterward formatted into the applicable graphs and charts.

## Detailed Summary of Contributions by Amount for Hotel Orgz to Elect Leaders

Denomination Type	Name	Received
Contributions greater than or equal to \$500 but less than \$1000	Carlyle Suites Hotel	\$500.00
	Courtyard by Washington-Convention Center	\$500.00
	Holiday Inn Capitol	\$500.00
	Marriott Wardman Park Hotel	\$500.00
	Omni Shoreham Hotel	\$500.00
	Savoy Suites Hotel	\$500.00
	St. Gregory Hotel	\$500.00
	St. Gregory Hotel	\$500.00
	<b>Total</b>	<b>\$4,000.00</b>
Contributions greater than or equal to \$250 but less than \$500	Courtyard by Marriott - Convention Center	\$350.00
	Embassy Suites - Convention Center	\$350.00
	Grand Hyatt Hotel	\$400.00
	Hilton Garden Inn	\$350.00
	Holiday Inn - Georgetown	\$285.00
	Hotel Harrington	\$350.00
	Hotel Monaco	\$250.00
	Hotel Palomar	\$250.00
	Liaison Capitol Hill Hotel	\$350.00
	Melrose Hotel	\$250.00
	<b>Total</b>	<b>\$3,185.00</b>
Contributions greater than or equal to \$100 but less than \$250	Capitol Skyline Hotel	\$200.00
	Hay-Adams Hotel	\$200.00
	Ideal Electric	\$100.00
	Jefferson Hotel	\$200.00
	Phoenix Park Hotel	\$200.00
	Washington Suites Hotel	\$200.00
	<b>Total</b>	<b>\$1,100.00</b>
<b>Grand Total</b>		<b>\$8,285.00</b>

**DISCLAIMER:** The information presented in the 2011 Biennial Report was taken directly from reports of receipts and expenditures filed by the candidates and political committees; afterward formatted into the applicable graphs and charts.

Contributor Name	Amount	Type of Contributor	Date of Receipt
------------------	--------	---------------------	-----------------

**Contributions Greater than or equal to \$500 but less than \$1000**

Carlyle Suites Hotel	\$500.00	Business	08/01/2009
Courtyard by Washington-Convention Center	\$500.00	Business	07/08/2010
Holiday Inn Capitol	\$500.00	Business	03/16/2009
Marriott Wardman Park Hotel	\$500.00	Business	04/13/2009
Omni Shoreham Hotel	\$500.00	Business	05/15/2009
Savoy Suites Hotel	\$500.00	Business	08/01/2009
St. Gregory Hotel	\$500.00	Business	03/17/2009
St. Gregory Hotel	\$500.00	Business	07/08/2010

**Subtotal** **\$4,000.00**

**Percentage of Total Contributions** **48.28%**

Contributor Name	Amount	Type of Contributor	Date of Receipt
------------------	--------	---------------------	-----------------

**Contributions Greater than or equal to \$250 but less than \$500**

Courtyard by Marriott - Convention Center	\$350.00	Business	03/16/2009
Embassy Suites - Convention Center	\$350.00	Business	06/17/2009
Grand Hyatt Hotel	\$400.00	Business	04/13/2009
Hilton Garden Inn	\$350.00	Business	03/16/2009
Holiday Inn - Georgetown	\$285.00	Business	08/01/2009
Hotel Harrington	\$350.00	Business	03/16/2009
Hotel Monaco	\$250.00	Business	04/13/2009
Hotel Palomar	\$250.00	Business	09/17/2009
Liaison Capitol Hill Hotel	\$350.00	Business	04/13/2009
Melrose Hotel	\$250.00	Business	03/16/2009

**Subtotal** **\$3,185.00**

**Percentage of Total Contributions** **38.44%**

**DISCLAIMER:** The information presented in the 2011 Biennial Report was taken directly from reports of receipts and expenditures filed by the candidates and political committees; afterward formatted into the applicable graphs and charts.

Contributor Name	Amount	Type of Contributor	Date of Receipt
------------------	--------	---------------------	-----------------

**Contributions Greater than or equal to \$100 but less than \$250**

Capitol Skyline Hotel	\$200.00	Business	04/13/2009
Hay-Adams Hotel	\$200.00	Business	04/13/2009
Ideal Electric	\$100.00	Business	04/13/2009
Jefferson Hotel	\$200.00	Business	03/16/2009
Phoenix Park Hotel	\$200.00	Business	03/16/2009
Washington Suites Hotel	\$200.00	Business	04/13/2009

**Subtotal** **\$1,100.00**

**Percentage of Total Contributions** **13.28%**

**Total** **\$8,285.00**

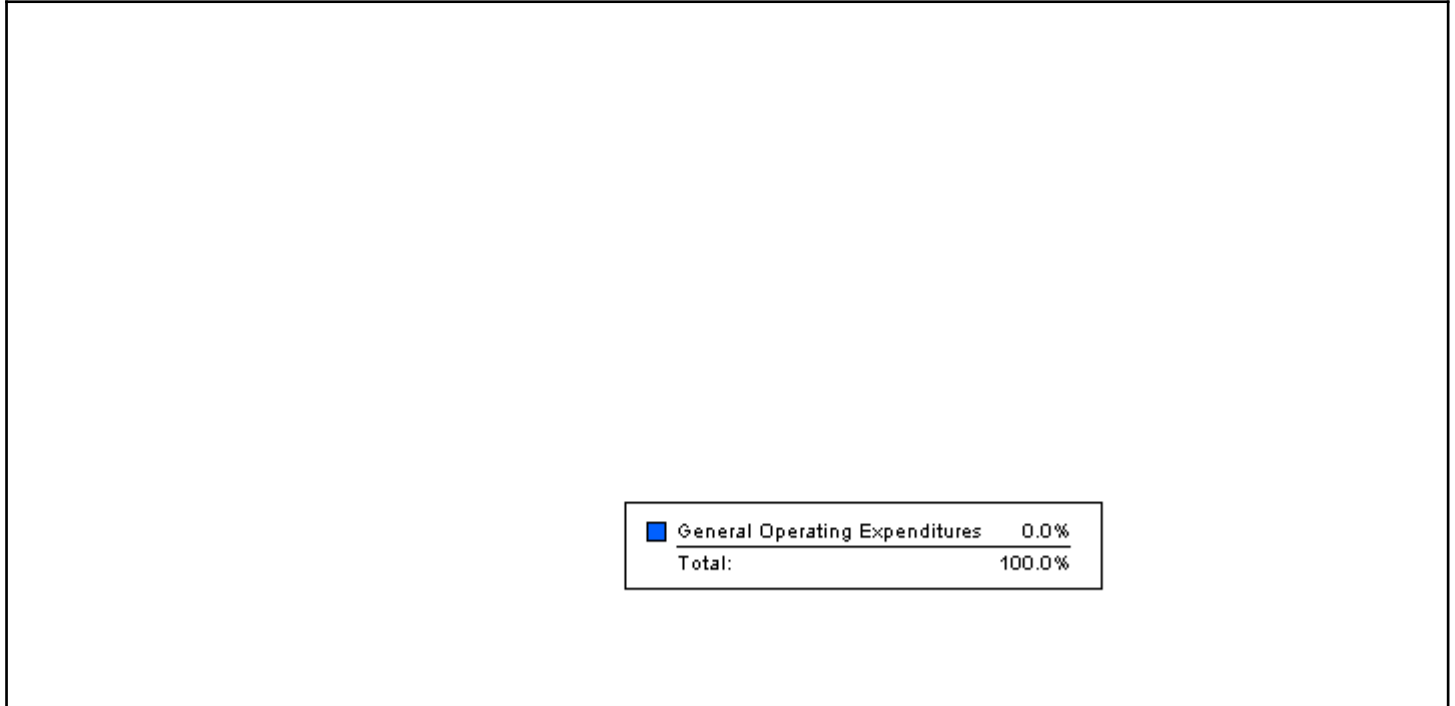
**DISCLAIMER:** The information presented in the 2011 Biennial Report was taken directly from reports of receipts and expenditures filed by the candidates and political committees; afterward formatted into the applicable graphs and charts.



# DC OFFICE OF CAMPAIGN FINANCE

## 2011 Biennial Report - Political Action Committees

### Summary of Expenditures by Purpose for Libertarian Party of the District of Columbia



Note: This Graph depicts the summary of the expenditures by purpose reported by Libertarian Party of the District of Columbia.

The expenditures are presented in percentage terms by General Operating Expenditures, Transfers to Other Authorized Political Committees, Loan Repayments, Refunds of Contributions, Other Expenditures, and Offsets to Receipts

- General Operating Expenditures may include each expenditure made for Accounting Services, Advertising, Bank Fees, Campaign Events/Fund Raising, Campaign Materials and Supplies, Candidate Loan Re-payment, Catering/Refreshments, Computer Supplies/Equipment, Consulting Services, Equipment Purchases/Rental, In-Kind, Office Maintenance, Office Rental, Office Supplies/Furniture, Other Loan Repayment, Petty Cash, Polling/Mailing Lists, Postage/Shipping/Courier Rates, Printing/Copying, Salary/Stipend, Telephone/Communication, Trash/Poster Removal, Travel/Vehicle Expense, Utility Expense, and other Expenses.
- Transfers to other Authorized Political Committees.
- Loan Repayments.
- Refunds of Contributions may include each contribution Refund to Individuals, Organizations, Political Party Committees, and other Political Committees (PACs).
- Other Expenditures may include all expenditures other than the afore-mentioned, which may include Independent Expenditures made by persons expressly advocating the election or defeat of a clearly identified candidate, which are made without cooperation or consultation with any candidate and/or authorized committee and/or agent of the candidate; Donations to Charities, Churches, Political Committees, Scholarship and Statehood Funds; Payments to the Internal Revenue Service and for Fines; and Tickets to Events.
- Offsets to Receipts may include Refunds, Rebates, Returned Checks, Non-Sufficient Fund Fees, and other Offsets to Operating Expenditures.

**DISCLAIMER:** The information presented in the 2011 Biennial Report was taken directly from reports of receipts and expenditures filed by the candidates and political committees; afterward formatted into the applicable graphs and charts.

**Summary of Expenditures by Purpose for  
Libertarian Party of the District of Columbia**

<b>Purpose</b>	<b>Total Expenditure</b>
General Operating Expenditures	<b>\$0.00</b>
<b>Grand Total</b>	<b>\$0.00</b>

**DISCLAIMER:** The information presented in the 2011 Biennial Report was taken directly from reports of receipts and expenditures filed by the candidates and political committees; afterward formatted into the applicable graphs and charts.

**GENERAL OPERATING EXPENDITURES**

Libertarian Party of the District of Columbia		Detailed Expenditures by Purpose	
Payee Name	Amount of Expenditure	Date of Expenditure	
<b>Petty Cash</b>			
Na, No Activity	\$0.00	07/29/2010	
No Activity	\$0.00	01/31/2010	
<b>Phone Bill</b>			
Phone co, VERIZON	\$0.00	07/31/2009	
	<b>Subtotal</b>	<b>\$0.00</b>	
	<b>Percentage of Total Expenditures</b>		
	<b>Total</b>	<b>\$0.00</b>	

**DISCLAIMER:** The information presented in the 2011 Biennial Report was taken directly from reports of receipts and expenditures filed by the candidates and political committees; afterward formatted into the applicable graphs and charts.

**DC OFFICE OF CAMPAIGN FINANCE**

**2011 Biennial Report - Political Action Committees**

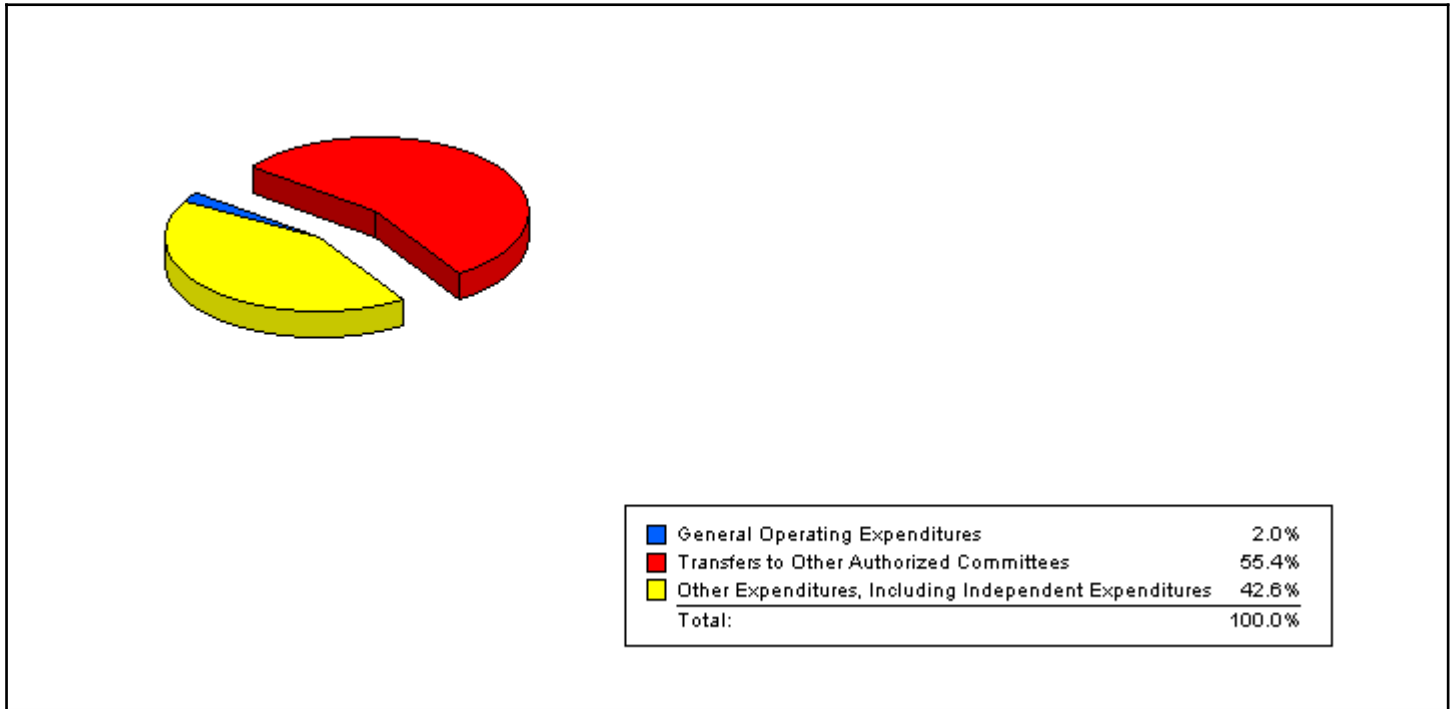
**Libertarian Party of the District of Columbia**  
**No Contributions Available**

**DISCLAIMER:** The information presented in the 2011 Biennial Report was taken directly from reports of receipts and expenditures filed by the candidates and political committees; afterward formatted into the applicable graphs and charts.

# DC OFFICE OF CAMPAIGN FINANCE

## 2011 Biennial Report - Political Action Committees

### Summary of Expenditures by Purpose for Metropolitan Washington PAC



Note: This Graph depicts the summary of the expenditures by purpose reported by Metropolitan Washington PAC.

The expenditures are presented in percentage terms by General Operating Expenditures, Transfers to Other Authorized Political Committees, Loan Repayments, Refunds of Contributions, Other Expenditures, and Offsets to Receipts

- General Operating Expenditures may include each expenditure made for Accounting Services, Advertising, Bank Fees, Campaign Events/Fund Raising, Campaign Materials and Supplies, Candidate Loan Re-payment, Catering/Refreshments, Computer Supplies/Equipment, Consulting Services, Equipment Purchases/Rental, In-Kind, Office Maintenance, Office Rental, Office Supplies/Furniture, Other Loan Repayment, Petty Cash, Polling/Mailing Lists, Postage/Shipping/Courier Rates, Printing/Copying, Salary/Stipend, Telephone/Communication, Trash/Poster Removal, Travel/Vehicle Expense, Utility Expense, and other Expenses.
- Transfers to other Authorized Political Committees.
- Loan Repayments.
- Refunds of Contributions may include each contribution Refund to Individuals, Organizations, Political Party Committees, and other Political Committees (PACs).
- Other Expenditures may include all expenditures other than the afore-mentioned, which may include Independent Expenditures made by persons expressly advocating the election or defeat of a clearly identified candidate, which are made without cooperation or consultation with any candidate and/or authorized committee and/or agent of the candidate; Donations to Charities, Churches, Political Committees, Scholarship and Statehood Funds; Payments to the Internal Revenue Service and for Fines; and Tickets to Events.
- Offsets to Receipts may include Refunds, Rebates, Returned Checks, Non-Sufficient Fund Fees, and other Offsets to Operating Expenditures.

**DISCLAIMER:** The information presented in the 2011 Biennial Report was taken directly from reports of receipts and expenditures filed by the candidates and political committees; afterward formatted into the applicable graphs and charts.

**Summary of Expenditures by Purpose for  
Metropolitan Washington PAC**

<b>Purpose</b>	<b>Total Expenditure</b>
General Operating Expenditures	<b>\$669.53</b>
Transfers to Other Authorized Committees	<b>\$18,500.00</b>
Other Expenditures, Including Independent Expenditures	<b>\$14,248.15</b>
<b>Grand Total</b>	<b>\$33,417.68</b>

**DISCLAIMER:** The information presented in the 2011 Biennial Report was taken directly from reports of receipts and expenditures filed by the candidates and political committees; afterward formatted into the applicable graphs and charts.

## General Operating Expenditures

Purpose	Total Expenditures
Bank Fees	\$348.65
Catering/Refreshments	\$215.88
Printing	\$105.00
<b>Total</b>	<b>\$669.53</b>

**DISCLAIMER:** The information presented in the 2011 Biennial Report was taken directly from reports of receipts and expenditures filed by the candidates and political committees; afterward formatted into the applicable graphs and charts.

**Detailed Summary of Expenditures by Purpose for  
Metropolitan Washington PAC  
General Operating Expenditures**

<b>Purpose</b>	<b>Payee</b>	<b>Amount Spent</b>
Bank Fees	Bank of America	<b>\$348.65</b>
	<b>Total</b>	<b>\$348.65</b>
Catering/Refreshments	Dutch Mill Catering	<b>\$215.88</b>
	<b>Total</b>	<b>\$215.88</b>
Printing	CCI Printing & Graphics	<b>\$105.00</b>
	<b>Total</b>	<b>\$105.00</b>
<b>Grand Total</b>		<b>\$669.53</b>

**DISCLAIMER:** The information presented in the 2011 Biennial Report was taken directly from reports of receipts and expenditures filed by the candidates and political committees; afterward formatted into the applicable graphs and charts.



**Detailed Summary of Expenditures by Purpose for  
Metropolitan Washington PAC  
Transfers to Other Authorized Committees**

<b>Purpose</b>	<b>Payee</b>	<b>Amount Spent</b>
Transfer	American Express	<b>\$500.00</b>
	Catania 2010	<b>\$541.08</b>
	Dutch Mill Catering	<b>\$458.92</b>
	Evans Consituent Services Fund	<b>\$500.00</b>
	Geppetto Catering	<b>\$2,000.00</b>
	Kwame for Council Chair	<b>\$1,500.00</b>
	Making A Difference Fund	<b>\$10,000.00</b>
	Phils Fund for C. Services	<b>\$500.00</b>
	Re-Elect Tommy Wells	<b>\$500.00</b>
	Vince Grey for Mayor	<b>\$2,000.00</b>
		<b>Total</b>
<b>Grand Total</b>		<b>\$18,500.00</b>

**DISCLAIMER:** The information presented in the 2011 Biennial Report was taken directly from reports of receipts and expenditures filed by the candidates and political committees; afterward formatted into the applicable graphs and charts.

**Detailed Summary of Expenditures by Purpose for  
Metropolitan Washington PAC  
Other Expenditures, Including Independent Expenditures**

<b>Purpose</b>	<b>Payee</b>	<b>Amount Spent</b>
Campaign Materials	ABC Imaging, Inc.	<b>\$5,342.40</b>
	Jenn French Designs	<b>\$225.00</b>
	<b>Total</b>	<b>\$5,567.40</b>
Catering/Refreshment/Travel	Nin, Tatiana	<b>\$70.00</b>
	Whiteman, Nicola	<b>\$1,635.89</b>
	<b>Total</b>	<b>\$1,705.89</b>
Consultant/Salary/Stipend	Cash	<b>\$1,410.00</b>
	Huff, LaRoya	<b>\$160.00</b>
	<b>Total</b>	<b>\$1,570.00</b>
Contribution	Phil Mendelson for Council 2010	<b>\$1,000.00</b>
	Re Elect Cheh 2010	<b>\$500.00</b>
	Ward 4 Cares Constituent Services Fund	<b>\$500.00</b>
	Ward 5 Constituent Services	<b>\$300.00</b>
	<b>Total</b>	<b>\$2,300.00</b>
Michael A Brown Fundraiser	Dutch Mill Catering	<b>\$500.00</b>
	<b>Total</b>	<b>\$500.00</b>
Parking Ticket	DC Treasurer Adjudication Services	<b>\$25.00</b>
	<b>Total</b>	<b>\$25.00</b>
Strategic Meeting with DC Realtors (PM)	Whiteman, Nicola	<b>\$89.90</b>
	<b>Total</b>	<b>\$89.90</b>
Tickets to events	Scott Sterling IDI Companies	<b>\$1,225.00</b>
	<b>Total</b>	<b>\$1,225.00</b>
Travel/Vehical/Supplies	Pharr, W. Shaun	<b>\$1,264.96</b>
	<b>Total</b>	<b>\$1,264.96</b>
<b>Grand Total</b>		<b>\$14,248.15</b>

**DISCLAIMER:** The information presented in the 2011 Biennial Report was taken directly from reports of receipts and expenditures filed by the candidates and political committees; afterward formatted into the applicable graphs and charts.

**GENERAL OPERATING EXPENDITURES**

Metropolitan Washington PAC		Detailed Expenditures by Purpose	
Payee Name	Amount of Expenditure	Date of Expenditure	
<b>Bank Fees</b>			
Bank of America	\$17.05	09/30/2009	
Bank of America	\$16.98	08/31/2009	
Bank of America	\$17.27	10/31/2009	
Bank of America	\$17.32	12/31/2009	
Bank of America	\$17.34	02/01/2010	
Bank of America	\$15.77	08/01/2009	
Bank of America	\$17.03	02/28/2010	
Bank of America	\$17.83	03/31/2010	
Bank of America	\$16.82	11/30/2009	
Bank of America	\$16.21	10/11/2010	
Bank of America	\$18.24	04/30/2010	
Bank of America	\$17.62	05/31/2010	
Bank of America	\$15.89	06/30/2010	
Bank of America	\$16.28	07/31/2010	
Bank of America	\$17.22	10/31/2010	
Bank of America	\$77.63	11/30/2010	
Bank of America	\$16.15	08/31/2010	
<b>Catering/Refreshments</b>			
Dutch Mill Catering	\$215.88	09/15/2009	
<b>Printing</b>			
CCI Printing & Graphics	\$105.00	12/15/2009	
<b>Subtotal</b>		<b>\$669.53</b>	
<b>Percentage of Total Expenditures</b>		<b>2.00%</b>	

**DISCLAIMER:** The information presented in the 2011 Biennial Report was taken directly from reports of receipts and expenditures filed by the candidates and political committees; afterward formatted into the applicable graphs and charts.

**TRANSFERS TO OTHER AUTHORIZED COMMITTEES**

Metropolitan Washington PAC		Detailed Expenditures by Purpose	
Payee Name	Amount of Expenditure	Date of Expenditure	
<b>Transfer</b>			
American Express	\$500.00	04/15/2010	
Catania 2010	\$541.08	03/05/2010	
Dutch Mill Catering	\$458.92	03/31/2010	
Evans Consituent Services Fund	\$500.00	02/04/2010	
Geppetto Catering	\$2,000.00	11/15/2009	
Kwame for Council Chair	\$1,500.00	08/19/2010	
Making A Difference Fund	\$10,000.00	11/06/2010	
Phils Fund for C. Services	\$500.00	04/28/2010	
Re-Elect Tommy Wells	\$500.00	08/19/2010	
Vince Grey for Mayor	\$2,000.00	09/20/2010	
	<b>Subtotal</b>	<b>\$18,500.00</b>	
	<b>Percentage of Total Expenditures</b>	<b>55.36%</b>	

**DISCLAIMER:** The information presented in the 2011 Biennial Report was taken directly from reports of receipts and expenditures filed by the candidates and political committees; afterward formatted into the applicable graphs and charts.

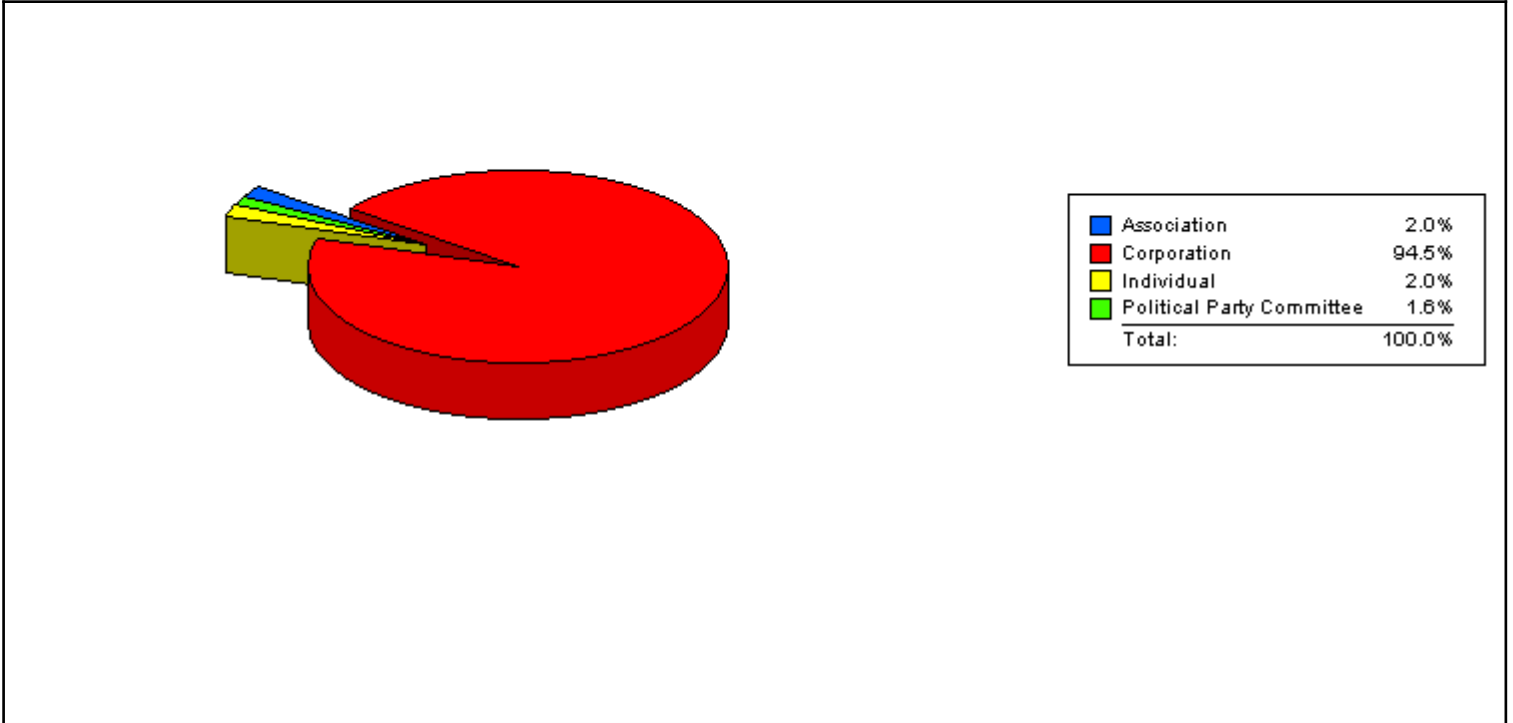
**OTHER EXPENDITURES, INCLUDING INDEPENDENT EXPENDITURES**

Metropolitan Washington PAC		Detailed Expenditures by Purpose	
Payee Name	Amount of Expenditure	Date of Expenditure	
<b>Campaign Materials</b>			
ABC Imaging, Inc.	\$5,342.40	09/30/2010	
Jenn French Designs	\$225.00	09/30/2010	
<b>Catering/Refreshment/Travel</b>			
Nin, Tatiana	\$70.00	09/14/2010	
Whiteman, Nicola	\$1,635.89	09/24/2010	
<b>Consultant/Salary/Stipend</b>			
Cash	\$1,410.00	09/14/2010	
Huff, LaRoya	\$160.00	09/30/2010	
<b>Contribution</b>			
Phil Mendelson for Council 2010	\$1,000.00	07/02/2010	
Re Elect Cheh 2010	\$500.00	07/15/2010	
Ward 4 Cares Constituent Services Fund	\$500.00	07/19/2010	
Ward 5 Constituent Services	\$300.00	06/11/2010	
<b>Michael A Brown Fundraiser</b>			
Dutch Mill Catering	\$500.00	06/30/2010	
<b>Parking Ticket</b>			
DC Treasurer Adjudication Services	\$25.00	09/30/2010	
<b>Strategic Meeting with DC Realtors (PM)</b>			
Whiteman, Nicola	\$89.90	08/20/2010	
<b>Tickets to events</b>			
Scott Sterling IDI Companies	\$1,225.00	12/07/2009	
<b>Travel/Vehical/Supplies</b>			
Pharr, W. Shaun	\$1,264.96	09/30/2010	
<b>Subtotal</b>		<b>\$14,248.15</b>	
<b>Percentage of Total Expenditures</b>		<b>42.64%</b>	
<b>Total</b>		<b>\$33,417.68</b>	

**DISCLAIMER:** The information presented in the 2011 Biennial Report was taken directly from reports of receipts and expenditures filed by the candidates and political committees; afterward formatted into the applicable graphs and charts.

**DC OFFICE OF CAMPAIGN FINANCE**  
**2011 Biennial Report - Political Action Committees**

**Summary of Contributions by Donor Type for  
Metropolitan Washington PAC**



Note: This Graph depicts the summary of the contributions by donor categories reported by the Metropolitan Washington PAC Principal Campaign Committee

The contributions are presented in percentage terms by donor categories, and may include each contribution received from Businesses, Corporations, Corporate Sponsored Political Action Committees, Individuals, Labor Sponsored Political Action Committees, Political Party Committees, Partnerships, and the Candidate. The summary may also note Other Receipts reported, such as Dividends, Interest, Refunds, and Rebates.

**DISCLAIMER:** The information presented in the 2011 Biennial Report was taken directly from reports of receipts and expenditures filed by the candidates and political committees; afterward formatted into the applicable graphs and charts.

## Summary of Contributions by Donor Type for Metropolitan Washington PAC

<b>Donor Type</b>	<b>Received</b>
Association	<b>\$500.00</b>
Corporation	<b>\$23,831.75</b>
Individual	<b>\$500.00</b>
Political Party Committee	<b>\$400.00</b>
<b>Grand Total</b>	<b>\$25,231.75</b>

**DISCLAIMER:** The information presented in the 2011 Biennial Report was taken directly from reports of receipts and expenditures filed by the candidates and political committees; afterward formatted into the applicable graphs and charts.

**Detailed Summary of Contributions by Donor Type for  
Metropolitan Washington PAC**

<b>Donor Type</b>	<b>Name</b>	<b>Received</b>
Association	Hotel	<b>\$500.00</b>
	<b>Total</b>	<b>\$500.00</b>
Corporation	ABC Management Co.	<b>\$71.52</b>
	Adams Wyoming	<b>\$62.64</b>
	Akridge	<b>\$2,034.45</b>
	Albert Pollin Properties	<b>\$21.65</b>
	American College of OB/GYN	<b>\$37.47</b>
	Archstone	<b>\$466.50</b>
	Bernstain Management Corp.	<b>\$1,063.10</b>
	BF Saul Property Co.	<b>\$314.71</b>
	Blake Real Estate, Inc.	<b>\$940.47</b>
	Boston Properties	<b>\$1,598.65</b>
	Brookfield Properties	<b>\$1,269.42</b>
	Cafritz Company	<b>\$1,137.62</b>
	Carmetl Partners	<b>\$210.86</b>
	Columbia Plaza Apartments	<b>\$359.45</b>
	Community Realty Co.	<b>\$63.30</b>
	DC One Associates	<b>\$190.51</b>
	Donohoe Real Estate Services	<b>\$1,735.65</b>
	Douglas Management	<b>\$24.68</b>
	Dreyfuss Management	<b>\$121.91</b>
	E and G Group	<b>\$597.11</b>
	Equity Residential	<b>\$217.80</b>
	GaedekGroup, LLC	<b>\$86.00</b>
	Hines Interest Ltd. P/S	<b>\$1,127.64</b>
Horning Brothers	<b>\$1,254.96</b>	
Jones Lnag LaSalle America, Inc.	<b>\$2,313.01</b>	
Keener Management, Inc.	<b>\$523.50</b>	
Kenyon House	<b>\$26.41</b>	

**DISCLAIMER:** The information presented in the 2011 Biennial Report was taken directly from reports of receipts and expenditures filed by the candidates and political committees; afterward formatted into the applicable graphs and charts.



Corporation	Kettler Management	\$195.28
	Lenin Co. Mgmt	\$834.82
	Louis L. Meier	\$7.79
	Markswright Company	\$129.90
	Marriott International, Inc.	\$305.96
	MPM Management, Inc.	\$385.42
	National Capital Bank	\$11.92
	Park Inn Associates	\$39.19
	Peabody & Theorharis Mgmt	\$199.15
	Peel Properties	\$2.25
	Penzance Companies	\$282.12
	Pilot Management, Inc.	\$49.90
	Polinger Shannon & Luchs Co.	\$539.22
	Poretsky Building Group, Inc.	\$51.32
	QDC property Management	\$454.37
	RDP Companies	\$44.37
	Realty Management Services	\$19.92
	RWL Management Group	\$17.80
	Shapiro & Company	\$79.23
	Shorenstein Realty Services	\$982.14
	Stoladi Property Group	\$43.72
	Stout & Teague	\$222.15
	The Barac Company	\$3.70
	The Edward Tiffey Co.	\$32.97
	Trae Center Management Assoc.	\$108.12
	Twentieth & s St. Jt. Venture	\$570.74
	United Investors Management	\$22.52
	Urban Investment Partners	\$267.55
	Windsor Associates	\$57.22
		<b>Total</b>
Individual	Durson, Emily	\$500.00
		<b>Total</b>

**DISCLAIMER:** The information presented in the 2011 Biennial Report was taken directly from reports of receipts and expenditures filed by the candidates and political committees; afterward formatted into the applicable graphs and charts.

Political Party Committee	Yvette Alexanders CSF	<b>\$400.00</b>
		<b>Total \$400.00</b>
		<b>Grand Total \$25,231.75</b>

**DISCLAIMER:** The information presented in the 2011 Biennial Report was taken directly from reports of receipts and expenditures filed by the candidates and political committees; afterward formatted into the applicable graphs and charts.

Contributor Name	Amount	Date of Receipt
<b>Association</b>		
Hotel	\$500.00	11/06/2010
<b>Subtotal</b>	<b>\$500.00</b>	
<b>Percentage of Total Contributions</b>	<b>1.98%</b>	

**DISCLAIMER:** The information presented in the 2011 Biennial Report was taken directly from reports of receipts and expenditures filed by the candidates and political committees; afterward formatted into the applicable graphs and charts.

Contributor Name	Amount	Date of Receipt
<b>Corporation</b>		
ABC Management Co.	\$71.52	03/15/2010
Adams Wyoming	\$62.64	03/15/2010
Akridge	\$2,034.45	04/16/2010
Albert Pollin Properties	\$21.65	04/15/2010
American College of OB/GYN	\$37.47	03/15/2010
Archstone	\$466.50	03/15/2010
Bernstain Management Corp.	\$1,063.10	03/15/2010
BF Saul Property Co.	\$314.71	03/15/2010
Blake Real Estate, Inc.	\$940.47	03/15/2010
Boston Properties	\$1,598.65	03/15/2010
Brookfield Properties	\$1,269.42	04/15/2010
Cafritz Company	\$1,137.62	03/15/2010
Carmetl Partners	\$210.86	03/15/2010
Columbia Plaza Apartments	\$359.45	03/15/2010
Community Realty Co.	\$63.30	03/15/2010
DC One Associates	\$190.51	03/15/2010
Donohoe Real Estate Services	\$1,735.65	03/15/2010
Douglas Management	\$24.68	03/15/2010
Dreyfuss Management	\$121.91	03/15/2010
E and G Group	\$597.11	03/15/2010
Equity Residential	\$217.80	04/15/2010
GaedekGroup, LLC	\$86.00	03/15/2010
Hines Interest Ltd. P/S	\$1,127.64	03/15/2010
Horning Brothers	\$1,254.96	03/15/2010
Jones Lnag LaSalle America, Inc.	\$2,313.01	03/15/2010
Keener Management, Inc.	\$523.50	03/15/2010
Kenyon House	\$26.41	03/15/2010
Kettler Management	\$195.28	03/15/2010
Lenin Co. Mgmt	\$834.82	03/15/2010
Louis L. Meier	\$7.79	03/15/2010
Markswright Company	\$129.90	04/15/2010
Marriott International, Inc.	\$305.96	03/15/2010
MPM Management, Inc.	\$385.42	03/15/2010
National Capital Bank	\$11.92	03/15/2010
Park Inn Associates	\$39.19	03/15/2010
Peabody & Theorharis Mgmt	\$199.15	03/15/2010

**DISCLAIMER:** The information presented in the 2011 Biennial Report was taken directly from reports of receipts and expenditures filed by the candidates and political committees; afterward formatted into the applicable graphs and charts.

Metropolitan Washington PAC		Detailed Contributions by Donor Type
-----------------------------	--	--------------------------------------

Contributor Name	Amount	Date of Receipt
------------------	--------	-----------------

**Corporation**

Peel Properties	\$2.25	03/15/2010
Penzance Companies	\$282.12	03/15/2010
Pilot Management, Inc.	\$49.90	03/15/2010
Polinger Shannon & Luchs Co.	\$539.22	03/15/2010
Poretzky Building Group, Inc.	\$51.32	03/15/2010
QDC property Management	\$454.37	03/15/2010
RDP Companies	\$44.37	03/15/2010
Realty Management Services	\$19.92	03/15/2010
RWL Management Group	\$17.80	04/15/2010
Shapiro & Company	\$79.23	03/15/2010
Shorenstein Realty Services	\$982.14	03/15/2010
Stoladi Property Group	\$43.72	03/15/2010
Stout & Teague	\$222.15	03/15/2010
The Barac Company	\$3.70	03/15/2010
The Edward Tiffey Co.	\$32.97	03/15/2010
Treae Center Management Assoc.	\$108.12	03/15/2010
Twentieth & s St. Jt. Venture	\$570.74	03/15/2010
United Investors Management	\$22.52	03/15/2010
Urban Investment Partners	\$267.55	04/15/2010
Windsor Associates	\$57.22	03/15/2010

**Subtotal** **\$23,831.75**

**Percentage of Total Contributions** **94.45%**

Metropolitan Washington PAC		Detailed Contributions by Donor Type
-----------------------------	--	--------------------------------------

Contributor Name	Amount	Date of Receipt
------------------	--------	-----------------

**Individual**

Durson, Emily	\$500.00	11/06/2010
---------------	----------	------------

**Subtotal** **\$500.00**

**Percentage of Total Contributions** **1.98%**

Metropolitan Washington PAC		Detailed Contributions by Donor Type
-----------------------------	--	--------------------------------------

Contributor Name	Amount	Date of Receipt
------------------	--------	-----------------

**Political Party Committee**

Yvette Alexanders CSF	\$400.00	12/31/2009
-----------------------	----------	------------

**Subtotal** **\$400.00**

**Percentage of Total Contributions** **1.59%**

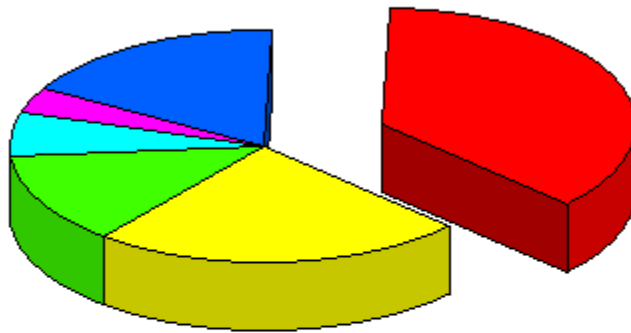
**DISCLAIMER:** The information presented in the 2011 Biennial Report was taken directly from reports of receipts and expenditures filed by the candidates and political committees; afterward formatted into the applicable graphs and charts.

**Total**      **\$25,231.75**

**DISCLAIMER:** The information presented in the 2011 Biennial Report was taken directly from reports of receipts and expenditures filed by the candidates and political committees; afterward formatted into the applicable graphs and charts.

**DC OFFICE OF CAMPAIGN FINANCE**  
**2011 Biennial Report - Political Action Committees**

**Summary of Contributions by Amount for  
Metropolitan Washington PAC**



Contributions Greater than \$2000	17.2%
Contributions greater or equal to \$1000 but less or equal to \$2000	36.4%
Contributions Greater than or equal to \$500 but less than \$1000	23.7%
Contributions Greater than or equal to \$250 but less than \$500	12.8%
Contributions Greater than or equal to \$100 but less than \$250	6.3%
Contributions Less than \$100	3.5%
<b>Total:</b>	<b>100.0%</b>

Note: This Graph depicts the summary of the contributions dollar amount reported by the Metropolitan Washington PAC Principal Campaign Committee

The contributions are presented in percentage terms in dollar amount, by the size of the contribution, including contribution greater than \$2000; contributions greater than or equal to \$1000 but less than or equal to \$2000; contributions greater than or equal to \$500 but less than or equal to \$1000; contributions greater than or equal to \$250 but less than or equal to \$500; contributions greater than or equal to \$100 but less than or equal to \$250; and contributions less than \$100.

**DISCLAIMER:** The information presented in the 2011 Biennial Report was taken directly from reports of receipts and expenditures filed by the candidates and political committees; afterward formatted into the applicable graphs and charts.

## **Summary of Contributions by Amount for Metropolitan Washington PAC**

<b>Denomination Type</b>	<b>Amount Received</b>
Contributions Greater than \$2000	<b>\$4,347.46</b>
Contributions greater or equal to \$1000 but less or equal to \$2000	<b>\$9,187.04</b>
Contributions greater than or equal to \$500 but less than \$1000	<b>\$5,988.00</b>
Contributions greater than or equal to \$250 but less than \$500	<b>\$3,236.08</b>
Contributions greater than or equal to \$100 but less than \$250	<b>\$1,595.68</b>
Contributions less than \$100	<b>\$877.49</b>
<b>Grand Total</b>	<b>\$25,231.75</b>

**DISCLAIMER:** The information presented in the 2011 Biennial Report was taken directly from reports of receipts and expenditures filed by the candidates and political committees; afterward formatted into the applicable graphs and charts.



## Detailed Summary of Contributions by Amount for Metropolitan Washington PAC

Denomination Type	Name	Received
Contributions Greater than \$2000	Akridge	\$2,034.45
	Jones Lmag LaSalle America,Inc.	\$2,313.01
	Total	\$4,347.46
Contributions greater or equal to \$1000 but less or equal to \$2000	Bernstain Management Corp.	\$1,063.10
	Boston Properties	\$1,598.65
	Brookfield Properties	\$1,269.42
	Cafritz Company	\$1,137.62
	Donohoe Real Estate Services	\$1,735.65
	Hines Interest Ltd. P/S	\$1,127.64
	Horning Brothers	\$1,254.96
	Total	\$9,187.04
Contributions greater than or equal to \$500 but less than \$1000	Blake Real Estate, Inc.	\$940.47
	Durson, Emily	\$500.00
	E and G Group	\$597.11
	Hotel	\$500.00
	Keener Management, Inc.	\$523.50
	Lenin Co. Mgmt	\$834.82
	Polinger Shannon & Luchs Co.	\$539.22
	Shorenstein Realty Services	\$982.14
	Twentieth & s St. Jt. Venture	\$570.74
	Total	\$5,988.00
Contributions greater than or equal to \$250 but less than \$500	Archstone	\$466.50
	BF Saul Property Co.	\$314.71
	Columbia Plaza Apartments	\$359.45
	Marriott International, Inc.	\$305.96
	MPM Management, Inc.	\$385.42
	Penzance Companies	\$282.12
	QDC property Management	\$454.37
	Urban Investment Partners	\$267.55

**DISCLAIMER:** The information presented in the 2011 Biennial Report was taken directly from reports of receipts and expenditures filed by the candidates and political committees; afterward formatted into the applicable graphs and charts.

Contributions greater than or equal to \$250 but less than \$500	Yvette Alexanders CSF	<b>\$400.00</b>
	Total	<b>\$3,236.08</b>
Contributions greater than or equal to \$100 but less than \$250	Carmetl Partners	<b>\$210.86</b>
	DC One Associates	<b>\$190.51</b>
	Dreyfuss Management	<b>\$121.91</b>
	Equity Residential	<b>\$217.80</b>
	Kettler Management	<b>\$195.28</b>
	Markswright Company	<b>\$129.90</b>
	Peabody & Theorharis Mgmt	<b>\$199.15</b>
	Stout & Teague	<b>\$222.15</b>
	Treae Center Management Assoc.	<b>\$108.12</b>
	Total	<b>\$1,595.68</b>
Contributions less than \$100	ABC Management Co.	<b>\$71.52</b>
	Adams Wyoming	<b>\$62.64</b>
	Albert Pollin Properties	<b>\$21.65</b>
	American College of OB/GYN	<b>\$37.47</b>
	Community Realty Co.	<b>\$63.30</b>
	Douglas Management	<b>\$24.68</b>
	GaedekGroup, LLC	<b>\$86.00</b>
	Kenyon House	<b>\$26.41</b>
	Louis L. Meier	<b>\$7.79</b>
	National Capital Bank	<b>\$11.92</b>
	Park Inn Associates	<b>\$39.19</b>
	Peel Properties	<b>\$2.25</b>
	Pilot Management, Inc.	<b>\$49.90</b>
	Poretzky Building Group, Inc.	<b>\$51.32</b>
	RDP Companies	<b>\$44.37</b>
	Realty Management Services	<b>\$19.92</b>
	RWL Management Group	<b>\$17.80</b>
	Shapiro & Company	<b>\$79.23</b>
	Stoladi Property Group	<b>\$43.72</b>
The Barac Company	<b>\$3.70</b>	

**DISCLAIMER:** The information presented in the 2011 Biennial Report was taken directly from reports of receipts and expenditures filed by the candidates and political committees; afterward formatted into the applicable graphs and charts.

Contributions less than \$100	The Edward Tiffey Co.	\$32.97
	United Investors Management	\$22.52
	Windsor Associates	\$57.22
	Total	\$877.49
<b>Grand Total</b>		<b>\$25,231.75</b>

**DISCLAIMER:** The information presented in the 2011 Biennial Report was taken directly from reports of receipts and expenditures filed by the candidates and political committees; afterward formatted into the applicable graphs and charts.

## Metropolitan Washington PAC

## Detailed Contributions by Amount

Contributor Name	Amount	Type of Contributor	Date of Receipt
------------------	--------	---------------------	-----------------

**Contributions Greater than \$2000**

Akridge	\$2,034.45	Corporation	04/16/2010
Jones Lmag LaSalle America, Inc.	\$2,313.01	Corporation	03/15/2010

<b>Subtotal</b>	<b>\$4,347.46</b>		
-----------------	-------------------	--	--

<b>Percentage of Total Contributions</b>	<b>17.23%</b>		
--	---------------	--	--

## Metropolitan Washington PAC

## Detailed Contributions by Amount

Contributor Name	Amount	Type of Contributor	Date of Receipt
------------------	--------	---------------------	-----------------

**Contributions greater or equal to \$1000 but less or equal to \$2000**

Bernstain Management Corp.	\$1,063.10	Corporation	03/15/2010
Boston Properties	\$1,598.65	Corporation	03/15/2010
Brookfield Properties	\$1,269.42	Corporation	04/15/2010
Cafritz Company	\$1,137.62	Corporation	03/15/2010
Donohoe Real Estate Services	\$1,735.65	Corporation	03/15/2010
Hines Interest Ltd. P/S	\$1,127.64	Corporation	03/15/2010
Horning Brothers	\$1,254.96	Corporation	03/15/2010

<b>Subtotal</b>	<b>\$9,187.04</b>		
-----------------	-------------------	--	--

<b>Percentage of Total Contributions</b>	<b>36.41%</b>		
--	---------------	--	--

## Metropolitan Washington PAC

## Detailed Contributions by Amount

Contributor Name	Amount	Type of Contributor	Date of Receipt
------------------	--------	---------------------	-----------------

**Contributions Greater than or equal to \$500 but less than \$1000**

Blake Real Estate, Inc.	\$940.47	Corporation	03/15/2010
Durson, Emily	\$500.00	Individual	11/06/2010
E and G Group	\$597.11	Corporation	03/15/2010
Hotel	\$500.00	Association	11/06/2010
Keener Management, Inc.	\$523.50	Corporation	03/15/2010
Lenin Co. Mgmt	\$834.82	Corporation	03/15/2010
Polinger Shannon & Luchs Co.	\$539.22	Corporation	03/15/2010
Shorenstein Realty Services	\$982.14	Corporation	03/15/2010
Twentieth & s St. Jt. Venture	\$570.74	Corporation	03/15/2010

<b>Subtotal</b>	<b>\$5,988.00</b>		
-----------------	-------------------	--	--

<b>Percentage of Total Contributions</b>	<b>23.73%</b>		
--	---------------	--	--

**DISCLAIMER:** The information presented in the 2011 Biennial Report was taken directly from reports of receipts and expenditures filed by the candidates and political committees; afterward formatted into the applicable graphs and charts.

Contributor Name	Amount	Type of Contributor	Date of Receipt
------------------	--------	---------------------	-----------------

**Contributions Greater than or equal to \$250 but less than \$500**

Archstone	\$466.50	Corporation	03/15/2010
BF Saul Property Co.	\$314.71	Corporation	03/15/2010
Columbia Plaza Apartments	\$359.45	Corporation	03/15/2010
Marriott International, Inc.	\$305.96	Corporation	03/15/2010
MPM Management, Inc.	\$385.42	Corporation	03/15/2010
Penzance Companies	\$282.12	Corporation	03/15/2010
QDC property Management	\$454.37	Corporation	03/15/2010
Urban Investment Partners	\$267.55	Corporation	04/15/2010
Yvette Alexanders CSF	\$400.00	Political Party Committee	12/31/2009

**Subtotal** **\$3,236.08**

**Percentage of Total Contributions** **12.83%**

Contributor Name	Amount	Type of Contributor	Date of Receipt
------------------	--------	---------------------	-----------------

**Contributions Greater than or equal to \$100 but less than \$250**

Carmetl Partners	\$210.86	Corporation	03/15/2010
DC One Associates	\$190.51	Corporation	03/15/2010
Dreyfuss Management	\$121.91	Corporation	03/15/2010
Equity Residential	\$217.80	Corporation	04/15/2010
Kettler Management	\$195.28	Corporation	03/15/2010
Markswright Company	\$129.90	Corporation	04/15/2010
Peabody & Theorharis Mgmt	\$199.15	Corporation	03/15/2010
Stout & Teague	\$222.15	Corporation	03/15/2010
Treae Center Management Assoc.	\$108.12	Corporation	03/15/2010

**Subtotal** **\$1,595.68**

**Percentage of Total Contributions** **6.32%**

**DISCLAIMER:** The information presented in the 2011 Biennial Report was taken directly from reports of receipts and expenditures filed by the candidates and political committees; afterward formatted into the applicable graphs and charts.

Contributor Name	Amount	Type of Contributor	Date of Receipt
------------------	--------	---------------------	-----------------

**Contributions Less than \$100**

ABC Management Co.	\$71.52	Corporation	03/15/2010
Adams Wyoming	\$62.64	Corporation	03/15/2010
Albert Pollin Properties	\$21.65	Corporation	04/15/2010
American College of OB/GYN	\$37.47	Corporation	03/15/2010
Community Realty Co.	\$63.30	Corporation	03/15/2010
Douglas Management	\$24.68	Corporation	03/15/2010
GaedekGroup, LLC	\$86.00	Corporation	03/15/2010
Kenyon House	\$26.41	Corporation	03/15/2010
Louis L. Meier	\$7.79	Corporation	03/15/2010
National Capital Bank	\$11.92	Corporation	03/15/2010
Park Inn Associates	\$39.19	Corporation	03/15/2010
Peel Properties	\$2.25	Corporation	03/15/2010
Pilot Management, Inc.	\$49.90	Corporation	03/15/2010
Poretsky Building Group, Inc.	\$51.32	Corporation	03/15/2010
RDP Companies	\$44.37	Corporation	03/15/2010
Realty Management Services	\$19.92	Corporation	03/15/2010
RWL Management Group	\$17.80	Corporation	04/15/2010
Shapiro & Company	\$79.23	Corporation	03/15/2010
Stoladi Property Group	\$43.72	Corporation	03/15/2010
The Barac Company	\$3.70	Corporation	03/15/2010
The Edward Tiffey Co.	\$32.97	Corporation	03/15/2010
United Investors Management	\$22.52	Corporation	03/15/2010
Windsor Associates	\$57.22	Corporation	03/15/2010

<b>Subtotal</b>	<b>\$877.49</b>
-----------------	-----------------

<b>Percentage of Total Contributions</b>	<b>3.48%</b>
--	--------------

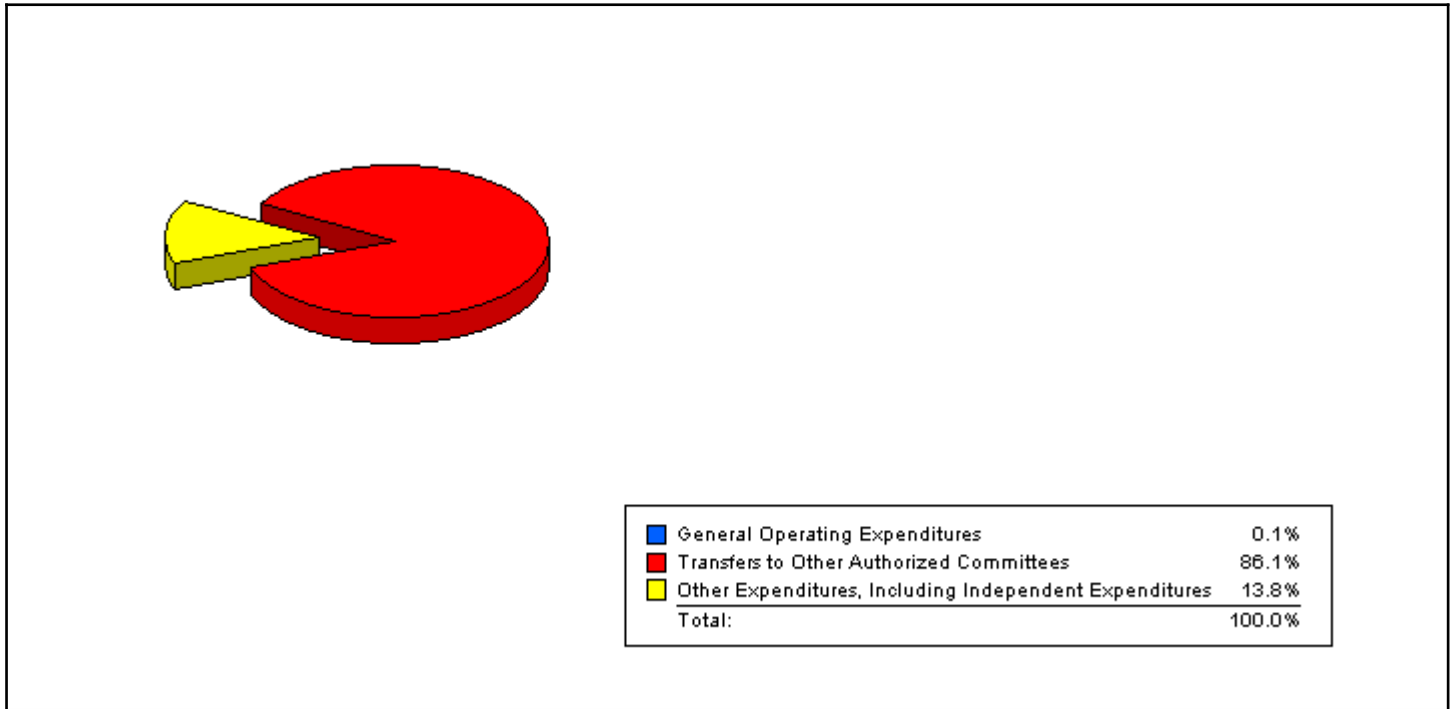
<b>Total</b>	<b>\$25,231.75</b>
--------------	--------------------

**DISCLAIMER:** The information presented in the 2011 Biennial Report was taken directly from reports of receipts and expenditures filed by the candidates and political committees; afterward formatted into the applicable graphs and charts.

# DC OFFICE OF CAMPAIGN FINANCE

## 2011 Biennial Report - Political Action Committees

### Summary of Expenditures by Purpose for Mid Atlantic Regional Council of Carpenters PAC D.



Note: This Graph depicts the summary of the expenditures by purpose reported by Mid Atlantic Regional Council of Carpenters PAC D.

The expenditures are presented in percentage terms by General Operating Expenditures, Transfers to Other Authorized Political Committees, Loan Repayments, Refunds of Contributions, Other Expenditures, and Offsets to Receipts

- General Operating Expenditures may include each expenditure made for Accounting Services, Advertising, Bank Fees, Campaign Events/Fund Raising, Campaign Materials and Supplies, Candidate Loan Re-payment, Catering/Refreshments, Computer Supplies/Equipment, Consulting Services, Equipment Purchases/Rental, In-Kind, Office Maintenance, Office Rental, Office Supplies/Furniture, Other Loan Repayment, Petty Cash, Polling/Mailing Lists, Postage/Shipping/Courier Rates, Printing/Copying, Salary/Stipend, Telephone/Communication, Trash/Poster Removal, Travel/Vehicle Expense, Utility Expense, and other Expenses.
- Transfers to other Authorized Political Committees.
- Loan Repayments.
- Refunds of Contributions may include each contribution Refund to Individuals, Organizations, Political Party Committees, and other Political Committees (PACs).
- Other Expenditures may include all expenditures other than the afore-mentioned, which may include Independent Expenditures made by persons expressly advocating the election or defeat of a clearly identified candidate, which are made without cooperation or consultation with any candidate and/or authorized committee and/or agent of the candidate; Donations to Charities, Churches, Political Committees, Scholarship and Statehood Funds; Payments to the Internal Revenue Service and for Fines; and Tickets to Events.
- Offsets to Receipts may include Refunds, Rebates, Returned Checks, Non-Sufficient Fund Fees, and other Offsets to Operating Expenditures.

**DISCLAIMER:** The information presented in the 2011 Biennial Report was taken directly from reports of receipts and expenditures filed by the candidates and political committees; afterward formatted into the applicable graphs and charts.

**Summary of Expenditures by Purpose for  
Mid Atlantic Regional Council of Carpenters PAC D.**

<b>Purpose</b>	<b>Total Expenditure</b>
General Operating Expenditures	<b>\$148.43</b>
Transfers to Other Authorized Committees	<b>\$140,500.00</b>
Other Expenditures, Including Independent Expenditures	<b>\$22,548.88</b>
<b>Grand Total</b>	<b>\$163,197.31</b>

**DISCLAIMER:** The information presented in the 2011 Biennial Report was taken directly from reports of receipts and expenditures filed by the candidates and political committees; afterward formatted into the applicable graphs and charts.



## General Operating Expenditures

Purpose	Total Expenditures
Bank Fees	\$148.43
<b>Total</b>	<b>\$148.43</b>

**DISCLAIMER:** The information presented in the 2011 Biennial Report was taken directly from reports of receipts and expenditures filed by the candidates and political committees; afterward formatted into the applicable graphs and charts.

**Detailed Summary of Expenditures by Purpose for  
Mid Atlantic Regional Council of Carpenters PAC D.  
General Operating Expenditures**

<b>Purpose</b>	<b>Payee</b>	<b>Amount Spent</b>
Bank Fees	AMALGAMATED BANK	<b>\$108.39</b>
	AMALGAMTED BANK	<b>\$40.04</b>
	<b>Total</b>	<b>\$148.43</b>
<b>Grand Total</b>		<b>\$148.43</b>

**DISCLAIMER:** The information presented in the 2011 Biennial Report was taken directly from reports of receipts and expenditures filed by the candidates and political committees; afterward formatted into the applicable graphs and charts.

**Detailed Summary of Expenditures by Purpose for  
Mid Atlantic Regional Council of Carpenters PAC D.**

**Transfers to Other Authorized Committees**

<b>Purpose</b>	<b>Payee</b>	<b>Amount Spent</b>
Transfer	ANA GUTIERREZ FOR DELEGATE	<b>\$1,000.00</b>
	BARVE RELECTION COMMITTEE	<b>\$1,000.00</b>
	CAMPAIGN TO ELECT JIM GRAHAM	<b>\$500.00</b>
	CITIZENS FOR ADRIENNE JONES	<b>\$1,000.00</b>
	CITIZENS FOR BRIAN FELDMAN	<b>\$1,000.00</b>
	CITIZENS FOR DELORES KELLY	<b>\$1,000.00</b>
	CITIZENS FOR EMMETT BURNS	<b>\$1,000.00</b>
	CITIZENS FOR FROSH	<b>\$1,000.00</b>
	CITIZENS FOR KORN	<b>\$2,400.00</b>
	CITIZENS FOR MAGGIE MCINTOSH	<b>\$1,000.00</b>
	CITIZENS FOR PAUL PINSKY	<b>\$6,000.00</b>
	CITIZENS FOR STEVEN DEBOY	<b>\$1,000.00</b>
	COMMITTEE TO ELECT BILL DUVAL	<b>\$6,000.00</b>
	COMMITTEE TO ELECT ERIC BROMWELL	<b>\$1,000.00</b>
	COMMITTEE TO ELECT JOHN BOHANAN	<b>\$1,000.00</b>
	COMMITTEE TO ELECT KLEMPA	<b>\$2,000.00</b>
	CONTI FOR OUR COUNTY	<b>\$1,000.00</b>
	DEMOCRATIC ASSEMBLY CAMPAIGN COMMIT	<b>\$15,000.00</b>
	FREINDS OF BONNIE CULLISON	<b>\$500.00</b>
	FREINDS OF COURTNEY WATSON	<b>\$2,000.00</b>
	FREINDS OF JEFF WALDSTRELCHER	<b>\$500.00</b>
	FRIENDS OF AISHA BRAVEBOY	<b>\$1,000.00</b>
	FRIENDS OF ANNE HEALEY	<b>\$2,000.00</b>
	FRIENDS OF BOBBY ZIRKIN	<b>\$1,000.00</b>
	FRIENDS OF BRIAN MCHALE	<b>\$1,000.00</b>
	FRIENDS OF CAROLYN HOWARD	<b>\$1,000.00</b>
FRIENDS OF CRAIG ZUCKER	<b>\$1,000.00</b>	

**DISCLAIMER:** The information presented in the 2011 Biennial Report was taken directly from reports of receipts and expenditures filed by the candidates and political committees; afterward formatted into the applicable graphs and charts.

Transfer	FRIENDS OF CURT ANDERSON	\$1,000.00
	FRIENDS OF DANA STEIN	\$1,000.00
	FRIENDS OF DAVID HARRINGTON	\$1,000.00
	FRIENDS OF DERECK DAVIS	\$1,000.00
	FRIENDS OF DOYLE NIEMANN	\$1,000.00
	Friends of Hans Riemer	\$1,000.00
	FRIENDS OF HATTIE HARRISON	\$1,000.00
	Friends of Heather Mizeur	\$1,000.00
	FRIENDS OF JAMIE RASKIN	\$2,000.00
	FRIENDS OF JAY HUTCHINS	\$500.00
	FRIENDS OF JENNIFER TERRASA	\$1,000.00
	FRIENDS OF JOHN ASTLE	\$1,000.00
	FRIENDS OF JOSELINE PENA-MELNYK	\$1,000.00
	FRIENDS OF KAREN R TOLES	\$500.00
	FRIENDS OF KATHY KLAUSMEIER	\$1,000.00
	FRIENDS OF KEN ULMAN	\$6,000.00
	FRIENDS OF LISA GLADDEN	\$1,000.00
	Friends of Marc Elrich	\$6,000.00
	FRIENDS OF MARTIN OMALLEY	\$1,000.00
	FRIENDS OF MARY KAY SIGATY	\$1,000.00
	FRIENDS OF MARY ANN LOVE	\$1,000.00
	FRIENDS OF MICHAEL VAUGHN	\$1,000.00
	FRIENDS OF MIKE LENETT	\$1,000.00
	FRIENDS OF NANCY KING	\$1,000.00
	FRIENDS OF NED CAREY	\$500.00
	FRIENDS OF NORMAN STONE	\$1,000.00
	FRIENDS OF PETER MURPHY	\$1,000.00
	FRIENDS OF ROB GARAGIOLA	\$1,000.00
	FRIENDS OF ROGER MANNO	\$6,000.00
	FRIENDS OF RUTH KIRK	\$1,000.00
FRIENDS OF S NATHAN-PULLIAM	\$1,000.00	

**DISCLAIMER:** The information presented in the 2011 Biennial Report was taken directly from reports of receipts and expenditures filed by the candidates and political committees; afterward formatted into the applicable graphs and charts.

Transfer	FRIENDS OF SAQIB ALI	\$1,000.00
	FRIENDS OF SENATOR GEORGE DELLA	\$1,000.00
	FRIENDS OF SHEILA HIXSON	\$1,000.00
	FRIENDS OF SUE HECHT	\$1,000.00
	FRIENDS OF VERONICA TURNER	\$1,000.00
	FRIENDS OF WANDA SHELTON MARTIN	\$1,000.00
	FRIENDS OF JIM ROSAPEPE	\$1,000.00
	GERRON LEVI IN 2009	\$1,000.00
	GRAY FOR MAYOR	\$2,000.00
	HARRY THOMAS	\$500.00
	KWAME FOR CHAIR	\$1,500.00
	MARYLANDERS FOR MIKE MILLER	\$5,000.00
	MARYLANDERS FOR RICHARD MADALENO	\$1,000.00
	MORRISSEY FOR DELEGATE COMMITTEE	\$2,500.00
	NUTTER FOR MAYOR	\$2,000.00
	PROGRESSIVE MARYLAND	\$2,000.00
	SENATE FOR NATHANIEL MCFADDEN	\$5,000.00
	SUPPORTERS OF THOMAS MIDDLETON	\$1,000.00
	SUPPORTERS OF ZANEB BEANS	\$1,000.00
	SWEENEY FOR SENATE	\$2,600.00
THE CALVIN BALL TEAM	\$1,000.00	
THE COMMITTEE NATHANIEL EXUM	\$1,000.00	
West Virginia Democratic State Committee	\$5,000.00	
	<b>Total</b>	<b>\$140,500.00</b>
<b>Grand Total</b>		<b>\$140,500.00</b>

**DISCLAIMER:** The information presented in the 2011 Biennial Report was taken directly from reports of receipts and expenditures filed by the candidates and political committees; afterward formatted into the applicable graphs and charts.

**Detailed Summary of Expenditures by Purpose for  
Mid Atlantic Regional Council of Carpenters PAC D.  
Other Expenditures, Including Independent Expenditures**

<b>Purpose</b>	<b>Payee</b>	<b>Amount Spent</b>
BANK CHARGE	AMALGMATED BANK	<b>\$48.89</b>
	<b>Total</b>	<b>\$48.89</b>
Donation to Principle Campaign Committees	DEEDS FOR VIRGINIA	<b>\$9,999.99</b>
	FRIENDS OF MARTIN OMALLEY	<b>\$5,000.00</b>
	JERRY BROWN 2010	<b>\$6,500.00</b>
	PHIL MENDELSON FOR COUNCIL	<b>\$1,000.00</b>
	<b>Total</b>	<b>\$22,499.99</b>
<b>Grand Total</b>		<b>\$22,548.88</b>

**DISCLAIMER:** The information presented in the 2011 Biennial Report was taken directly from reports of receipts and expenditures filed by the candidates and political committees; afterward formatted into the applicable graphs and charts.

**GENERAL OPERATING EXPENDITURES**

Mid Atlantic Regional Council of Carpenters PAC D. Detailed Expenditures by Purpose

Payee Name	Amount of Expenditure	Date of Expenditure
<b>Bank Fees</b>		
AMALGAMATED BANK	\$4.59	06/30/2009
AMALGAMATED BANK	\$6.17	07/31/2009
AMALGAMATED BANK	\$5.23	10/31/2009
AMALGAMATED BANK	\$8.07	12/31/2009
AMALGAMATED BANK	\$2.85	03/31/2009
AMALGAMATED BANK	\$10.39	02/28/2010
AMALGAMATED BANK	\$7.39	11/30/2009
AMALGAMATED BANK	\$12.69	08/31/2010
AMALGAMATED BANK	\$10.02	02/01/2010
AMALGAMATED BANK	\$2.04	04/30/2009
AMALGAMATED BANK	\$5.04	05/31/2009
AMALGAMATED BANK	\$29.66	02/28/2009
AMALGAMATED BANK	\$4.25	06/30/2010
AMALGAMATED BANK	\$22.35	03/11/2010
AMALGAMATED BANK	\$4.28	03/31/2010
AMALGAMATED BANK	\$3.91	04/30/2010
AMALGAMATED BANK	\$4.24	05/31/2010
AMALGAMATED BANK	\$5.26	07/30/2010
<b>Subtotal</b>	<b>\$148.43</b>	
<b>Percentage of Total Expenditures</b>	<b>0.09%</b>	

**DISCLAIMER:** The information presented in the 2011 Biennial Report was taken directly from reports of receipts and expenditures filed by the candidates and political committees; afterward formatted into the applicable graphs and charts.

**TRANSFERS TO OTHER AUTHORIZED COMMITTEES**

Mid Atlantic Regional Council of Carpenters PAC D. Detailed Expenditures by Purpose

Payee Name	Amount of Expenditure	Date of Expenditure
<b>Transfer</b>		
ANA GUTIERREZ FOR DELEGATE	\$1,000.00	12/15/2009
BARVE RELECTION COMMITTEE	\$1,000.00	12/07/2009
CAMPAIGN TO ELECT JIM GRAHAM	\$500.00	08/11/2010
CITIZENS FOR ADRIENNE JONES	\$1,000.00	12/15/2009
CITIZENS FOR BRIAN FELDMAN	\$1,000.00	12/07/2009
CITIZENS FOR DELORES KELLY	\$1,000.00	09/23/2009
CITIZENS FOR EMMETT BURNS	\$1,000.00	12/15/2009
CITIZENS FOR FROSH	\$1,000.00	09/23/2009
CITIZENS FOR KORN	\$1,200.00	09/23/2010
CITIZENS FOR KORN	\$1,200.00	10/26/2009
CITIZENS FOR MAGGIE MCINTOSH	\$1,000.00	01/07/2009
CITIZENS FOR PAUL PINSKY	\$6,000.00	09/23/2009
CITIZENS FOR STEVEN DEBOY	\$1,000.00	12/07/2009
COMMITTEE TO ELECT BILL DUVAL	\$3,000.00	07/12/2010
COMMITTEE TO ELECT BILL DUVAL	\$3,000.00	06/14/2010
COMMITTEE TO ELECT ERIC BROMWELL	\$1,000.00	12/07/2009
COMMITTEE TO ELECT JOHN BOHANAN	\$1,000.00	12/15/2009
COMMITTEE TO ELECT KLEMPA	\$1,000.00	02/25/2010
COMMITTEE TO ELECT KLEMPA	\$1,000.00	08/11/2010
CONTI FOR OUR COUNTY	\$1,000.00	08/31/2010
DEMOCRATIC ASSEMBLY CAMPAIGN COMMITTEE	\$15,000.00	10/26/2009
FREINDS OF BONNIE CULLISON	\$500.00	08/31/2010
FREINDS OF COURTNEY WATSON	\$2,000.00	10/18/2010
FREINDS OF JEFF WALDSTRELCHER	\$500.00	08/31/2010
FRIENDS OF AISHA BRAVEBOY	\$1,000.00	12/22/2009
FRIENDS OF ANNE HEALEY	\$2,000.00	12/07/2009
FRIENDS OF BOBBY ZIRKIN	\$1,000.00	09/23/2009
FRIENDS OF BRIAN MCHALE	\$1,000.00	12/22/2009
FRIENDS OF CAROLYN HOWARD	\$1,000.00	12/07/2009
FRIENDS OF CRAIG ZUCKER	\$1,000.00	07/14/2010
FRIENDS OF CURT ANDERSON	\$1,000.00	12/07/2009
FRIENDS OF DANA STEIN	\$1,000.00	12/07/2009
FRIENDS OF DAVID HARRINGTON	\$1,000.00	11/12/2009
FRIENDS OF DERECK DAVIS	\$1,000.00	12/07/2009

**DISCLAIMER:** The information presented in the 2011 Biennial Report was taken directly from reports of receipts and expenditures filed by the candidates and political committees; afterward formatted into the applicable graphs and charts.



**TRANSFERS TO OTHER AUTHORIZED COMMITTEES**

Mid Atlantic Regional Council of Carpenters PAC D.		Detailed Expenditures by Purpose
Payee Name	Amount of Expenditure	Date of Expenditure
FRIENDS OF DOYLE NIEMANN	\$1,000.00	12/22/2009
Friends of Hans Riemer	\$1,000.00	10/27/2010
FRIENDS OF HATTIE HARRISON	\$1,000.00	12/22/2009
Friends of Heather Mizeur	\$1,000.00	12/07/2009
FRIENDS OF JAMIE RASKIN	\$2,000.00	01/08/2009
FRIENDS OF JAY HUTCHINS	\$500.00	08/02/2010
FRIENDS OF JENNIFER TERRASA	\$1,000.00	10/18/2010
FRIENDS OF JOHN ASTLE	\$1,000.00	09/23/2009
FRIENDS OF JOSELINE PENNA-MELNYK	\$1,000.00	12/15/2009
FRIENDS OF KAREN R TOLES	\$500.00	08/31/2010
FRIENDS OF KATHY KLAUSMEIER	\$1,000.00	09/23/2009
FRIENDS OF KEN ULMAN	\$6,000.00	10/18/2010
FRIENDS OF LISA GLADDEN	\$1,000.00	09/23/2009
Friends of Marc Elrich	\$6,000.00	12/07/2009
FRIENDS OF MARTIN OMALLEY	\$1,000.00	05/18/2010
FRIENDS OF MARY KAY SIGATY	\$1,000.00	10/18/2010
FRIENDS OF MARY ANN LOVE	\$1,000.00	12/07/2009
FRIENDS OF MICHAEL VAUGHN	\$1,000.00	12/07/2009
FRIENDS OF MIKE LENETT	\$1,000.00	09/23/2009
FRIENDS OF NANCY KING	\$1,000.00	09/23/2009
FRIENDS OF NED CAREY	\$500.00	06/14/2010
FRIENDS OF NORMAN STONE	\$1,000.00	09/23/2009
FRIENDS OF PETER MURPHY	\$1,000.00	12/07/2009
FRIENDS OF ROB GARAGIOLA	\$1,000.00	09/23/2009
FRIENDS OF ROGER MANNO	\$1,000.00	01/08/2009
FRIENDS OF ROGER MANNO	\$5,000.00	09/23/2009
FRIENDS OF RUTH KIRK	\$1,000.00	12/22/2009
FRIENDS OF S NATHAN-PULLIAM	\$1,000.00	12/07/2009
FRIENDS OF SAQIB ALI	\$1,000.00	12/08/2009
FRIENDS OF SENATOR GEORGE DELLA	\$1,000.00	09/23/2009
FRIENDS OF SHEILA HIXSON	\$1,000.00	12/07/2009
FRIENDS OF SUE HECHT	\$1,000.00	12/07/2009
FRIENDS OF VERONICA TURNER	\$1,000.00	12/22/2009
FRIENDS OF WANDA SHELTON MARTIN	\$1,000.00	08/31/2010
FRIENDS OF JIM ROSAPEPE	\$1,000.00	09/23/2009

**DISCLAIMER:** The information presented in the 2011 Biennial Report was taken directly from reports of receipts and expenditures filed by the candidates and political committees; afterward formatted into the applicable graphs and charts.

**TRANSFERS TO OTHER AUTHORIZED COMMITTEES**

Mid Atlantic Regional Council of Carpenters PAC D.		Detailed Expenditures by Purpose
Payee Name	Amount of Expenditure	Date of Expenditure
GERRON LEVI IN 2009	\$1,000.00	12/07/2009
GRAY FOR MAYOR	\$2,000.00	05/24/2010
HARRY THOMAS	\$500.00	07/21/2010
KWAME FOR CHAIR	\$1,500.00	08/31/2010
MARYLANDERS FOR MIKE MILLER	\$5,000.00	09/23/2009
MARYLANDERS FOR RICHARD MADALENO	\$1,000.00	09/23/2009
MORRISSEY FOR DELEGATE COMMITTEE	\$2,500.00	09/03/2010
NUTTER FOR MAYOR	\$2,000.00	10/22/2009
PROGRESSIVE MARYLAND	\$2,000.00	08/31/2010
SENATE FOR NATHANIEL MCFADDEN	\$5,000.00	09/23/2009
SUPPORTERS OF THOMAS MIDDLETON	\$1,000.00	09/23/2009
SUPPORTERS OF ZANEB BEANS	\$1,000.00	10/18/2010
SWEENEY FOR SENATE	\$2,600.00	07/12/2010
THE CALVIN BALL TEAM	\$1,000.00	10/18/2010
THE COMMITTEE NATHANIEL EXUM	\$1,000.00	09/23/2009
West Virginia Democratic State Committee	\$5,000.00	10/26/2010
	<b>Subtotal</b>	<b>\$140,500.00</b>
	<b>Percentage of Total Expenditures</b>	<b>86.09%</b>

**OTHER EXPENDITURES, INCLUDING INDEPENDENT EXPENDITURES**

Mid Atlantic Regional Council of Carpenters PAC D.		Detailed Expenditures by Purpose
Payee Name	Amount of Expenditure	Date of Expenditure
<b>BANK CHARGE</b>		
AMALGMATED BANK	\$26.76	10/31/2010
AMALGMATED BANK	\$22.13	11/30/2010
<b>Donation to Principle Campaign Committees</b>		
DEEDS FOR VIRGINIA	\$9,999.99	07/29/2009
FRIENDS OF MARTIN OMALLEY	\$5,000.00	05/14/2009
JERRY BROWN 2010	\$6,500.00	04/24/2009
PHIL MENDELSON FOR COUNCIL	\$1,000.00	05/05/2009
	<b>Subtotal</b>	<b>\$22,548.88</b>
	<b>Percentage of Total Expenditures</b>	<b>13.82%</b>

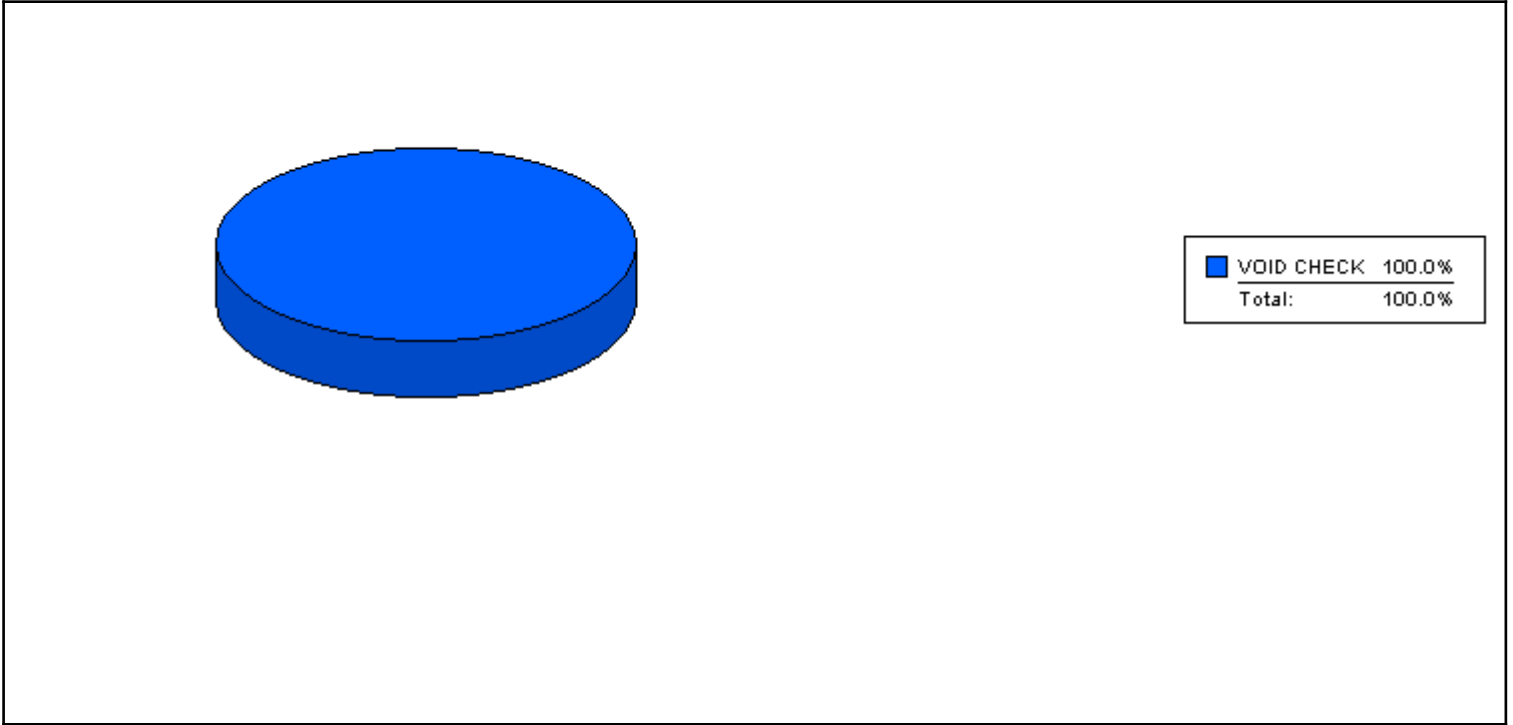
**DISCLAIMER:** The information presented in the 2011 Biennial Report was taken directly from reports of receipts and expenditures filed by the candidates and political committees; afterward formatted into the applicable graphs and charts.

**Total**      **\$163,197.31**

**DISCLAIMER:** The information presented in the 2011 Biennial Report was taken directly from reports of receipts and expenditures filed by the candidates and political committees; afterward formatted into the applicable graphs and charts.

**DC OFFICE OF CAMPAIGN FINANCE**  
**2011 Biennial Report - Political Action Committees**

**Summary of Contributions by Donor Type for  
Mid Atlantic Regional Council of Carpenters PAC D.**



Note: This Graph depicts the summary of the contributions by donor categories reported by the Mid Atlantic Regional Council of Carpenters PAC D. Principal Campaign Committee

The contributions are presented in percentage terms by donor categories, and may include each contribution received from Businesses, Corporations, Corporate Sponsored Political Action Committees, Individuals, Labor Sponsored Political Action Committees, Political Party Committees, Partnerships, and the Candidate. The summary may also note Other Receipts reported, such as Dividends, Interest, Refunds, and Rebates.

**DISCLAIMER:** The information presented in the 2011 Biennial Report was taken directly from reports of receipts and expenditures filed by the candidates and political committees; afterward formatted into the applicable graphs and charts.

**Summary of Contributions by Donor Type for  
Mid Atlantic Regional Council of Carpenters PAC D.**

<b>Donor Type</b>	<b>Received</b>
VOID CHECK	<b>\$2,000.00</b>
<b>Grand Total</b>	<b>\$2,000.00</b>

**DISCLAIMER:** The information presented in the 2011 Biennial Report was taken directly from reports of receipts and expenditures filed by the candidates and political committees; afterward formatted into the applicable graphs and charts.

**Detailed Summary of Contributions by Donor Type for  
Mid Atlantic Regional Council of Carpenters PAC D.**

<b>Donor Type</b>	<b>Name</b>	<b>Received</b>
VOID CHECK	FRIENDS OF S NATHAN PULLIAM	<b>\$1,000.00</b>
	FRIENDS OF SUE HECHT	<b>\$1,000.00</b>
	<b>Total</b>	<b>\$2,000.00</b>
<b>Grand Total</b>		<b>\$2,000.00</b>

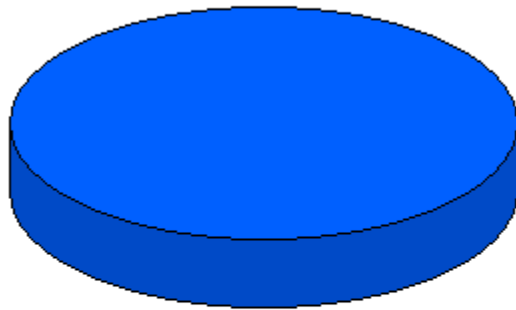
**DISCLAIMER:** The information presented in the 2011 Biennial Report was taken directly from reports of receipts and expenditures filed by the candidates and political committees; afterward formatted into the applicable graphs and charts.

Contributor Name	Amount	Date of Receipt
<b>VOID CHECK</b>		
FRIENDS OF S NATHAN PULLIAM	\$1,000.00	03/03/2010
FRIENDS OF SUE HECHT	\$1,000.00	03/03/2010
<b>Subtotal</b>	<b>\$2,000.00</b>	
<b>Percentage of Total Contributions</b>	<b>100.00%</b>	
<b>Total</b>	<b>\$2,000.00</b>	

**DISCLAIMER:** The information presented in the 2011 Biennial Report was taken directly from reports of receipts and expenditures filed by the candidates and political committees; afterward formatted into the applicable graphs and charts.

**DC OFFICE OF CAMPAIGN FINANCE**  
**2011 Biennial Report - Political Action Committees**

**Summary of Contributions by Amount for  
Mid Atlantic Regional Council of Carpenters PAC D.**



■ Contributions greater or equal to \$1000 but less or equal to \$2000	100.0%
Total:	100.0%

Note: This Graph depicts the summary of the contributions dollar amount reported by the Mid Atlantic Regional Council of Carpenters PAC D. Principal Campaign Committee

The contributions are presented in percentage terms in dollar amount, by the size of the contribution, including contribution greater than \$2000; contributions greater than or equal to \$1000 but less than or equal to \$2000; contributions greater than or equal to \$500 but less than or equal to \$1000; contributions greater than or equal to \$250 but less than or equal to \$500; contributions greater than or equal to \$100 but less than or equal to \$250; and contributions less than \$100.

**DISCLAIMER:** The information presented in the 2011 Biennial Report was taken directly from reports of receipts and expenditures filed by the candidates and political committees; afterward formatted into the applicable graphs and charts.



**Summary of Contributions by Amount for  
Mid Atlantic Regional Council of Carpenters PAC D.**

<b>Denomination Type</b>	<b>Amount Received</b>
Contributions greater or equal to \$1000 but less or equal to \$2000	<b>\$2,000.00</b>
<b>Grand Total</b>	<b>\$2,000.00</b>

**DISCLAIMER:** The information presented in the 2011 Biennial Report was taken directly from reports of receipts and expenditures filed by the candidates and political committees; afterward formatted into the applicable graphs and charts.

**Detailed Summary of Contributions by Amount for  
Mid Atlantic Regional Council of Carpenters PAC D.**

<b>Denomination Type</b>	<b>Name</b>	<b>Received</b>
Contributions greater or equal to \$1000 but less or equal to \$2000	FRIENDS OF S NATHAN PULLIAM	<b>\$1,000.00</b>
	FRIENDS OF SUE HECHT	<b>\$1,000.00</b>
	Total	<b>\$2,000.00</b>
<b>Grand Total</b>		<b>\$2,000.00</b>

**DISCLAIMER:** The information presented in the 2011 Biennial Report was taken directly from reports of receipts and expenditures filed by the candidates and political committees; afterward formatted into the applicable graphs and charts.

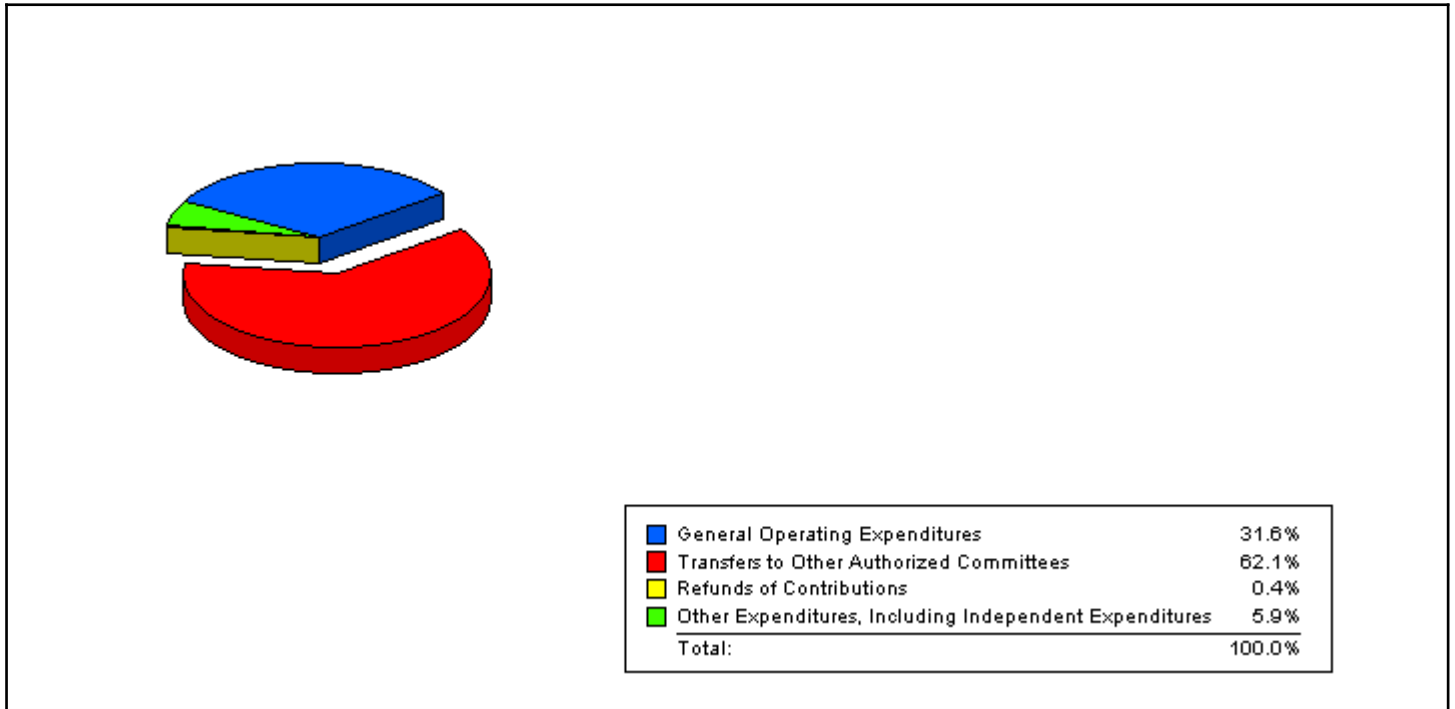
Contributor Name	Amount	Type of Contributor	Date of Receipt
<b>Contributions greater or equal to \$1000 but less or equal to \$2000</b>			
FRIENDS OF S NATHAN PULLIAM	\$1,000.00	VOID CHECK	03/03/2010
FRIENDS OF SUE HECHT	\$1,000.00	VOID CHECK	03/03/2010
<b>Subtotal</b>	<b>\$2,000.00</b>		
<b>Percentage of Total Contributions</b>	<b>100.00%</b>		
<b>Total</b>	<b>\$2,000.00</b>		

**DISCLAIMER:** The information presented in the 2011 Biennial Report was taken directly from reports of receipts and expenditures filed by the candidates and political committees; afterward formatted into the applicable graphs and charts.

# DC OFFICE OF CAMPAIGN FINANCE

## 2011 Biennial Report - Political Action Committees

### Summary of Expenditures by Purpose for Mid-Atlantic Community Fund



Note: This Graph depicts the summary of the expenditures by purpose reported by Mid-Atlantic Community Fund.

The expenditures are presented in percentage terms by General Operating Expenditures, Transfers to Other Authorized Political Committees, Loan Repayments, Refunds of Contributions, Other Expenditures, and Offsets to Receipts

- General Operating Expenditures may include each expenditure made for Accounting Services, Advertising, Bank Fees, Campaign Events/Fund Raising, Campaign Materials and Supplies, Candidate Loan Re-payment, Catering/Refreshments, Computer Supplies/Equipment, Consulting Services, Equipment Purchases/Rental, In-Kind, Office Maintenance, Office Rental, Office Supplies/Furniture, Other Loan Repayment, Petty Cash, Polling/Mailing Lists, Postage/Shipping/Courier Rates, Printing/Copying, Salary/Stipend, Telephone/Communication, Trash/Poster Removal, Travel/Vehicle Expense, Utility Expense, and other Expenses.
- Transfers to other Authorized Political Committees.
- Loan Repayments.
- Refunds of Contributions may include each contribution Refund to Individuals, Organizations, Political Party Committees, and other Political Committees (PACs).
- Other Expenditures may include all expenditures other than the afore-mentioned, which may include Independent Expenditures made by persons expressly advocating the election or defeat of a clearly identified candidate, which are made without cooperation or consultation with any candidate and/or authorized committee and/or agent of the candidate; Donations to Charities, Churches, Political Committees, Scholarship and Statehood Funds; Payments to the Internal Revenue Service and for Fines; and Tickets to Events.
- Offsets to Receipts may include Refunds, Rebates, Returned Checks, Non-Sufficient Fund Fees, and other Offsets to Operating Expenditures.

**DISCLAIMER:** The information presented in the 2011 Biennial Report was taken directly from reports of receipts and expenditures filed by the candidates and political committees; afterward formatted into the applicable graphs and charts.

**Summary of Expenditures by Purpose for  
Mid-Atlantic Community Fund**

<b>Purpose</b>	<b>Total Expenditure</b>
General Operating Expenditures	<b>\$37,835.63</b>
Transfers to Other Authorized Committees	<b>\$74,250.00</b>
Refunds of Contributions	<b>\$500.00</b>
Other Expenditures, Including Independent Expenditures	<b>\$7,000.00</b>
<b>Grand Total</b>	<b>\$119,585.63</b>

**DISCLAIMER:** The information presented in the 2011 Biennial Report was taken directly from reports of receipts and expenditures filed by the candidates and political committees; afterward formatted into the applicable graphs and charts.

## General Operating Expenditures

Purpose	Total Expenditures
Bank Fees	\$50.00
Fund-raiser	\$22,689.44
Rental	\$15,096.19
<b>Total</b>	<b>\$37,835.63</b>

**DISCLAIMER:** The information presented in the 2011 Biennial Report was taken directly from reports of receipts and expenditures filed by the candidates and political committees; afterward formatted into the applicable graphs and charts.

**Detailed Summary of Expenditures by Purpose for  
Mid-Atlantic Community Fund  
General Operating Expenditures**

<b>Purpose</b>	<b>Payee</b>	<b>Amount Spent</b>
Bank Fees	PNC Bank	<b>\$50.00</b>
	<b>Total</b>	<b>\$50.00</b>
Fund-raiser	Hyatt Regency	<b>\$1,500.00</b>
	K & R Industries	<b>\$561.25</b>
	Mid Atlantic Regional Organizing Coalition	<b>\$20,628.19</b>
	<b>Total</b>	<b>\$22,689.44</b>
Rental	Washington Court Hotel	<b>\$15,096.19</b>
	<b>Total</b>	<b>\$15,096.19</b>
<b>Grand Total</b>		<b>\$37,835.63</b>

**DISCLAIMER:** The information presented in the 2011 Biennial Report was taken directly from reports of receipts and expenditures filed by the candidates and political committees; afterward formatted into the applicable graphs and charts.

**Detailed Summary of Expenditures by Purpose for  
Mid-Atlantic Community Fund  
Transfers to Other Authorized Committees**

<b>Purpose</b>	<b>Payee</b>	<b>Amount Spent</b>
Transfer	(Phil) Mendelson for Council 2010	<b>\$1,000.00</b>
	A Strong Majority PAC	<b>\$10,000.00</b>
	Adam Ebbin for House of Delegates	<b>\$500.00</b>
	Bob Brink for Delegate	<b>\$500.00</b>
	Citizen for Bill Ferguson	<b>\$1,000.00</b>
	Comm. to Elect Jason Hershman	<b>\$1,000.00</b>
	David Marsden for Senate	<b>\$10,000.00</b>
	Deeds for Virginia	<b>\$3,000.00</b>
	Eileen Filler-Corn for Delegate	<b>\$5,000.00</b>
	Fenty 2010	<b>\$2,000.00</b>
	Friends of Brian Bailey	<b>\$1,000.00</b>
	Friends of Hans Riemer	<b>\$2,000.00</b>
	Friends of James C. Hale	<b>\$2,000.00</b>
	Friends of Kelly Burk	<b>\$250.00</b>
	Friends of Kirill Resnick	<b>\$2,000.00</b>
	Friends of Nancy King	<b>\$2,000.00</b>
	Friends of Patrick Hope	<b>\$1,000.00</b>
	Friends of Roger Manno	<b>\$2,000.00</b>
	Greg Tucker for State Senate 1022	<b>\$1,000.00</b>
	Invest in Virginia PAC	<b>\$2,500.00</b>
	Kevin Kamenetz for Baltimore County	<b>\$6,000.00</b>
	Madonna (Brennan) for Maryland	<b>\$3,000.00</b>
	Mary Cheh 2010	<b>\$500.00</b>
	MD House Democratic Comm.	<b>\$2,000.00</b>
	Steve Shannon for Attorney General	<b>\$5,000.00</b>
	VA Democratic Party	<b>\$2,500.00</b>
Wagner for Lt. Governor	<b>\$5,000.00</b>	

**DISCLAIMER:** The information presented in the 2011 Biennial Report was taken directly from reports of receipts and expenditures filed by the candidates and political committees; afterward formatted into the applicable graphs and charts.



Transfer	Wanda Shelton-Martin for Delegate	<b>\$500.00</b>
	<b>Total</b>	<b>\$74,250.00</b>
<b>Grand Total</b>		<b>\$74,250.00</b>

**DISCLAIMER:** The information presented in the 2011 Biennial Report was taken directly from reports of receipts and expenditures filed by the candidates and political committees; afterward formatted into the applicable graphs and charts.

**Detailed Summary of Expenditures by Purpose for  
Mid-Atlantic Community Fund  
Refunds of Contributions**

<b>Purpose</b>	<b>Payee</b>	<b>Amount Spent</b>
Refund	LVI Demolition	<b>\$500.00</b>
	<b>Total</b>	<b>\$500.00</b>
<b>Grand Total</b>		<b>\$500.00</b>

**DISCLAIMER:** The information presented in the 2011 Biennial Report was taken directly from reports of receipts and expenditures filed by the candidates and political committees; afterward formatted into the applicable graphs and charts.

**Detailed Summary of Expenditures by Purpose for  
Mid-Atlantic Community Fund  
Other Expenditures, Including Independent Expenditures**

<b>Purpose</b>	<b>Payee</b>	<b>Amount Spent</b>
Donation to Other Political Committees	Madonna (Brennan) for Maryland	<b>\$1,500.00</b>
	<b>Total</b>	<b>\$1,500.00</b>
Political Contribution	Chris Zimmerman for County Board	<b>\$500.00</b>
	Ebbin for Delegate	<b>\$1,000.00</b>
	Friends of Martin O'Malley	<b>\$2,500.00</b>
	Friends of William cole 1031	<b>\$1,000.00</b>
	Saslaw for State Senate	<b>\$500.00</b>
	<b>Total</b>	<b>\$5,500.00</b>
<b>Grand Total</b>		<b>\$7,000.00</b>

**DISCLAIMER:** The information presented in the 2011 Biennial Report was taken directly from reports of receipts and expenditures filed by the candidates and political committees; afterward formatted into the applicable graphs and charts.

**GENERAL OPERATING EXPENDITURES**

Mid-Atlantic Community Fund		Detailed Expenditures by Purpose	
Payee Name	Amount of Expenditure	Date of Expenditure	
<b>Bank Fees</b>			
PNC Bank	\$50.00	04/28/2010	
<b>Fund-raiser</b>			
Hyatt Regency	\$1,500.00	02/02/2010	
K & R Industries	\$561.25	04/07/2010	
Mid Atlantic Regional Organizing Coalition	\$20,628.19	05/07/2010	
<b>Rental</b>			
Washington Court Hotel	\$15,096.19	01/07/2009	
	<b>Subtotal</b>	<b>\$37,835.63</b>	
	<b>Percentage of Total Expenditures</b>	<b>31.64%</b>	

**DISCLAIMER:** The information presented in the 2011 Biennial Report was taken directly from reports of receipts and expenditures filed by the candidates and political committees; afterward formatted into the applicable graphs and charts.

**TRANSFERS TO OTHER AUTHORIZED COMMITTEES**

Mid-Atlantic Community Fund		Detailed Expenditures by Purpose
Payee Name	Amount of Expenditure	Date of Expenditure
<b>Transfer</b>		
(Phil) Mendelson for Council 2010	\$1,000.00	08/01/2009
A Strong Majority PAC	\$10,000.00	10/14/2009
Adam Ebbin for House of Delegates	\$500.00	10/16/2009
Bob Brink for Delegate	\$500.00	10/14/2009
Citizen for Bill Ferguson	\$1,000.00	09/02/2010
Comm. to Elect Jason Hershman	\$1,000.00	02/19/2010
David Marsden for Senate	\$10,000.00	12/14/2009
Deeds for Virginia	\$3,000.00	10/14/2009
Eileen Filler-Corn for Delegate	\$5,000.00	02/18/2010
Fenty 2010	\$2,000.00	04/24/2009
Friends of Brian Bailey	\$1,000.00	09/02/2010
Friends of Hans Riemer	\$2,000.00	09/02/2010
Friends of James C. Hale	\$1,000.00	10/13/2010
Friends of James C. Hale	\$1,000.00	05/12/2010
Friends of Kelly Burk	\$250.00	05/25/2010
Friends of Kirill Resnick	\$2,000.00	09/02/2010
Friends of Nancy King	\$2,000.00	09/02/2010
Friends of Patrick Hope	\$1,000.00	05/11/2010
Friends of Roger Manno	\$2,000.00	09/02/2010
Greg Tucker for State Senate 1022	\$1,000.00	04/20/2010
Invest in Virginia PAC	\$2,500.00	10/14/2009
Kevin Kamenetz for Baltimore County	\$6,000.00	10/13/2010
Madonna (Brennan) for Maryland	\$3,000.00	09/09/2010
Mary Cheh 2010	\$500.00	08/01/2009
MD House Democratic Comm.	\$2,000.00	05/11/2010
Steve Shannon for Attorney General	\$5,000.00	10/16/2009
VA Democratic Party	\$2,500.00	02/24/2010
Wagner for Lt. Governor	\$5,000.00	10/14/2009
Wanda Shelton-Martin for Delegate	\$500.00	05/12/2010
	<b>Subtotal</b>	<b>\$74,250.00</b>
	<b>Percentage of Total Expenditures</b>	<b>62.09%</b>

**DISCLAIMER:** The information presented in the 2011 Biennial Report was taken directly from reports of receipts and expenditures filed by the candidates and political committees; afterward formatted into the applicable graphs and charts.

**REFUNDS OF CONTRIBUTIONS**

Mid-Atlantic Community Fund		Detailed Expenditures by Purpose	
Payee Name	Amount of Expenditure	Date of Expenditure	
<b>Refund</b>			
LVI Demolition	\$500.00	04/28/2010	
	<b>Subtotal</b>	<b>\$500.00</b>	
	<b>Percentage of Total Expenditures</b>	<b>0.42%</b>	

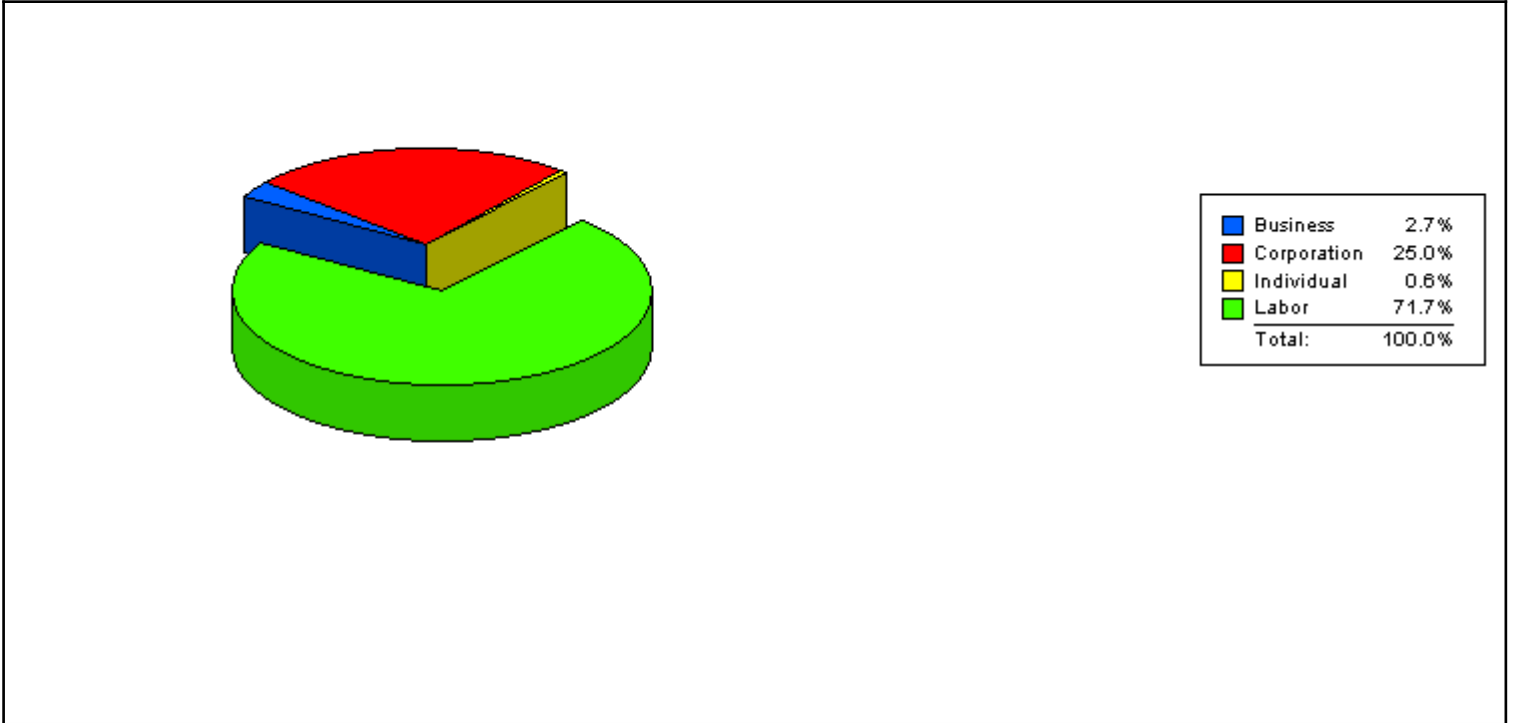
**OTHER EXPENDITURES, INCLUDING INDEPENDENT EXPENDITURES**

Mid-Atlantic Community Fund		Detailed Expenditures by Purpose	
Payee Name	Amount of Expenditure	Date of Expenditure	
<b>Donation to Other Political Committees</b>			
Madonna (Brennan) for Maryland	\$1,500.00	11/01/2010	
<b>Political Contribution</b>			
Chris Zimmerman for County Board	\$500.00	07/21/2010	
Ebbin for Delegate	\$1,000.00	07/21/2010	
Friends of Martin O'Malley	\$2,500.00	06/17/2010	
Friends of William cole 1031	\$1,000.00	06/21/2010	
Saslaw for State Senate	\$500.00	07/21/2010	
	<b>Subtotal</b>	<b>\$7,000.00</b>	
	<b>Percentage of Total Expenditures</b>	<b>5.85%</b>	
	<b>Total</b>	<b>\$119,585.63</b>	

**DISCLAIMER:** The information presented in the 2011 Biennial Report was taken directly from reports of receipts and expenditures filed by the candidates and political committees; afterward formatted into the applicable graphs and charts.

**DC OFFICE OF CAMPAIGN FINANCE**  
**2011 Biennial Report - Political Action Committees**

**Summary of Contributions by Donor Type for  
Mid-Atlantic Community Fund**



Note: This Graph depicts the summary of the contributions by donor categories reported by the Mid-Atlantic Community Fund Principal Campaign Committee

The contributions are presented in percentage terms by donor categories, and may include each contribution received from Businesses, Corporations, Corporate Sponsored Political Action Committees, Individuals, Labor Sponsored Political Action Committees, Political Party Committees, Partnerships, and the Candidate. The summary may also note Other Receipts reported, such as Dividends, Interest, Refunds, and Rebates.

**DISCLAIMER:** The information presented in the 2011 Biennial Report was taken directly from reports of receipts and expenditures filed by the candidates and political committees; afterward formatted into the applicable graphs and charts.

## Summary of Contributions by Donor Type for Mid-Atlantic Community Fund

<b>Donor Type</b>	<b>Received</b>
Business	<b>\$3,000.00</b>
Corporation	<b>\$27,500.00</b>
Individual	<b>\$700.00</b>
Labor	<b>\$78,900.00</b>
<b>Grand Total</b>	<b>\$110,100.00</b>

**DISCLAIMER:** The information presented in the 2011 Biennial Report was taken directly from reports of receipts and expenditures filed by the candidates and political committees; afterward formatted into the applicable graphs and charts.



**Detailed Summary of Contributions by Donor Type for  
Mid-Atlantic Community Fund**

<b>Donor Type</b>	<b>Name</b>	<b>Received</b>
Business	ARC Construction	<b>\$500.00</b>
	Butsavage & Associates, PC	<b>\$1,000.00</b>
	Joel P. Trigiani	<b>\$750.00</b>
	Perry N. Blackman, CPA	<b>\$750.00</b>
	<b>Total</b>	<b>\$3,000.00</b>
Corporation	AFL-CIO Investment Trust Corp	<b>\$500.00</b>
	Buch Construction, Inc.	<b>\$500.00</b>
	Bynum Consulting Group, Inc.	<b>\$2,500.00</b>
	Chartwell Investment Partners	<b>\$500.00</b>
	Clark Resources, Inc.	<b>\$5,000.00</b>
	Columbia Partners	<b>\$1,000.00</b>
	CS McKee	<b>\$2,500.00</b>
	Fifth Third Asset Management	<b>\$750.00</b>
	Hale & Associates, LLC	<b>\$500.00</b>
	Haley & Associates, LLC	<b>\$750.00</b>
	Johnston Asset Management Corp.	<b>\$1,000.00</b>
	K & R Industries	<b>\$1,000.00</b>
	LSG Strategies Services Corp.	<b>\$2,500.00</b>
	LVI Environmental Services, Inc.	<b>\$500.00</b>
	NEPC, LLC	<b>\$500.00</b>
	Sierra Investment Partners, Inc.	<b>\$1,000.00</b>
	Toal, Griffith, Ayers & Kullman	<b>\$500.00</b>
	ULLICO Management Co.	<b>\$5,000.00</b>
	Wedge Capital Management	<b>\$500.00</b>
	Willie's Home Improvement & Painting	<b>\$500.00</b>
<b>Total</b>	<b>\$27,500.00</b>	
Individual	Ford, Steven	<b>\$200.00</b>
	Zillion, Jerry	<b>\$500.00</b>
	<b>Total</b>	<b>\$700.00</b>

**DISCLAIMER:** The information presented in the 2011 Biennial Report was taken directly from reports of receipts and expenditures filed by the candidates and political committees; afterward formatted into the applicable graphs and charts.

Labor	Balt./Wash. Construction & Public Employees	\$1,500.00
	Balt./Wash. Construction & Public Employees C	\$5,000.00
	Cons, & General Laborers Local 1174	\$650.00
	Cons. & Gen. Laborers Local 657	\$5,000.00
	Cons. & Master Laborers Local 11	\$5,000.00
	IUOE Local 542	\$1,250.00
	Laborers Dist. Council	\$5,000.00
	Laborers Dist. Council of Philadelphia	\$10,000.00
	Laborers Health & Safety Fund of N.A.	\$5,000.00
	Laborers Local 710	\$5,000.00
	Laborers Mid-Atlantic Regional Organizing Coa	\$5,000.00
	LECET	\$2,500.00
	LiUNA	\$5,000.00
	LiUNA Local 332	\$5,000.00
	Mid Atlantic LECET	\$5,000.00
	Public Services Employees Local 572	\$2,500.00
	UFCW Local 400 ABC PAC	\$5,000.00
	Western PA Laborers' Political Action Fund	\$5,000.00
	Working Families PAC	\$500.00
	<b>Total</b>	<b>\$78,900.00</b>
<b>Grand Total</b>		<b>\$110,100.00</b>

**DISCLAIMER:** The information presented in the 2011 Biennial Report was taken directly from reports of receipts and expenditures filed by the candidates and political committees; afterward formatted into the applicable graphs and charts.

Mid-Atlantic Community Fund	Detailed Contributions by Donor Type	
-----------------------------	--------------------------------------	--

Contributor Name	Amount	Date of Receipt
------------------	--------	-----------------

**Business**

ARC Construction	\$500.00	03/23/2010
Butsavage & Associates, PC	\$1,000.00	03/16/2010
Joel P. Trigiani	\$750.00	03/16/2010
Perry N. Blackman, CPA	\$750.00	03/15/2010

**Subtotal** **\$3,000.00**

**Percentage of Total Contributions** **2.72%**

Mid-Atlantic Community Fund	Detailed Contributions by Donor Type	
-----------------------------	--------------------------------------	--

Contributor Name	Amount	Date of Receipt
------------------	--------	-----------------

**Corporation**

AFL-CIO Investment Trust Corp	\$500.00	03/26/2010
Buch Construction, Inc.	\$500.00	03/22/2010
Bynum Consulting Group, Inc.	\$2,500.00	09/14/2010
Chartwell Investment Partners	\$500.00	03/25/2010
Clark Resources, Inc.	\$5,000.00	03/25/2010
Columbia Partners	\$1,000.00	07/21/2010
CS McKee	\$2,500.00	04/07/2010
Fifth Third Asset Management	\$750.00	04/13/2010
Hale & Associates, LLC	\$500.00	03/22/2010
Haley & Associates, LLC	\$750.00	03/16/2010
Johnston Asset Management Corp.	\$1,000.00	03/16/2010
K & R Industries	\$1,000.00	03/22/2010
LSG Strategies Services Corp.	\$2,500.00	09/14/2010
LVI Environmental Services, Inc.	\$500.00	04/07/2010
NEPC, LLC	\$500.00	03/29/2010
Sierra Investment Partners, Inc.	\$1,000.00	03/16/2010
Toal, Griffith, Ayers & Kullman	\$500.00	03/29/2010
ULLICO Management Co.	\$5,000.00	03/25/2010
Wedge Capital Management	\$500.00	03/15/2010
Willie's Home Improvement & Painting	\$500.00	10/18/2010

**Subtotal** **\$27,500.00**

**Percentage of Total Contributions** **24.98%**

**DISCLAIMER:** The information presented in the 2011 Biennial Report was taken directly from reports of receipts and expenditures filed by the candidates and political committees; afterward formatted into the applicable graphs and charts.

Mid-Atlantic Community Fund	Detailed Contributions by Donor Type	
-----------------------------	--------------------------------------	--

Contributor Name	Amount	Date of Receipt
------------------	--------	-----------------

**Individual**

Ford, Steven	\$200.00	03/19/2010
Zillion, Jerry	\$500.00	03/23/2010

**Subtotal** **\$700.00**

**Percentage of Total Contributions** **0.64%**

Mid-Atlantic Community Fund	Detailed Contributions by Donor Type	
-----------------------------	--------------------------------------	--

Contributor Name	Amount	Date of Receipt
------------------	--------	-----------------

**Labor**

Balt./Wash. Construction & Public Employees	\$1,500.00	11/17/2010
Balt./Wash. Construction & Public Employees C	\$5,000.00	03/22/2010
Cons. & General Laborers Local 1174	\$650.00	03/26/2010
Cons. & Gen. Laborers Local 657	\$5,000.00	03/16/2010
Cons. & Master Laborers Local 11	\$5,000.00	03/17/2010
IUOE Local 542	\$1,250.00	03/16/2010
Laborers Dist. Council	\$5,000.00	03/16/2010
Laborers Dist. Council of Philadelphia	\$10,000.00	03/18/2010
Laborers Health & Safety Fund of N.A.	\$5,000.00	03/26/2010
Laborers Local 710	\$5,000.00	03/18/2010
Laborers Mid-Atlantic Regional Organizing Coa	\$5,000.00	03/23/2010
LECET	\$2,500.00	04/07/2010
LiUNA	\$5,000.00	03/22/2010
LiUNA Local 332	\$5,000.00	03/23/2010
Mid Atlantic LECET	\$5,000.00	03/23/2010
Public Services Employees Local 572	\$2,500.00	03/24/2010
UFCW Local 400 ABC PAC	\$5,000.00	10/11/2010
Western PA Laborers' Political Action Fund	\$5,000.00	03/16/2010
Working Families PAC	\$500.00	03/25/2010

**Subtotal** **\$78,900.00**

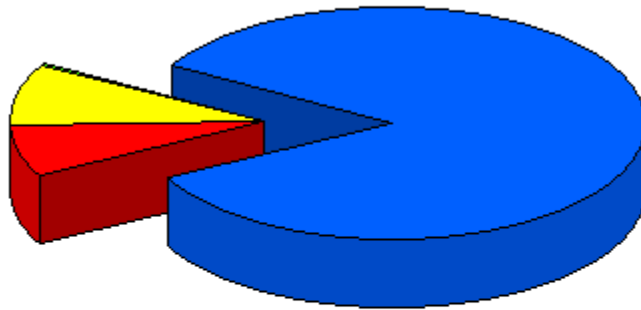
**Percentage of Total Contributions** **71.66%**

**Total** **\$110,100.00**

**DISCLAIMER:** The information presented in the 2011 Biennial Report was taken directly from reports of receipts and expenditures filed by the candidates and political committees; afterward formatted into the applicable graphs and charts.

**DC OFFICE OF CAMPAIGN FINANCE**  
**2011 Biennial Report - Political Action Committees**

**Summary of Contributions by Amount for  
Mid-Atlantic Community Fund**



Contributions Greater than \$2000	84.0%
Contributions greater or equal to \$1000 but less or equal to \$2000	7.0%
Contributions Greater than or equal to \$500 but less than \$1000	8.8%
Contributions Greater than or equal to \$100 but less than \$250	0.2%
Total:	100.0%

Note: This Graph depicts the summary of the contributions dollar amount reported by the Mid-Atlantic Community Fund Principal Campaign Committee

The contributions are presented in percentage terms in dollar amount, by the size of the contribution, including contribution greater than \$2000; contributions greater than or equal to \$1000 but less than or equal to \$2000; contributions greater than or equal to \$500 but less than or equal to \$1000; contributions greater than or equal to \$250 but less than or equal to \$500; contributions greater than or equal to \$100 but less than or equal to \$250; and contributions less than \$100.

**DISCLAIMER:** The information presented in the 2011 Biennial Report was taken directly from reports of receipts and expenditures filed by the candidates and political committees; afterward formatted into the applicable graphs and charts.

## **Summary of Contributions by Amount for Mid-Atlantic Community Fund**

<b>Denomination Type</b>	<b>Amount Received</b>
Contributions Greater than \$2000	<b>\$92,500.00</b>
Contributions greater or equal to \$1000 but less or equal to \$2000	<b>\$7,750.00</b>
Contributions greater than or equal to \$500 but less than \$1000	<b>\$9,650.00</b>
Contributions greater than or equal to \$100 but less than \$250	<b>\$200.00</b>
<b>Grand Total</b>	<b>\$110,100.00</b>

**DISCLAIMER:** The information presented in the 2011 Biennial Report was taken directly from reports of receipts and expenditures filed by the candidates and political committees; afterward formatted into the applicable graphs and charts.

## Detailed Summary of Contributions by Amount for Mid-Atlantic Community Fund

Denomination Type	Name	Received
Contributions Greater than \$2000	Balt./Wash. Construction & Public Employees C	\$5,000.00
	Bynum Consulting Group, Inc.	\$2,500.00
	Clark Resources, Inc.	\$5,000.00
	Cons. & Gen. Laborers Local 657	\$5,000.00
	Cons. & Master Laborers Local 11	\$5,000.00
	CS McKee	\$2,500.00
	Laborers Dist. Council of Philadelphia	\$10,000.00
	Laborers Dist. Council	\$5,000.00
	Laborers Health & Safety Fund of N.A.	\$5,000.00
	Laborers Local 710	\$5,000.00
	Laborers Mid-Atlantic Regional Organizing Co	\$5,000.00
	LECET	\$2,500.00
	LiUNA Local 332	\$5,000.00
	LiUNA	\$5,000.00
	LSG Strategies Services Corp.	\$2,500.00
	Mid Atlantic LECET	\$5,000.00
	Public Services Employees Local 572	\$2,500.00
	UFCW Local 400 ABC PAC	\$5,000.00
	ULLICO Management Co.	\$5,000.00
	Western PA Laborers' Political Action Fund	\$5,000.00
Total	<b>\$92,500.00</b>	
Contributions greater or equal to \$1000 but less or equal to \$2000	Balt./Wash. Construction & Public Employees	\$1,500.00
	Butsavage & Associates, PC	\$1,000.00
	Columbia Partners	\$1,000.00
	IUOE Local 542	\$1,250.00
	Johnston Asset Management Corp.	\$1,000.00
	K & R Industries	\$1,000.00
	Sierra Investment Partners, Inc.	\$1,000.00
	Total	<b>\$7,750.00</b>

**DISCLAIMER:** The information presented in the 2011 Biennial Report was taken directly from reports of receipts and expenditures filed by the candidates and political committees; afterward formatted into the applicable graphs and charts.

Contributions greater than or equal to \$500 but less than \$1000	AFL-CIO Investment Trust Corp	\$500.00
	ARC Construction	\$500.00
	Buch Construction, Inc.	\$500.00
	Chartwell Investment Partners	\$500.00
	Cons, & General Laborers Local 1174	\$650.00
	Fifth Third Asset Management	\$750.00
	Hale & Associates, LLC	\$500.00
	Haley & Associates, LLC	\$750.00
	Joel P. Trigiani	\$750.00
	LVI Environmental Services, Inc.	\$500.00
	NEPC, LLC	\$500.00
	Perry N. Blackman, CPA	\$750.00
	Toal, Griffith, Ayers & Kullman	\$500.00
	Wedge Capital Management	\$500.00
	Willie's Home Improvement & Painting	\$500.00
	Working Families PAC	\$500.00
Zillion, Jerry	\$500.00	
Total	\$9,650.00	
Contributions greater than or equal to \$100 but less than \$250	Ford, Steven	\$200.00
	Total	\$200.00
<b>Grand Total</b>		<b>\$110,100.00</b>

**DISCLAIMER:** The information presented in the 2011 Biennial Report was taken directly from reports of receipts and expenditures filed by the candidates and political committees; afterward formatted into the applicable graphs and charts.



Contributor Name	Amount	Type of Contributor	Date of Receipt
<b>Contributions Greater than \$2000</b>			
Balt./Wash. Construction & Public Employees C	\$5,000.00	Labor	03/22/2010
Bynum Consulting Group, Inc.	\$2,500.00	Corporation	09/14/2010
Clark Resources, Inc.	\$5,000.00	Corporation	03/25/2010
Cons. & Gen. Laborers Local 657	\$5,000.00	Labor	03/16/2010
Cons. & Master Laborers Local 11	\$5,000.00	Labor	03/17/2010
CS McKee	\$2,500.00	Corporation	04/07/2010
Laborers Dist. Council	\$5,000.00	Labor	03/16/2010
Laborers Dist. Council of Philadelphia	\$10,000.00	Labor	03/18/2010
Laborers Health & Safety Fund of N.A.	\$5,000.00	Labor	03/26/2010
Laborers Local 710	\$5,000.00	Labor	03/18/2010
Laborers Mid-Atlantic Regional Organizing Coa	\$5,000.00	Labor	03/23/2010
LECET	\$2,500.00	Labor	04/07/2010
LiUNA	\$5,000.00	Labor	03/22/2010
LiUNA Local 332	\$5,000.00	Labor	03/23/2010
LSG Strategies Services Corp.	\$2,500.00	Corporation	09/14/2010
Mid Atlantic LECET	\$5,000.00	Labor	03/23/2010
Public Services Employees Local 572	\$2,500.00	Labor	03/24/2010
UFCW Local 400 ABC PAC	\$5,000.00	Labor	10/11/2010
ULLICO Management Co.	\$5,000.00	Corporation	03/25/2010
Western PA Laborers' Political Action Fund	\$5,000.00	Labor	03/16/2010
<b>Subtotal</b>	<b>\$92,500.00</b>		
<b>Percentage of Total Contributions</b>	<b>84.01%</b>		

**DISCLAIMER:** The information presented in the 2011 Biennial Report was taken directly from reports of receipts and expenditures filed by the candidates and political committees; afterward formatted into the applicable graphs and charts.

Contributor Name	Amount	Type of Contributor	Date of Receipt
------------------	--------	---------------------	-----------------

**Contributions greater or equal to \$1000 but less or equal to \$2000**

Balt./Wash. Construction & Public Employees	\$1,500.00	Labor	11/17/2010
Butsavage & Associates, PC	\$1,000.00	Business	03/16/2010
Columbia Partners	\$1,000.00	Corporation	07/21/2010
IUOE Local 542	\$1,250.00	Labor	03/16/2010
Johnston Asset Management Corp.	\$1,000.00	Corporation	03/16/2010
K & R Industries	\$1,000.00	Corporation	03/22/2010
Sierra Investment Partners, Inc.	\$1,000.00	Corporation	03/16/2010

**Subtotal** **\$7,750.00**

**Percentage of Total Contributions** **7.04%**

Contributor Name	Amount	Type of Contributor	Date of Receipt
------------------	--------	---------------------	-----------------

**Contributions Greater than or equal to \$500 but less than \$1000**

AFL-CIO Investment Trust Corp	\$500.00	Corporation	03/26/2010
ARC Construction	\$500.00	Business	03/23/2010
Buch Construction, Inc.	\$500.00	Corporation	03/22/2010
Chartwell Investment Partners	\$500.00	Corporation	03/25/2010
Cons. & General Laborers Local 1174	\$650.00	Labor	03/26/2010
Fifth Third Asset Management	\$750.00	Corporation	04/13/2010
Hale & Associates, LLC	\$500.00	Corporation	03/22/2010
Haley & Associates, LLC	\$750.00	Corporation	03/16/2010
Joel P. Trigiani	\$750.00	Business	03/16/2010
LVI Environmental Services, Inc.	\$500.00	Corporation	04/07/2010
NEPC, LLC	\$500.00	Corporation	03/29/2010
Perry N. Blackman, CPA	\$750.00	Business	03/15/2010
Toal, Griffith, Ayers & Kullman	\$500.00	Corporation	03/29/2010
Wedge Capital Management	\$500.00	Corporation	03/15/2010
Willie's Home Improvement & Painting	\$500.00	Corporation	10/18/2010
Working Families PAC	\$500.00	Labor	03/25/2010
Zillion, Jerry	\$500.00	Individual	03/23/2010

**Subtotal** **\$9,650.00**

**Percentage of Total Contributions** **8.76%**

**DISCLAIMER:** The information presented in the 2011 Biennial Report was taken directly from reports of receipts and expenditures filed by the candidates and political committees; afterward formatted into the applicable graphs and charts.

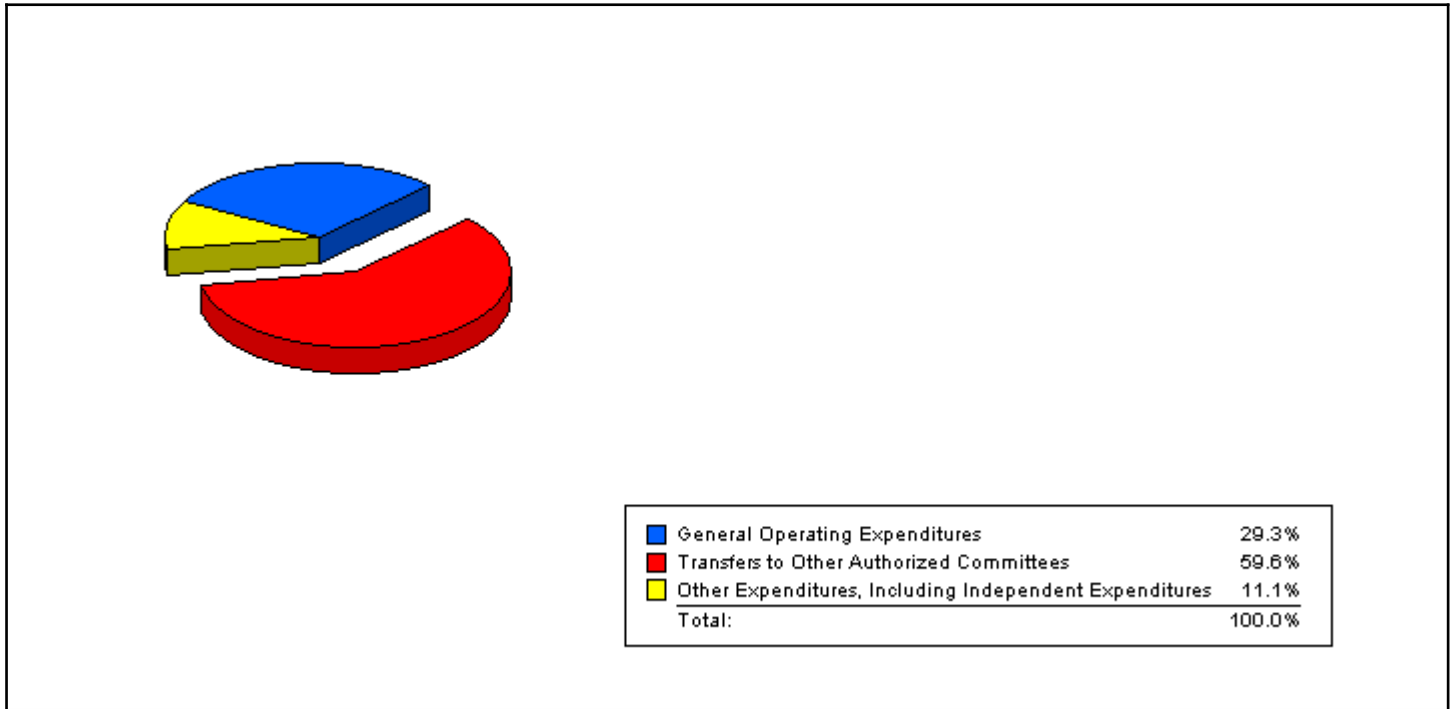
Contributor Name	Amount	Type of Contributor	Date of Receipt
<b>Contributions Greater than or equal to \$100 but less than \$250</b>			
Ford, Steven	\$200.00	Individual	03/19/2010
<b>Subtotal</b>	<b>\$200.00</b>		
<b>Percentage of Total Contributions</b>	<b>0.18%</b>		
<b>Total</b>	<b>\$110,100.00</b>		

**DISCLAIMER:** The information presented in the 2011 Biennial Report was taken directly from reports of receipts and expenditures filed by the candidates and political committees; afterward formatted into the applicable graphs and charts.

# DC OFFICE OF CAMPAIGN FINANCE

## 2011 Biennial Report - Political Action Committees

### Summary of Expenditures by Purpose for Mid-Atlantic Political Action Committee



Note: This Graph depicts the summary of the expenditures by purpose reported by Mid-Atlantic Political Action Committee.

The expenditures are presented in percentage terms by General Operating Expenditures, Transfers to Other Authorized Political Committees, Loan Repayments, Refunds of Contributions, Other Expenditures, and Offsets to Receipts

- General Operating Expenditures may include each expenditure made for Accounting Services, Advertising, Bank Fees, Campaign Events/Fund Raising, Campaign Materials and Supplies, Candidate Loan Re-payment, Catering/Refreshments, Computer Supplies/Equipment, Consulting Services, Equipment Purchases/Rental, In-Kind, Office Maintenance, Office Rental, Office Supplies/Furniture, Other Loan Repayment, Petty Cash, Polling/Mailing Lists, Postage/Shipping/Courier Rates, Printing/Copying, Salary/Stipend, Telephone/Communication, Trash/Poster Removal, Travel/Vehicle Expense, Utility Expense, and other Expenses.
- Transfers to other Authorized Political Committees.
- Loan Repayments.
- Refunds of Contributions may include each contribution Refund to Individuals, Organizations, Political Party Committees, and other Political Committees (PACs).
- Other Expenditures may include all expenditures other than the afore-mentioned, which may include Independent Expenditures made by persons expressly advocating the election or defeat of a clearly identified candidate, which are made without cooperation or consultation with any candidate and/or authorized committee and/or agent of the candidate; Donations to Charities, Churches, Political Committees, Scholarship and Statehood Funds; Payments to the Internal Revenue Service and for Fines; and Tickets to Events.
- Offsets to Receipts may include Refunds, Rebates, Returned Checks, Non-Sufficient Fund Fees, and other Offsets to Operating Expenditures.

**DISCLAIMER:** The information presented in the 2011 Biennial Report was taken directly from reports of receipts and expenditures filed by the candidates and political committees; afterward formatted into the applicable graphs and charts.

**Summary of Expenditures by Purpose for  
Mid-Atlantic Political Action Committee**

<b>Purpose</b>	<b>Total Expenditure</b>
General Operating Expenditures	<b>\$56,812.57</b>
Transfers to Other Authorized Committees	<b>\$115,500.00</b>
Other Expenditures, Including Independent Expenditures	<b>\$21,500.00</b>
<b>Grand Total</b>	<b>\$193,812.57</b>

**DISCLAIMER:** The information presented in the 2011 Biennial Report was taken directly from reports of receipts and expenditures filed by the candidates and political committees; afterward formatted into the applicable graphs and charts.

## General Operating Expenditures

<b>Purpose</b>	<b>Total Expenditures</b>
Bank Fees	<b>\$1,032.80</b>
Catering/Refreshments	<b>\$28,566.31</b>
Consultant/Salary/Stipend	<b>\$14,318.00</b>
Fund-raiser	<b>\$8,676.39</b>
Petty Cash	<b>\$1,000.00</b>
Phone Bill	<b>\$803.25</b>
Postage	<b>\$192.95</b>
Printing	<b>\$1,041.87</b>
Supplies	<b>\$1,035.00</b>
Travel	<b>\$146.00</b>
<b>Total</b>	<b>\$56,812.57</b>

**DISCLAIMER:** The information presented in the 2011 Biennial Report was taken directly from reports of receipts and expenditures filed by the candidates and political committees; afterward formatted into the applicable graphs and charts.

**Detailed Summary of Expenditures by Purpose for  
Mid-Atlantic Political Action Committee  
General Operating Expenditures**

<b>Purpose</b>	<b>Payee</b>	<b>Amount Spent</b>
Bank Fees	Bank of America	<b>\$105.02</b>
	Wachovia Bank	<b>\$927.78</b>
	<b>Total</b>	<b>\$1,032.80</b>
Catering/Refreshments	Aramark Sports & Entertainment	<b>\$22,648.50</b>
	Baltimore Orioles	<b>\$512.00</b>
	Lewis, John	<b>\$500.00</b>
	Main Line Trophies	<b>\$86.81</b>
	The Baltimore Orioles	<b>\$4,819.00</b>
	<b>Total</b>	<b>\$28,566.31</b>
Consultant/Salary/Stipend	Bond Beebe	<b>\$1,070.00</b>
	Butsavage & Associates	<b>\$12,248.00</b>
	UFCW Local 400	<b>\$1,000.00</b>
	<b>Total</b>	<b>\$14,318.00</b>
Fund-raiser	Maine Line Trophies	<b>\$561.39</b>
	Page One Photography	<b>\$615.00</b>
	The Baltimore Orioles	<b>\$7,500.00</b>
	<b>Total</b>	<b>\$8,676.39</b>
Petty Cash	UFCW Local 400	<b>\$1,000.00</b>
	<b>Total</b>	<b>\$1,000.00</b>
Phone Bill	Verizon	<b>\$803.25</b>
	<b>Total</b>	<b>\$803.25</b>
Postage	UFCW Local 400	<b>\$192.95</b>
	<b>Total</b>	<b>\$192.95</b>
Printing	Page One Photography	<b>\$568.50</b>
	UFCW Local 400	<b>\$102.37</b>
	Union Leader Printing	<b>\$371.00</b>
	<b>Total</b>	<b>\$1,041.87</b>

**DISCLAIMER:** The information presented in the 2011 Biennial Report was taken directly from reports of receipts and expenditures filed by the candidates and political committees; afterward formatted into the applicable graphs and charts.

Supplies	UFCW Local 400	<b>\$1,035.00</b>
	<b>Total</b>	<b>\$1,035.00</b>
Travel	UFCW Local 400	<b>\$146.00</b>
	<b>Total</b>	<b>\$146.00</b>
<b>Grand Total</b>		<b>\$56,812.57</b>

**DISCLAIMER:** The information presented in the 2011 Biennial Report was taken directly from reports of receipts and expenditures filed by the candidates and political committees; afterward formatted into the applicable graphs and charts.



**Detailed Summary of Expenditures by Purpose for  
Mid-Atlantic Political Action Committee  
Transfers to Other Authorized Committees**

<b>Purpose</b>	<b>Payee</b>	<b>Amount Spent</b>
Transfer	CASA in Action	<b>\$3,000.00</b>
	Cheh 2010	<b>\$500.00</b>
	Citizens for Craig Rice	<b>\$4,000.00</b>
	Citizens for Karen M. Montgomery	<b>\$4,000.00</b>
	Count One Now	<b>\$4,000.00</b>
	Friends Obie Patterson	<b>\$3,000.00</b>
	Friends of Andrea Harrison	<b>\$3,000.00</b>
	Friends of Angela Alsobrooks	<b>\$3,000.00</b>
	Friends of Anthony Brown	<b>\$4,000.00</b>
	Friends of Eric Olson	<b>\$3,000.00</b>
	Friends of Geo. Leventhal	<b>\$3,000.00</b>
	Friends of Joanne Benson	<b>\$4,000.00</b>
	Friends of Marc Elrich	<b>\$4,000.00</b>
	Friends of Martin O'Malley	<b>\$4,000.00</b>
	Friends of Mel Franklin	<b>\$4,000.00</b>
	Friends of Nancy Floreen	<b>\$3,000.00</b>
	Friends of Roger Manno	<b>\$4,000.00</b>
	Friends of Saquib Ali	<b>\$4,000.00</b>
	Friends of Tom Hucker	<b>\$1,000.00</b>
	Friends of Valerie Ervin	<b>\$5,000.00</b>
	Friends of Victor Ramirez	<b>\$4,000.00</b>
	Gray for Mayor	<b>\$2,000.00</b>
	Hans Riemer for County Council	<b>\$4,000.00</b>
Mendelson for Council 2010	<b>\$1,000.00</b>	
Progressive Alliance	<b>\$4,000.00</b>	
Steve Shannon for Attorney General	<b>\$10,000.00</b>	
The Truth from American Workers	<b>\$2,500.00</b>	

**DISCLAIMER:** The information presented in the 2011 Biennial Report was taken directly from reports of receipts and expenditures filed by the candidates and political committees; afterward formatted into the applicable graphs and charts.

Transfer	Thomas 2010	<b>\$500.00</b>
	Virginia House Democratic Caucus	<b>\$10,000.00</b>
	Virginians for Wagner	<b>\$10,000.00</b>
	<b>Total</b>	<b>\$115,500.00</b>
<b>Grand Total</b>		<b>\$115,500.00</b>

**DISCLAIMER:** The information presented in the 2011 Biennial Report was taken directly from reports of receipts and expenditures filed by the candidates and political committees; afterward formatted into the applicable graphs and charts.

**Detailed Summary of Expenditures by Purpose for  
Mid-Atlantic Political Action Committee  
Other Expenditures, Including Independent Expenditures**

<b>Purpose</b>	<b>Payee</b>	<b>Amount Spent</b>
Donation to Other Political Committees	Comm. to Elect Theo Lawson	<b>\$500.00</b>
	Friends of Jim Mathias	<b>\$1,000.00</b>
	Friends of Vicki Almond	<b>\$1,000.00</b>
	Vote for A Committee	<b>\$3,500.00</b>
	<b>Total</b>	<b>\$6,000.00</b>
Donation to Political Action Committees	Comm. for Cal Bowman	<b>\$1,000.00</b>
	Committee for Kamenetz	<b>\$10,000.00</b>
	Friends of Arthur Hock	<b>\$2,000.00</b>
	Friends of Chris Trumbauer	<b>\$2,500.00</b>
	<b>Total</b>	<b>\$15,500.00</b>
<b>Grand Total</b>		<b>\$21,500.00</b>

**DISCLAIMER:** The information presented in the 2011 Biennial Report was taken directly from reports of receipts and expenditures filed by the candidates and political committees; afterward formatted into the applicable graphs and charts.

**GENERAL OPERATING EXPENDITURES**

Payee Name	Amount of Expenditure	Date of Expenditure
------------	-----------------------	---------------------

**Bank Fees**

Bank of America	\$12.66	02/28/2009
Bank of America	\$19.55	05/31/2009
Bank of America	\$20.10	07/31/2009
Bank of America	\$14.18	03/31/2009
Bank of America	\$19.52	06/30/2009
Bank of America	\$19.01	04/30/2009
Wachovia Bank	\$21.74	02/01/2010
Wachovia Bank	\$23.23	04/09/2010
Wachovia Bank	\$91.19	09/30/2009
Wachovia Bank	\$24.15	06/11/2010
Wachovia Bank	\$22.81	03/11/2010
Wachovia Bank	\$23.50	09/19/2010
Wachovia Bank	\$90.12	08/30/2009
Wachovia Bank	\$31.18	07/09/2010
Wachovia Bank	\$11.49	04/30/2009
Wachovia Bank	\$23.70	03/11/2010
Wachovia Bank	\$29.13	11/01/2010
Wachovia Bank	\$91.73	07/31/2009
Wachovia Bank	\$21.83	08/19/2010
Wachovia Bank	\$15.05	03/31/2009
Wachovia Bank	\$21.85	12/09/2009
Wachovia Bank	\$20.90	10/11/2010
Wachovia Bank	\$71.60	06/30/2009
Wachovia Bank	\$15.01	02/28/2009
Wachovia Bank	\$90.41	11/10/2009
Wachovia Bank	\$11.96	05/31/2009
Wachovia Bank	\$175.20	10/30/2009

**Catering/Refreshments**

Aramark Sports & Entertainment	\$324.94	06/09/2009
Aramark Sports & Entertainment	\$318.22	05/06/2009
Aramark Sports & Entertainment	\$4,549.72	04/26/2010
Aramark Sports & Entertainment	\$8,463.78	04/26/2010
Aramark Sports & Entertainment	\$675.84	06/11/2010

**DISCLAIMER:** The information presented in the 2011 Biennial Report was taken directly from reports of receipts and expenditures filed by the candidates and political committees; afterward formatted into the applicable graphs and charts.

**GENERAL OPERATING EXPENDITURES****Mid-Atlantic Political Action Committee** **Detailed Expenditures by Purpose**

<b>Payee Name</b>	<b>Amount of Expenditure</b>	<b>Date of Expenditure</b>
Aramark Sports & Entertainment	\$3,588.38	04/29/2009
Aramark Sports & Entertainment	\$4,727.62	04/30/2009
Baltimore Orioles	\$512.00	06/24/2009
Lewis, John	\$500.00	05/06/2009
Main Line Trophies	\$86.81	05/13/2009
The Baltimore Orioles	\$4,819.00	05/13/2009
<b>Consultant/Salary/Stipend</b>		
Bond Beebe	\$1,070.00	02/17/2010
Butsavage & Associates	\$3,832.37	04/20/2009
Butsavage & Associates	\$3,871.26	01/04/2010
Butsavage & Associates	\$2,480.63	07/20/2010
Butsavage & Associates	\$2,063.74	02/17/2010
UFCW Local 400	\$1,000.00	06/11/2010
<b>Fund-raiser</b>		
Maine Line Trophies	\$561.39	06/11/2010
Page One Photography	\$56.50	07/20/2010
Page One Photography	\$558.50	06/11/2010
The Baltimore Orioles	\$7,500.00	03/12/2010
<b>Petty Cash</b>		
UFCW Local 400	\$1,000.00	05/06/2009
<b>Phone Bill</b>		
Verizon	\$28.79	09/30/2009
Verizon	\$28.65	01/04/2010
Verizon	\$28.26	08/24/2009
Verizon	\$56.60	11/09/2009
Verizon	\$28.72	11/23/2009
Verizon	\$28.26	06/24/2009
Verizon	\$28.29	01/25/2010
Verizon	\$27.79	02/05/2009
Verizon	\$28.28	04/29/2009
Verizon	\$27.86	01/07/2009
Verizon	\$28.35	07/29/2009

**DISCLAIMER:** The information presented in the 2011 Biennial Report was taken directly from reports of receipts and expenditures filed by the candidates and political committees; afterward formatted into the applicable graphs and charts.

**GENERAL OPERATING EXPENDITURES**

Mid-Atlantic Political Action Committee		Detailed Expenditures by Purpose	
Payee Name	Amount of Expenditure	Date of Expenditure	
Verizon	\$27.74	02/19/2009	
Verizon	\$28.14	03/20/2009	
Verizon	\$28.19	05/13/2009	
Verizon	\$26.94	02/23/2010	
Verizon	\$28.92	10/25/2010	
Verizon	\$59.01	06/11/2010	
Verizon	\$28.16	10/01/2010	
Verizon	\$119.19	07/20/2010	
Verizon	\$29.21	04/27/2010	
Verizon	\$29.86	07/01/2010	
Verizon	\$29.12	03/23/2010	
Verizon	\$28.92	11/23/2010	
<b>Postage</b>			
UFCW Local 400	\$13.35	06/24/2009	
UFCW Local 400	\$110.00	03/23/2010	
UFCW Local 400	\$39.00	12/07/2009	
UFCW Local 400	\$30.60	06/11/2010	
<b>Printing</b>			
Page One Photography	\$568.50	08/30/2009	
UFCW Local 400	\$102.37	12/01/2009	
Union Leader Printing	\$371.00	02/24/2009	
<b>Supplies</b>			
UFCW Local 400	\$1,035.00	02/19/2009	
<b>Travel</b>			
UFCW Local 400	\$146.00	02/19/2009	
		<b>Subtotal</b>	<b>\$56,812.57</b>
		<b>Percentage of Total Expenditures</b>	<b>29.31%</b>

**DISCLAIMER:** The information presented in the 2011 Biennial Report was taken directly from reports of receipts and expenditures filed by the candidates and political committees; afterward formatted into the applicable graphs and charts.

**TRANSFERS TO OTHER AUTHORIZED COMMITTEES**

**Mid-Atlantic Political Action Committee** **Detailed Expenditures by Purpose**

Payee Name	Amount of Expenditure	Date of Expenditure
<b>Transfer</b>		
CASA in Action	\$3,000.00	09/08/2010
Cheh 2010	\$500.00	09/08/2010
Citizens for Craig Rice	\$4,000.00	09/08/2010
Citizens for Karen M. Montgomery	\$4,000.00	09/11/2010
Count One Now	\$4,000.00	09/11/2010
Friends Obie Patterson	\$3,000.00	09/08/2010
Friends of Andrea Harrison	\$3,000.00	09/08/2010
Friends of Angela Alsobrooks	\$3,000.00	09/18/2010
Friends of Anthony Brown	\$4,000.00	08/11/2010
Friends of Eric Olson	\$3,000.00	09/08/2010
Friends of Geo. Leventhal	\$3,000.00	09/08/2010
Friends of Joanne Benson	\$4,000.00	09/08/2010
Friends of Marc Elrich	\$4,000.00	09/08/2010
Friends of Martin O'Malley	\$4,000.00	08/11/2010
Friends of Mel Franklin	\$4,000.00	09/08/2010
Friends of Nancy Floreen	\$3,000.00	09/08/2010
Friends of Roger Manno	\$4,000.00	09/08/2010
Friends of Saquib Ali	\$4,000.00	09/08/2010
Friends of Tom Hucker	\$1,000.00	09/08/2010
Friends of Valerie Ervin	\$5,000.00	04/29/2009
Friends of Victor Ramirez	\$4,000.00	09/08/2010
Gray for Mayor	\$2,000.00	09/08/2010
Hans Riemer for County Council	\$4,000.00	09/08/2010
Mendelson for Council 2010	\$1,000.00	09/08/2010
Progressive Alliance	\$4,000.00	09/08/2010
Steve Shannon for Attorney General	\$10,000.00	10/22/2009
The Truth from American Workers	\$2,500.00	09/20/2010
Thomas 2010	\$500.00	09/08/2010
Virginia House Democratic Caucus	\$10,000.00	10/22/2009
Virginians for Wagner	\$10,000.00	10/22/2009
<b>Subtotal</b>	<b>\$115,500.00</b>	
<b>Percentage of Total Expenditures</b>	<b>59.59%</b>	

**DISCLAIMER:** The information presented in the 2011 Biennial Report was taken directly from reports of receipts and expenditures filed by the candidates and political committees; afterward formatted into the applicable graphs and charts.

**OTHER EXPENDITURES, INCLUDING INDEPENDENT EXPENDITURES**

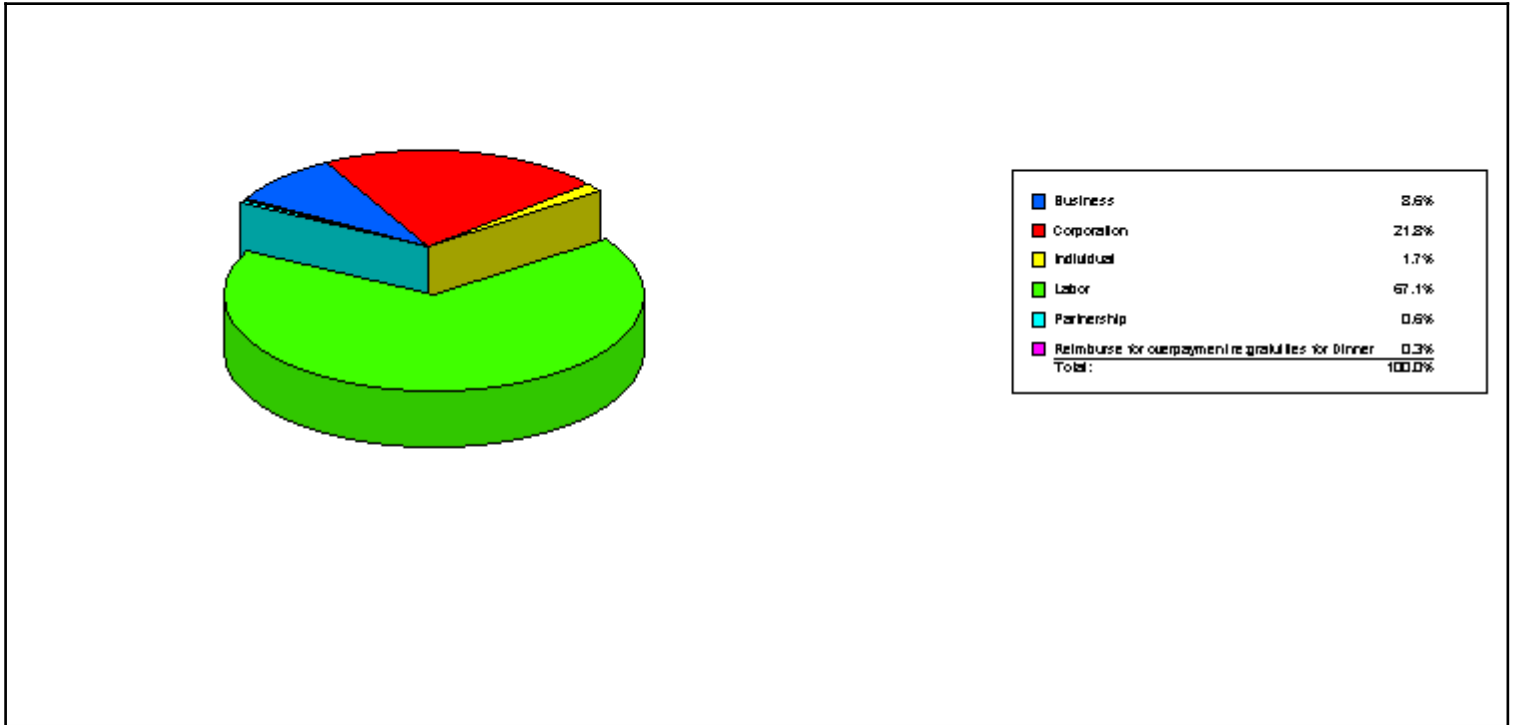
Mid-Atlantic Political Action Committee		Detailed Expenditures by Purpose	
Payee Name	Amount of Expenditure	Date of Expenditure	
<b>Donation to Other Political Committees</b>			
Comm. to Elect Theo Lawson	\$500.00	11/03/2010	
Friends of Jim Mathias	\$1,000.00	10/25/2010	
Friends of Vicki Almond	\$1,000.00	10/25/2010	
Vote for A Committee	\$3,500.00	10/25/2010	
<b>Donation to Political Action Committees</b>			
Comm. for Cal Bowman	\$1,000.00	10/25/2010	
Committee for Kamenetz	\$10,000.00	10/22/2010	
Friends of Arthur Hock	\$2,000.00	10/25/2010	
Friends of Chris Trumbauer	\$2,500.00	10/25/2010	
	<b>Subtotal</b>	<b>\$21,500.00</b>	
	<b>Percentage of Total Expenditures</b>	<b>11.09%</b>	
	<b>Total</b>	<b>\$193,812.57</b>	

**DISCLAIMER:** The information presented in the 2011 Biennial Report was taken directly from reports of receipts and expenditures filed by the candidates and political committees; afterward formatted into the applicable graphs and charts.



**DC OFFICE OF CAMPAIGN FINANCE**  
**2011 Biennial Report - Political Action Committees**

**Summary of Contributions by Donor Type for  
Mid-Atlantic Political Action Committee**



Note: This Graph depicts the summary of the contributions by donor categories reported by the Mid-Atlantic Political Action Committee Principal Campaign Committee

The contributions are presented in percentage terms by donor categories, and may include each contribution received from Businesses, Corporations, Corporate Sponsored Political Action Committees, Individuals, Labor Sponsored Political Action Committees, Political Party Committees, Partnerships, and the Candidate. The summary may also note Other Receipts reported, such as Dividends, Interest, Refunds, and Rebates.

**DISCLAIMER:** The information presented in the 2011 Biennial Report was taken directly from reports of receipts and expenditures filed by the candidates and political committees; afterward formatted into the applicable graphs and charts.

## Summary of Contributions by Donor Type for Mid-Atlantic Political Action Committee

<b>Donor Type</b>	<b>Received</b>
Business	<b>\$13,839.62</b>
Corporation	<b>\$35,250.00</b>
Individual	<b>\$2,700.00</b>
Labor	<b>\$108,650.00</b>
Partnership	<b>\$1,000.00</b>
Reimburse for overpayment re: gratuities for Dinner	<b>\$420.00</b>
<b>Grand Total</b>	<b>\$161,859.62</b>

**DISCLAIMER:** The information presented in the 2011 Biennial Report was taken directly from reports of receipts and expenditures filed by the candidates and political committees; afterward formatted into the applicable graphs and charts.

**Detailed Summary of Contributions by Donor Type for  
Mid-Atlantic Political Action Committee**

<b>Donor Type</b>	<b>Name</b>	<b>Received</b>
Business	Ad Ventures of Kansas	<b>\$1,000.00</b>
	Akman & Associates, PC	<b>\$600.00</b>
	Ashcraft & Gerel LLP	<b>\$1,000.00</b>
	Bank of America	<b>\$39.62</b>
	Carday Associates, Inc.	<b>\$1,000.00</b>
	Delmarva Benefit Administrators	<b>\$600.00</b>
	First Choice Lending of NJ, Inc.	<b>\$1,000.00</b>
	Food & Allied Service Trades	<b>\$2,500.00</b>
	Goldberg, Persky & White PC	<b>\$1,000.00</b>
	Kahn, Smith & Collins, PA	<b>\$2,500.00</b>
	Segall Bryant & Hamill	<b>\$1,000.00</b>
	UNITE HERE, Mid-Atlantic Regional Point Boar	<b>\$1,000.00</b>
	Williag, Williams & Davidson	<b>\$600.00</b>
	<b>Total</b>	<b>\$13,839.62</b>
Corporation	A & R Associates	<b>\$600.00</b>
	A&R Associates	<b>\$600.00</b>
	Ad Ventures of Kansas	<b>\$1,000.00</b>
	Akman & Associated, PC	<b>\$600.00</b>
	Associated Administrators, LLC	<b>\$250.00</b>
	Associated Administrators, LLC	<b>\$500.00</b>
	Berman, Sobin, Gross, Feldman & Darby	<b>\$1,000.00</b>
	Butsavage & Associates	<b>\$1,000.00</b>
	Butsavage & Associates PC	<b>\$1,000.00</b>
	Carday Associates, Inc.	<b>\$1,000.00</b>
	Cheiron, Inc.	<b>\$1,200.00</b>
	Delmarva Benefit Administrators	<b>\$1,000.00</b>
	GDS, Inc.	<b>\$2,500.00</b>
	Goldberg, Persky & White	<b>\$600.00</b>
	Group Dental Service (GDS), Inc.	<b>\$2,500.00</b>

**DISCLAIMER:** The information presented in the 2011 Biennial Report was taken directly from reports of receipts and expenditures filed by the candidates and political committees; afterward formatted into the applicable graphs and charts.

Corporation	Helath Management Concepts	<b>\$600.00</b>
	Kahn, Smith & Collins	<b>\$2,500.00</b>
	Murphy Anderson PLLC	<b>\$1,000.00</b>
	NEPC, LLC	<b>\$400.00</b>
	OneSource PSG, Inc.	<b>\$600.00</b>
	Progressive Maryland, Inc	<b>\$600.00</b>
	Robert A. Ades & Associates	<b>\$1,000.00</b>
	Segall Bryant & Hamill	<b>\$1,000.00</b>
	Slevin & Hart, PC	<b>\$5,000.00</b>
	Tri-state Administrators, inc.	<b>\$600.00</b>
	Tri-State Administrators, Inc.,	<b>\$1,000.00</b>
	United Healthcare	<b>\$2,500.00</b>
	United Healthcare Services, Inc.	<b>\$2,500.00</b>
	Willig, Williams & Davidson	<b>\$600.00</b>
	<b>Total</b>	<b>\$35,250.00</b>
Individual	Nast, Dennis	<b>\$100.00</b>
	Partlow, Marcus	<b>\$1,200.00</b>
	Taylor, David	<b>\$400.00</b>
	Zillion, Jerry	<b>\$1,000.00</b>
	<b>Total</b>	<b>\$2,700.00</b>
Labor	ACE-AFSCME	<b>\$1,000.00</b>
	ACE-AFSCME Local 2250	<b>\$1,000.00</b>
	Bakers Local Union No. 118	<b>\$600.00</b>
	Firefighters PAC	<b>\$600.00</b>
	Firerighters PAC	<b>\$1,000.00</b>
	Food & Allied Service Trades	<b>\$1,000.00</b>
	International Chemical Workers Union Council	<b>\$600.00</b>
	Internat'l Chemical Workers Local 217C	<b>\$600.00</b>
	Int'l Chemical Workers Local 217C	<b>\$600.00</b>
	Laborer's Local Union 657	<b>\$2,500.00</b>
	Local 1500 Political Fund	<b>\$400.00</b>
	Local 27 ABC Educational Fund	<b>\$5,000.00</b>

**DISCLAIMER:** The information presented in the 2011 Biennial Report was taken directly from reports of receipts and expenditures filed by the candidates and political committees; afterward formatted into the applicable graphs and charts.

Labor	MCGEO Local 1994	\$5,000.00
	MCGEO Local 1994 ABC PAC	\$5,000.00
	MCGEO UFCW Local 1994	\$10,000.00
	MD State & DC AFL-CIO	\$2,400.00
	Metro Balt. Council AFL-CIO	\$200.00
	Metro Baltimore Council AFL-CIO COPE Fund	\$200.00
	Metro Washington Council, AFL-CIO	\$2,600.00
	SEIU Local 500 PAC	\$600.00
	UFCW 2000 MARC	\$5,000.00
	UFCW International Union	\$10,000.00
	UFCW Local 1360	\$400.00
	UFCW Local 1500	\$400.00
	UFCW Local 1625	\$1,600.00
	UFCW Local 1776	\$10,000.00
	UFCW Local 1996	\$7,500.00
	UFCW Local 23	\$3,500.00
	UFCW Local 27 ABC Fund	\$2,500.00
	UFCW Local 38	\$1,650.00
	UFCW Local 400	\$10,000.00
	UFCW Local 881	\$2,000.00
	UFCW Minority Coalition	\$1,000.00
	UFCW Region 2 Council	\$5,000.00
	UNITE HERE Local 25	\$1,000.00
	United Pharmacist Guild	\$2,500.00
	United Pharmacists Guild	\$2,500.00
	Virginia AFL-CIO	\$600.00
Virginia AFL-CIO Political Fund	\$600.00	
	<b>Total</b>	<b>\$108,650.00</b>
Partnership	Ashcraft & Gerel LLP	\$1,000.00
		<b>Total</b>
Reimburse for overpayment re:gratuities for Dinner	UFCW Local 400	\$420.00
		<b>Total</b>

**DISCLAIMER:** The information presented in the 2011 Biennial Report was taken directly from reports of receipts and expenditures filed by the candidates and political committees; afterward formatted into the applicable graphs and charts.

	<b>Grand Total</b>	<b>\$161,859.62</b>
--	--------------------	---------------------

**DISCLAIMER:** The information presented in the 2011 Biennial Report was taken directly from reports of receipts and expenditures filed by the candidates and political committees; afterward formatted into the applicable graphs and charts.

Contributor Name	Amount	Date of Receipt
<b>Business</b>		
Ad Ventures of Kansas	\$1,000.00	06/10/2009
Akman & Associates, PC	\$600.00	03/12/2009
Ashcraft & Gerel LLP	\$1,000.00	02/26/2009
Bank of America	\$39.62	07/27/2009
Carday Associates, Inc.	\$1,000.00	03/04/2009
Delmarva Benefit Administrators	\$600.00	05/04/2009
First Choice Lending of NJ, Inc.	\$1,000.00	03/09/2009
Food & Allied Service Trades	\$2,500.00	03/23/2009
Goldberg, Persky & White PC	\$1,000.00	03/09/2009
Kahn, Smith & Collins, PA	\$2,500.00	03/06/2009
Segall Bryant & Hamill	\$1,000.00	03/09/2009
UNITE HERE, Mid-Atlantic Regional Point Board	\$1,000.00	04/27/2009
Williag, Williams & Davidson	\$600.00	03/31/2009
	<b>Subtotal</b>	
	<b>\$13,839.62</b>	
	<b>Percentage of Total Contributions</b>	
	<b>8.55%</b>	

**DISCLAIMER:** The information presented in the 2011 Biennial Report was taken directly from reports of receipts and expenditures filed by the candidates and political committees; afterward formatted into the applicable graphs and charts.

Contributor Name	Amount	Date of Receipt
<b>Corporation</b>		
A & R Associates	\$600.00	04/16/2010
A&R Associates	\$600.00	04/24/2009
Ad Ventures of Kansas	\$1,000.00	05/04/2010
Akman & Associated, PC	\$600.00	04/12/2010
Associated Administrators, LLC	\$250.00	04/24/2009
Associated Administrators, LLC	\$500.00	04/12/2010
Berman, Sobin, Gross, Feldman & Darby	\$1,000.00	04/22/2010
Butsavage & Associates	\$1,000.00	05/06/2009
Butsavage & Associates PC	\$1,000.00	06/11/2010
Carday Associates, Inc.	\$1,000.00	04/12/2010
Cheiron, Inc.	\$600.00	04/24/2009
Cheiron, Inc.	\$600.00	04/12/2010
Delmarva Benefit Administrators	\$1,000.00	04/12/2010
GDS, Inc.	\$2,500.00	03/24/2009
Goldberg, Persky & White	\$600.00	04/12/2010
Group Dental Service (GDS), Inc.	\$2,500.00	04/12/2010
Helath Management Concepts	\$600.00	03/31/2009
Kahn, Smith & Collins	\$2,500.00	04/12/2010
Murphy Anderson PLLC	\$1,000.00	04/12/2010
NEPC, LLC	\$400.00	04/24/2009
OneSource PSG, Inc.	\$600.00	04/22/2010
Progressive Maryland, Inc	\$600.00	04/19/2010
Robert A. Ades & Associates	\$1,000.00	03/31/2009
Segall Bryant & Hamill	\$1,000.00	04/12/2010
Slevin & Hart, PC	\$2,500.00	03/23/2009
Slevin & Hart, PC	\$2,500.00	04/12/2010
Tri-state Administrators, inc.	\$600.00	04/12/2010
Tri-State Administrators, Inc.,	\$1,000.00	05/08/2009
United Healthcare	\$2,500.00	04/13/2009
United Healthcare Services, Inc.	\$2,500.00	11/01/2010
Willig, Williams & Davidson	\$600.00	04/26/2010
	<b>Subtotal</b>	<b>\$35,250.00</b>
	<b>Percentage of Total Contributions</b>	<b>21.78%</b>

**DISCLAIMER:** The information presented in the 2011 Biennial Report was taken directly from reports of receipts and expenditures filed by the candidates and political committees; afterward formatted into the applicable graphs and charts.



Contributor Name	Amount	Date of Receipt
<b>Individual</b>		
Nast, Dennis	\$100.00	03/04/2009
Partlow, Marcus	\$600.00	05/04/2009
Partlow, Marcus	\$600.00	04/30/2010
Taylor, David	\$400.00	04/30/2009
Zillion, Jerry	\$600.00	03/11/2009
Zillion, Jerry	\$400.00	04/27/2010
	<b>Subtotal</b>	
	<b>\$2,700.00</b>	
	<b>Percentage of Total Contributions</b>	
	<b>1.67%</b>	

**DISCLAIMER:** The information presented in the 2011 Biennial Report was taken directly from reports of receipts and expenditures filed by the candidates and political committees; afterward formatted into the applicable graphs and charts.

Contributor Name	Amount	Date of Receipt
<b>Labor</b>		
ACE-AFSCME	\$1,000.00	04/07/2009
ACE-AFSCME Local 2250	\$1,000.00	06/21/2010
Bakers Local Union No. 118	\$600.00	04/30/2010
Firefighters PAC	\$600.00	05/08/2009
Firefighters PAC	\$1,000.00	04/12/2010
Food & Allied Service Trades	\$1,000.00	04/27/2010
International Chemical Workers Union Council	\$600.00	05/24/2010
Internat'l Chemical Workers Local 217C	\$600.00	04/16/2010
Int'l Chemical Workers Local 217C	\$600.00	05/26/2009
Laborer's Local Union 657	\$2,500.00	04/07/2009
Local 1500 Political Fund	\$400.00	04/12/2010
Local 27 ABC Educational Fund	\$5,000.00	04/12/2010
MCGEO Local 1994	\$5,000.00	04/22/2010
MCGEO Local 1994 ABC PAC	\$5,000.00	04/22/2010
MCGEO UFCW Local 1994	\$5,000.00	03/09/2009
MCGEO UFCW Local 1994	\$5,000.00	06/10/2009
MD State & DC AFL-CIO	\$1,400.00	05/04/2009
MD State & DC AFL-CIO	\$1,000.00	07/22/2010
Metro Balt. Council AFL-CIO	\$200.00	04/12/2010
Metro Baltimore Council AFL-CIO COPE Fund	\$200.00	05/04/2009
Metro Washington Council, AFL-CIO	\$1,600.00	04/24/2009
Metro Washington Council, AFL-CIO	\$1,000.00	09/02/2010
SEIU Local 500 PAC	\$600.00	03/23/2009
UFCW 2000 MARC	\$5,000.00	02/26/2009
UFCW International Union	\$5,000.00	02/26/2009
UFCW International Union	\$5,000.00	04/13/2010
UFCW Local 1360	\$400.00	04/13/2009
UFCW Local 1500	\$400.00	04/24/2009
UFCW Local 1625	\$1,000.00	04/17/2009
UFCW Local 1625	\$600.00	04/12/2010
UFCW Local 1776	\$5,000.00	04/27/2009
UFCW Local 1776	\$5,000.00	05/06/2010
UFCW Local 1996	\$1,000.00	03/17/2009
UFCW Local 1996	\$4,000.00	05/04/2009
UFCW Local 1996	\$2,500.00	04/22/2010
UFCW Local 23	\$1,000.00	03/04/2009

**DISCLAIMER:** The information presented in the 2011 Biennial Report was taken directly from reports of receipts and expenditures filed by the candidates and political committees; afterward formatted into the applicable graphs and charts.

Mid-Atlantic Political Action Committee	Detailed Contributions by Donor Type	
Contributor Name	Amount	Date of Receipt

Contributor Name	Amount	Date of Receipt
------------------	--------	-----------------

**Labor**

UFCW Local 23	\$2,500.00	04/22/2010
UFCW Local 27 ABC Fund	\$2,500.00	05/04/2009
UFCW Local 38	\$750.00	05/04/2009
UFCW Local 38	\$750.00	04/12/2010
UFCW Local 38	\$150.00	04/20/2010
UFCW Local 400	\$5,000.00	03/05/2009
UFCW Local 400	\$5,000.00	05/12/2010
UFCW Local 881	\$1,000.00	03/31/2009
UFCW Local 881	\$1,000.00	04/20/2010
UFCW Minority Coalition	\$1,000.00	04/27/2010
UFCW Region 2 Council	\$5,000.00	04/12/2010
UNITE HERE Local 25	\$1,000.00	06/21/2010
United Pharmacist Guild	\$2,500.00	03/31/2009
United Pharmacists Guild	\$2,500.00	04/12/2010
Virginia AFL-CIO	\$600.00	03/27/2009
Virginia AFL-CIO Political Fund	\$600.00	05/04/2010

**Subtotal \$108,650.00**

**Percentage of Total Contributions 67.13%**

Mid-Atlantic Political Action Committee	Detailed Contributions by Donor Type	
Contributor Name	Amount	Date of Receipt

Contributor Name	Amount	Date of Receipt
------------------	--------	-----------------

**Partnership**

Ashcraft & Gerel LLP	\$1,000.00	04/13/2010
----------------------	------------	------------

**Subtotal \$1,000.00**

**Percentage of Total Contributions 0.62%**

Mid-Atlantic Political Action Committee	Detailed Contributions by Donor Type	
Contributor Name	Amount	Date of Receipt

Contributor Name	Amount	Date of Receipt
------------------	--------	-----------------

**Reimburse for overpayment re: gratuities for Dinner**

UFCW Local 400	\$420.00	08/21/2009
----------------	----------	------------

**Subtotal \$420.00**

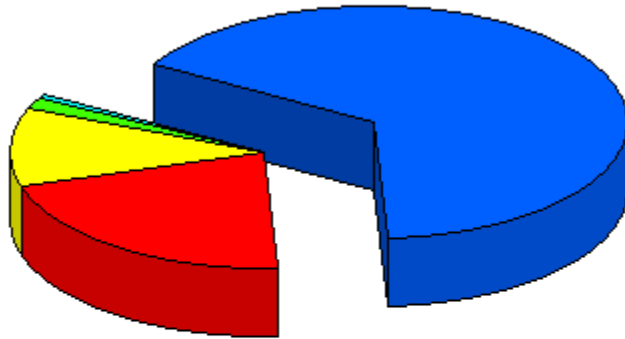
**Percentage of Total Contributions 0.26%**

**Total \$161,859.62**

**DISCLAIMER:** The information presented in the 2011 Biennial Report was taken directly from reports of receipts and expenditures filed by the candidates and political committees; afterward formatted into the applicable graphs and charts.

**DC OFFICE OF CAMPAIGN FINANCE**  
**2011 Biennial Report - Political Action Committees**

**Summary of Contributions by Amount for  
Mid-Atlantic Political Action Committee**



Contributions Greater than \$2000	65.8%
Contributions greater or equal to \$1000 but less or equal to \$2000	21.0%
Contributions Greater than or equal to \$500 but less than \$1000	10.9%
Contributions Greater than or equal to \$250 but less than \$500	1.9%
Contributions Greater than or equal to \$100 but less than \$250	0.4%
Contributions Less than \$100	0.0%
<b>Total:</b>	<b>100.0%</b>

Note: This Graph depicts the summary of the contributions dollar amount reported by the Mid-Atlantic Political Action Committee Principal Campaign Committee

The contributions are presented in percentage terms in dollar amount, by the size of the contribution, including contribution greater than \$2000; contributions greater than or equal to \$1000 but less than or equal to \$2000; contributions greater than or equal to \$500 but less than or equal to \$1000; contributions greater than or equal to \$250 but less than or equal to \$500; contributions greater than or equal to \$100 but less than or equal to \$250; and contributions less than \$100.

**DISCLAIMER:** The information presented in the 2011 Biennial Report was taken directly from reports of receipts and expenditures filed by the candidates and political committees; afterward formatted into the applicable graphs and charts.

## **Summary of Contributions by Amount for Mid-Atlantic Political Action Committee**

<b>Denomination Type</b>	<b>Amount Received</b>
Contributions Greater than \$2000	<b>\$106,500.00</b>
Contributions greater or equal to \$1000 but less or equal to \$2000	<b>\$34,000.00</b>
Contributions greater than or equal to \$500 but less than \$1000	<b>\$17,600.00</b>
Contributions greater than or equal to \$250 but less than \$500	<b>\$3,070.00</b>
Contributions greater than or equal to \$100 but less than \$250	<b>\$650.00</b>
Contributions less than \$100	<b>\$39.62</b>
<b>Grand Total</b>	<b>\$161,859.62</b>

**DISCLAIMER:** The information presented in the 2011 Biennial Report was taken directly from reports of receipts and expenditures filed by the candidates and political committees; afterward formatted into the applicable graphs and charts.

## Detailed Summary of Contributions by Amount for Mid-Atlantic Political Action Committee

Denomination Type	Name	Received
Contributions Greater than \$2000	Food & Allied Service Trades	\$2,500.00
	GDS, Inc.	\$2,500.00
	Group Dental Service (GDS), Inc.	\$2,500.00
	Kahn, Smith & Collins, PA	\$2,500.00
	Kahn, Smith & Collins	\$2,500.00
	Laborer's Local Union 657	\$2,500.00
	Local 27 ABC Educational Fund	\$5,000.00
	MCGEO Local 1994 ABC PAC	\$5,000.00
	MCGEO Local 1994	\$5,000.00
	MCGEO UFCW Local 1994	\$5,000.00
	MCGEO UFCW Local 1994	\$5,000.00
	Slevin & Hart, PC	\$2,500.00
	Slevin & Hart, PC	\$2,500.00
	UFCW 2000 MARC	\$5,000.00
	UFCW International Union	\$5,000.00
	UFCW International Union	\$5,000.00
	UFCW Local 1776	\$5,000.00
	UFCW Local 1776	\$5,000.00
	UFCW Local 1996	\$4,000.00
	UFCW Local 1996	\$2,500.00
	UFCW Local 23	\$2,500.00
	UFCW Local 27 ABC Fund	\$2,500.00
	UFCW Local 400	\$5,000.00
	UFCW Local 400	\$5,000.00
	UFCW Region 2 Council	\$5,000.00
	United Healthcare Services, Inc.	\$2,500.00
	United Healthcare	\$2,500.00
United Pharmacist Guild	\$2,500.00	
United Pharmacists Guild	\$2,500.00	

**DISCLAIMER:** The information presented in the 2011 Biennial Report was taken directly from reports of receipts and expenditures filed by the candidates and political committees; afterward formatted into the applicable graphs and charts.

Contributions Greater than \$2000	Total	<b>\$106,500.00</b>
Contributions greater or equal to \$1000 but less or equal to \$2000	ACE-AFSCME Local 2250	<b>\$1,000.00</b>
	ACE-AFSCME	<b>\$1,000.00</b>
	Ad Ventures of Kansas	<b>\$1,000.00</b>
	Ad Ventures of Kansas	<b>\$1,000.00</b>
	Ashcraft & Gerel LLP	<b>\$1,000.00</b>
	Ashcraft & Gerel LLP	<b>\$1,000.00</b>
	Berman, Sobin, Gross, Feldman & Darby	<b>\$1,000.00</b>
	Butsavage & Associates PC	<b>\$1,000.00</b>
	Butsavage & Associates	<b>\$1,000.00</b>
	Carday Associates, Inc.	<b>\$1,000.00</b>
	Carday Associates, Inc.	<b>\$1,000.00</b>
	Delmarva Benefit Administrators	<b>\$1,000.00</b>
	Firerighters PAC	<b>\$1,000.00</b>
	First Choice Lending of NJ, Inc.	<b>\$1,000.00</b>
	Food & Allied Service Trades	<b>\$1,000.00</b>
	Goldberg, Persky & White PC	<b>\$1,000.00</b>
	MD State & DC AFL-CIO	<b>\$1,400.00</b>
	MD State & DC AFL-CIO	<b>\$1,000.00</b>
	Metro Washington Council, AFL-CIO	<b>\$1,600.00</b>
	Metro Washington Council, AFL-CIO	<b>\$1,000.00</b>
	Murphy Anderson PLLC	<b>\$1,000.00</b>
	Robert A. Ades & Associates	<b>\$1,000.00</b>
	Segall Bryant & Hamill	<b>\$1,000.00</b>
	Segall Bryant & Hamill	<b>\$1,000.00</b>
	Tri-State Administrators, Inc.,	<b>\$1,000.00</b>
	UFCW Local 1625	<b>\$1,000.00</b>
	UFCW Local 1996	<b>\$1,000.00</b>
UFCW Local 23	<b>\$1,000.00</b>	
UFCW Local 881	<b>\$1,000.00</b>	
UFCW Local 881	<b>\$1,000.00</b>	
UFCW Minority Coalition	<b>\$1,000.00</b>	

**DISCLAIMER:** The information presented in the 2011 Biennial Report was taken directly from reports of receipts and expenditures filed by the candidates and political committees; afterward formatted into the applicable graphs and charts.

Contributions greater or equal to \$1000 but less or equal to \$2000	UNITE HERE Local 25	<b>\$1,000.00</b>
	UNITE HERE, Mid-Atlantic Regional Point Bo	<b>\$1,000.00</b>
	Total	<b>\$34,000.00</b>
Contributions greater than or equal to \$500 but less than \$1000	A & R Associates	<b>\$600.00</b>
	A&R Associates	<b>\$600.00</b>
	Akman & Associated, PC	<b>\$600.00</b>
	Akman & Associates, PC	<b>\$600.00</b>
	Associated Administrators, LLC	<b>\$500.00</b>
	Bakers Local Union No. 118	<b>\$600.00</b>
	Cheiron, Inc.	<b>\$600.00</b>
	Cheiron, Inc.	<b>\$600.00</b>
	Delmarva Benefit Administrators	<b>\$600.00</b>
	Firefighters PAC	<b>\$600.00</b>
	Goldberg, Persky & White	<b>\$600.00</b>
	Helath Management Concepts	<b>\$600.00</b>
	International Chemical Workers Union Council	<b>\$600.00</b>
	Internat'l Chemical Workers Local 217C	<b>\$600.00</b>
	Int'l Chemical Workers Local 217C	<b>\$600.00</b>
	OneSource PSG, Inc.	<b>\$600.00</b>
	Partlow, Marcus	<b>\$600.00</b>
	Partlow, Marcus	<b>\$600.00</b>
	Progressive Maryland, Inc	<b>\$600.00</b>
	SEIU Local 500 PAC	<b>\$600.00</b>
	Tri-state Administrators, inc.	<b>\$600.00</b>
	UFCW Local 1625	<b>\$600.00</b>
	UFCW Local 38	<b>\$750.00</b>
	UFCW Local 38	<b>\$750.00</b>
	Virginia AFL-CIO Political Fund	<b>\$600.00</b>
	Virginia AFL-CIO	<b>\$600.00</b>
	Williag, Williams & Davidson	<b>\$600.00</b>
Willig, Williams & Davidson	<b>\$600.00</b>	
Zillion, Jerry	<b>\$600.00</b>	

**DISCLAIMER:** The information presented in the 2011 Biennial Report was taken directly from reports of receipts and expenditures filed by the candidates and political committees; afterward formatted into the applicable graphs and charts.



Contributions greater than or equal to \$500 but le	Total	<b>\$17,600.00</b>
Contributions greater than or equal to \$250 but less than \$500	Associated Administrators, LLC	<b>\$250.00</b>
	Local 1500 Political Fund	<b>\$400.00</b>
	NEPC, LLC	<b>\$400.00</b>
	Taylor, David	<b>\$400.00</b>
	UFCW Local 1360	<b>\$400.00</b>
	UFCW Local 1500	<b>\$400.00</b>
	UFCW Local 400	<b>\$420.00</b>
	Zillion, Jerry	<b>\$400.00</b>
	Total	<b>\$3,070.00</b>
Contributions greater than or equal to \$100 but less than \$250	Metro Balt. Council AFL-CIO	<b>\$200.00</b>
	Metro Baltimore Council AFL-CIO COPE Fund	<b>\$200.00</b>
	Nast, Dennis	<b>\$100.00</b>
	UFCW Local 38	<b>\$150.00</b>
	Total	<b>\$650.00</b>
Contributions less than \$100	Bank of America	<b>\$39.62</b>
	Total	<b>\$39.62</b>
<b>Grand Total</b>		<b>\$161,859.62</b>

**DISCLAIMER:** The information presented in the 2011 Biennial Report was taken directly from reports of receipts and expenditures filed by the candidates and political committees; afterward formatted into the applicable graphs and charts.

Contributor Name	Amount	Type of Contributor	Date of Receipt
------------------	--------	---------------------	-----------------

**Contributions Greater than \$2000**

Food & Allied Service Trades	\$2,500.00	Business	03/23/2009
GDS, Inc.	\$2,500.00	Corporation	03/24/2009
Group Dental Service (GDS), Inc.	\$2,500.00	Corporation	04/12/2010
Kahn, Smith & Collins, PA	\$2,500.00	Business	03/06/2009
Kahn, Smith & Collins	\$2,500.00	Corporation	04/12/2010
Laborer's Local Union 657	\$2,500.00	Labor	04/07/2009
Local 27 ABC Educational Fund	\$5,000.00	Labor	04/12/2010
MCGEO Local 1994	\$5,000.00	Labor	04/22/2010
MCGEO Local 1994 ABC PAC	\$5,000.00	Labor	04/22/2010
MCGEO UFCW Local 1994	\$5,000.00	Labor	03/09/2009
MCGEO UFCW Local 1994	\$5,000.00	Labor	06/10/2009
Slevin & Hart, PC	\$2,500.00	Corporation	03/23/2009
Slevin & Hart, PC	\$2,500.00	Corporation	04/12/2010
UFCW 2000 MARC	\$5,000.00	Labor	02/26/2009
UFCW International Union	\$5,000.00	Labor	02/26/2009
UFCW International Union	\$5,000.00	Labor	04/13/2010
UFCW Local 1776	\$5,000.00	Labor	04/27/2009
UFCW Local 1776	\$5,000.00	Labor	05/06/2010
UFCW Local 1996	\$4,000.00	Labor	05/04/2009
UFCW Local 1996	\$2,500.00	Labor	04/22/2010
UFCW Local 23	\$2,500.00	Labor	04/22/2010
UFCW Local 27 ABC Fund	\$2,500.00	Labor	05/04/2009
UFCW Local 400	\$5,000.00	Labor	03/05/2009
UFCW Local 400	\$5,000.00	Labor	05/12/2010
UFCW Region 2 Council	\$5,000.00	Labor	04/12/2010
United Healthcare	\$2,500.00	Corporation	04/13/2009
United Healthcare Services, Inc.	\$2,500.00	Corporation	11/01/2010
United Pharmacist Guild	\$2,500.00	Labor	03/31/2009
United Pharmacists Guild	\$2,500.00	Labor	04/12/2010

**Subtotal****\$106,500.00****Percentage of Total Contributions****65.80%**

**DISCLAIMER:** The information presented in the 2011 Biennial Report was taken directly from reports of receipts and expenditures filed by the candidates and political committees; afterward formatted into the applicable graphs and charts.

Contributor Name	Amount	Type of Contributor	Date of Receipt
<b>Contributions greater or equal to \$1000 but less or equal to \$2000</b>			
ACE-AFSCME	\$1,000.00	Labor	04/07/2009
ACE-AFSCME Local 2250	\$1,000.00	Labor	06/21/2010
Ad Ventures of Kansas	\$1,000.00	Business	06/10/2009
Ad Ventures of Kansas	\$1,000.00	Corporation	05/04/2010
Ashcraft & Gerel LLP	\$1,000.00	Business	02/26/2009
Ashcraft & Gerel LLP	\$1,000.00	Partnership	04/13/2010
Berman, Sobin, Gross, Feldman & Darby	\$1,000.00	Corporation	04/22/2010
Butsavage & Associates	\$1,000.00	Corporation	05/06/2009
Butsavage & Associates PC	\$1,000.00	Corporation	06/11/2010
Carday Associates, Inc.	\$1,000.00	Business	03/04/2009
Carday Associates, Inc.	\$1,000.00	Corporation	04/12/2010
Delmarva Benefit Administrators	\$1,000.00	Corporation	04/12/2010
Firefighters PAC	\$1,000.00	Labor	04/12/2010
First Choice Lending of NJ, Inc.	\$1,000.00	Business	03/09/2009
Food & Allied Service Trades	\$1,000.00	Labor	04/27/2010
Goldberg, Persky & White PC	\$1,000.00	Business	03/09/2009
MD State & DC AFL-CIO	\$1,400.00	Labor	05/04/2009
MD State & DC AFL-CIO	\$1,000.00	Labor	07/22/2010
Metro Washington Council, AFL-CIO	\$1,600.00	Labor	04/24/2009
Metro Washington Council, AFL-CIO	\$1,000.00	Labor	09/02/2010
Murphy Anderson PLLC	\$1,000.00	Corporation	04/12/2010
Robert A. Ades & Associates	\$1,000.00	Corporation	03/31/2009
Segall Bryant & Hamill	\$1,000.00	Business	03/09/2009
Segall Bryant & Hamill	\$1,000.00	Corporation	04/12/2010
Tri-State Administrators, Inc.,	\$1,000.00	Corporation	05/08/2009
UFCW Local 1625	\$1,000.00	Labor	04/17/2009
UFCW Local 1996	\$1,000.00	Labor	03/17/2009
UFCW Local 23	\$1,000.00	Labor	03/04/2009
UFCW Local 881	\$1,000.00	Labor	03/31/2009
UFCW Local 881	\$1,000.00	Labor	04/20/2010
UFCW Minority Coalition	\$1,000.00	Labor	04/27/2010
UNITE HERE Local 25	\$1,000.00	Labor	06/21/2010
UNITE HERE, Mid-Atlantic Regional Point Board	\$1,000.00	Business	04/27/2009

**DISCLAIMER:** The information presented in the 2011 Biennial Report was taken directly from reports of receipts and expenditures filed by the candidates and political committees; afterward formatted into the applicable graphs and charts.

**Subtotal** **\$34,000.00**

**Percentage of Total Contributions** **21.01%**

Mid-Atlantic Political Action Committee

Detailed Contributions by Amount

<b>Contributor Name</b>	<b>Amount</b>	<b>Type of Contributor</b>	<b>Date of Receipt</b>
-------------------------	---------------	----------------------------	------------------------

**Contributions Greater than or equal to \$500 but less than \$1000**

A & R Associates	\$600.00	Corporation	04/16/2010
A&R Associates	\$600.00	Corporation	04/24/2009
Akman & Associated, PC	\$600.00	Corporation	04/12/2010
Akman & Associates, PC	\$600.00	Business	03/12/2009
Associated Administrators, LLC	\$500.00	Corporation	04/12/2010
Bakers Local Union No. 118	\$600.00	Labor	04/30/2010
Cheiron, Inc.	\$600.00	Corporation	04/24/2009
Cheiron, Inc.	\$600.00	Corporation	04/12/2010
Delmarva Benefit Administrators	\$600.00	Business	05/04/2009
Firefighters PAC	\$600.00	Labor	05/08/2009
Goldberg, Persky & White	\$600.00	Corporation	04/12/2010
Helath Management Concepts	\$600.00	Corporation	03/31/2009
International Chemical Workers Union Council	\$600.00	Labor	05/24/2010
Internat'l Chemical Workers Local 217C	\$600.00	Labor	04/16/2010
Int'l Chemical Workers Local 217C	\$600.00	Labor	05/26/2009
OneSource PSG, Inc.	\$600.00	Corporation	04/22/2010
Partlow, Marcus	\$600.00	Individual	05/04/2009
Partlow, Marcus	\$600.00	Individual	04/30/2010
Progressive Maryland, Inc	\$600.00	Corporation	04/19/2010
SEIU Local 500 PAC	\$600.00	Labor	03/23/2009
Tri-state Administrators, inc.	\$600.00	Corporation	04/12/2010
UFCW Local 1625	\$600.00	Labor	04/12/2010
UFCW Local 38	\$750.00	Labor	05/04/2009
UFCW Local 38	\$750.00	Labor	04/12/2010
Virginia AFL-CIO	\$600.00	Labor	03/27/2009
Virginia AFL-CIO Political Fund	\$600.00	Labor	05/04/2010
Williag, Williams & Davidson	\$600.00	Business	03/31/2009
Willig, Williams & Davidson	\$600.00	Corporation	04/26/2010
Zillion, Jerry	\$600.00	Individual	03/11/2009

**Subtotal** **\$17,600.00**

**Percentage of Total Contributions** **10.87%**

**DISCLAIMER:** The information presented in the 2011 Biennial Report was taken directly from reports of receipts and expenditures filed by the candidates and political committees; afterward formatted into the applicable graphs and charts.

Contributor Name	Amount	Type of Contributor	Date of Receipt
------------------	--------	---------------------	-----------------

**Contributions Greater than or equal to \$250 but less than \$500**

Associated Administrators, LLC	\$250.00	Corporation	04/24/2009
Local 1500 Political Fund	\$400.00	Labor	04/12/2010
NEPC, LLC	\$400.00	Corporation	04/24/2009
Taylor, David	\$400.00	Individual	04/30/2009
UFCW Local 1360	\$400.00	Labor	04/13/2009
UFCW Local 1500	\$400.00	Labor	04/24/2009
UFCW Local 400	\$420.00	Reimburse for overpayment re:gratuities for Dinner	08/21/2009
Zillion, Jerry	\$400.00	Individual	04/27/2010

**Subtotal** **\$3,070.00**

**Percentage of Total Contributions** **1.90%**

Contributor Name	Amount	Type of Contributor	Date of Receipt
------------------	--------	---------------------	-----------------

**Contributions Greater than or equal to \$100 but less than \$250**

Metro Balt. Council AFL-CIO	\$200.00	Labor	04/12/2010
Metro Baltimore Council AFL-CIO COPE Fund	\$200.00	Labor	05/04/2009
Nast, Dennis	\$100.00	Individual	03/04/2009
UFCW Local 38	\$150.00	Labor	04/20/2010

**Subtotal** **\$650.00**

**Percentage of Total Contributions** **0.40%**

Contributor Name	Amount	Type of Contributor	Date of Receipt
------------------	--------	---------------------	-----------------

**Contributions Less than \$100**

Bank of America	\$39.62	Business	07/27/2009
-----------------	---------	----------	------------

**Subtotal** **\$39.62**

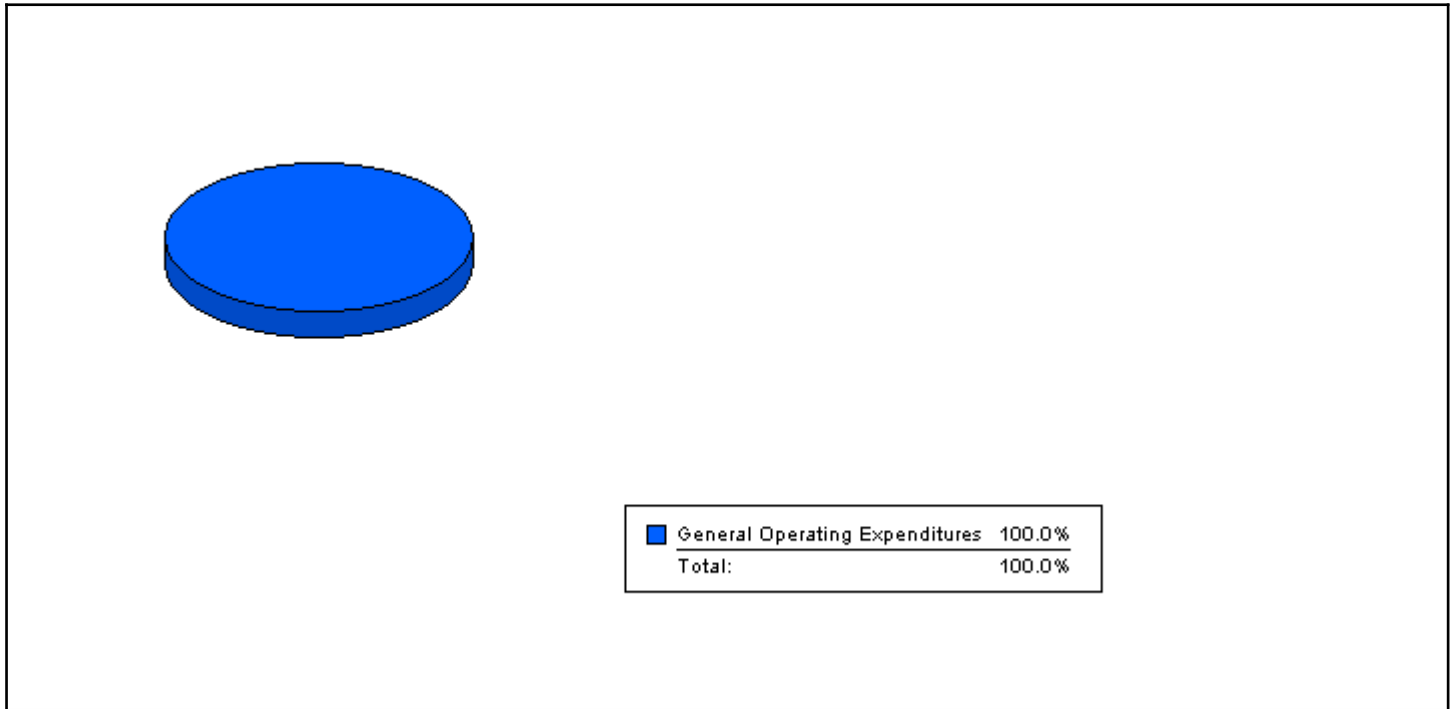
**Percentage of Total Contributions** **0.02%**

**Total** **\$161,859.62**

# DC OFFICE OF CAMPAIGN FINANCE

## 2011 Biennial Report - Political Action Committees

### Summary of Expenditures by Purpose for Millenium PAC



Note: This Graph depicts the summary of the expenditures by purpose reported by Millenium PAC.

The expenditures are presented in percentage terms by General Operating Expenditures, Transfers to Other Authorized Political Committees, Loan Repayments, Refunds of Contributions, Other Expenditures, and Offsets to Receipts

- General Operating Expenditures may include each expenditure made for Accounting Services, Advertising, Bank Fees, Campaign Events/Fund Raising, Campaign Materials and Supplies, Candidate Loan Re-payment, Catering/Refreshments, Computer Supplies/Equipment, Consulting Services, Equipment Purchases/Rental, In-Kind, Office Maintenance, Office Rental, Office Supplies/Furniture, Other Loan Repayment, Petty Cash, Polling/Mailing Lists, Postage/Shipping/Courier Rates, Printing/Copying, Salary/Stipend, Telephone/Communication, Trash/Poster Removal, Travel/Vehicle Expense, Utility Expense, and other Expenses.
- Transfers to other Authorized Political Committees.
- Loan Repayments.
- Refunds of Contributions may include each contribution Refund to Individuals, Organizations, Political Party Committees, and other Political Committees (PACs).
- Other Expenditures may include all expenditures other than the afore-mentioned, which may include Independent Expenditures made by persons expressly advocating the election or defeat of a clearly identified candidate, which are made without cooperation or consultation with any candidate and/or authorized committee and/or agent of the candidate; Donations to Charities, Churches, Political Committees, Scholarship and Statehood Funds; Payments to the Internal Revenue Service and for Fines; and Tickets to Events.
- Offsets to Receipts may include Refunds, Rebates, Returned Checks, Non-Sufficient Fund Fees, and other Offsets to Operating Expenditures.

**DISCLAIMER:** The information presented in the 2011 Biennial Report was taken directly from reports of receipts and expenditures filed by the candidates and political committees; afterward formatted into the applicable graphs and charts.

**Summary of Expenditures by Purpose for  
Millenium PAC**

<b>Purpose</b>	<b>Total Expenditure</b>
General Operating Expenditures	\$197.36
<b>Grand Total</b>	<b>\$197.36</b>

**DISCLAIMER:** The information presented in the 2011 Biennial Report was taken directly from reports of receipts and expenditures filed by the candidates and political committees; afterward formatted into the applicable graphs and charts.

## General Operating Expenditures

Purpose	Total Expenditures
Bank Fees	\$197.36
<b>Total</b>	<b>\$197.36</b>

**DISCLAIMER:** The information presented in the 2011 Biennial Report was taken directly from reports of receipts and expenditures filed by the candidates and political committees; afterward formatted into the applicable graphs and charts.



**Detailed Summary of Expenditures by Purpose for  
Millenium PAC  
General Operating Expenditures**

<b>Purpose</b>	<b>Payee</b>	<b>Amount Spent</b>
Bank Fees	National Capital Bank of Washington	<b>\$197.36</b>
	<b>Total</b>	<b>\$197.36</b>
	<b>Grand Total</b>	<b>\$197.36</b>

**DISCLAIMER:** The information presented in the 2011 Biennial Report was taken directly from reports of receipts and expenditures filed by the candidates and political committees; afterward formatted into the applicable graphs and charts.

**GENERAL OPERATING EXPENDITURES**

Millenium PAC		Detailed Expenditures by Purpose	
Payee Name	Amount of Expenditure	Date of Expenditure	
<b>Bank Fees</b>			
National Capital Bank of Washington	\$8.16	02/01/2009	
National Capital Bank of Washington	\$8.60	03/31/2009	
National Capital Bank of Washington	\$8.60	04/30/2009	
National Capital Bank of Washington	\$8.60	12/31/2009	
National Capital Bank of Washington	\$8.60	05/31/2009	
National Capital Bank of Washington	\$8.60	06/30/2009	
National Capital Bank of Washington	\$8.60	06/30/2010	
National Capital Bank of Washington	\$8.60	08/03/2010	
National Capital Bank of Washington	\$8.60	09/30/2009	
National Capital Bank of Washington	\$8.60	02/28/2009	
National Capital Bank of Washington	\$8.60	08/01/2009	
National Capital Bank of Washington	\$8.60	09/30/2010	
National Capital Bank of Washington	\$8.60	08/31/2009	
National Capital Bank of Washington	\$8.60	10/30/2009	
National Capital Bank of Washington	\$8.60	11/30/2009	
National Capital Bank of Washington	\$8.60	02/01/2010	
National Capital Bank of Washington	\$8.60	02/28/2010	
National Capital Bank of Washington	\$8.60	03/31/2010	
National Capital Bank of Washington	\$8.60	04/30/2010	
National Capital Bank of Washington	\$8.60	05/31/2010	
National Capital Bank of Washington	\$8.60	08/31/2010	
National Capital Bank of Washington	\$8.60	10/31/2010	
National Capital Bank of Washington	\$8.60	11/30/2010	
	<b>Subtotal</b>	<b>\$197.36</b>	
	<b>Percentage of Total Expenditures</b>	<b>100.00%</b>	
	<b>Total</b>	<b>\$197.36</b>	

**DISCLAIMER:** The information presented in the 2011 Biennial Report was taken directly from reports of receipts and expenditures filed by the candidates and political committees; afterward formatted into the applicable graphs and charts.

**DC OFFICE OF CAMPAIGN FINANCE**

**2011 Biennial Report - Political Action Committees**

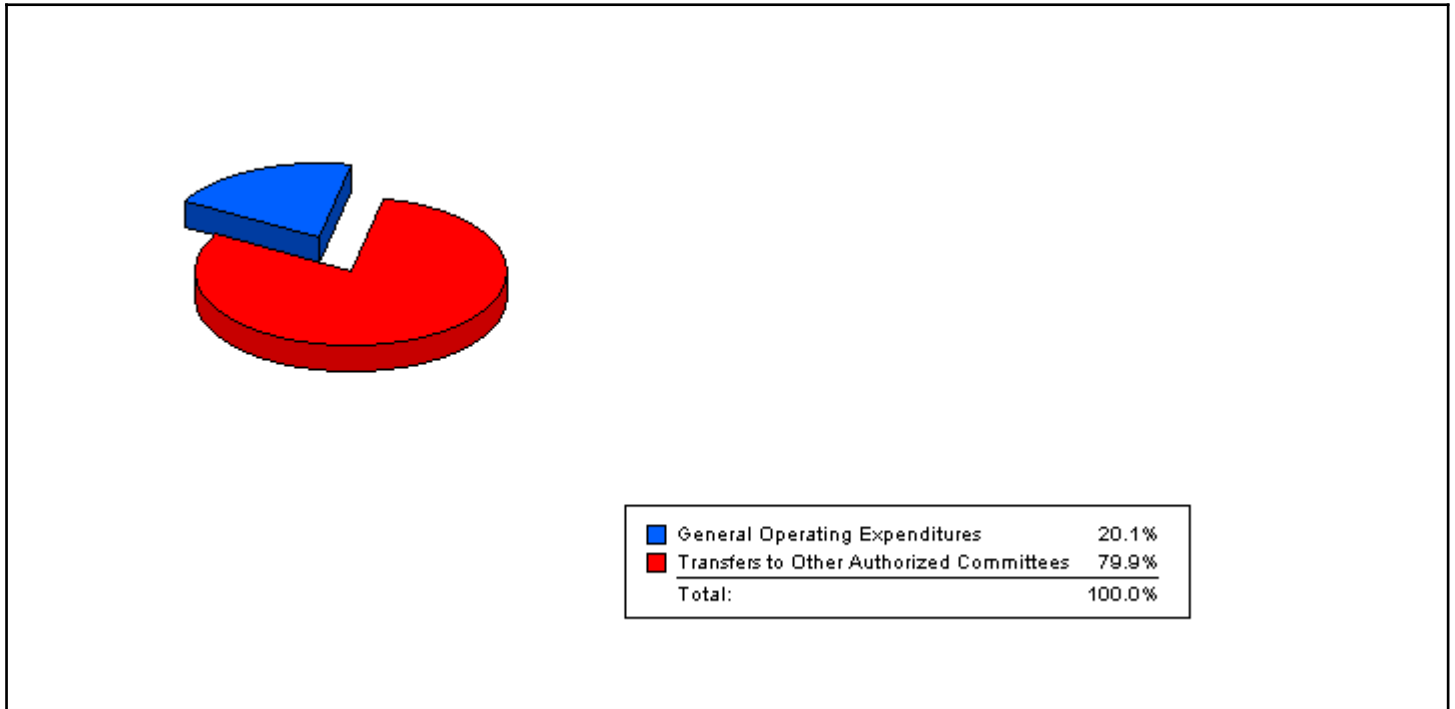
**Millenium PAC**  
**No Contributions Available**

**DISCLAIMER:** The information presented in the 2011 Biennial Report was taken directly from reports of receipts and expenditures filed by the candidates and political committees; afterward formatted into the applicable graphs and charts.

# DC OFFICE OF CAMPAIGN FINANCE

## 2011 Biennial Report - Political Action Committees

### Summary of Expenditures by Purpose for Our Wisconsin



Note: This Graph depicts the summary of the expenditures by purpose reported by Our Wisconsin.

The expenditures are presented in percentage terms by General Operating Expenditures, Transfers to Other Authorized Political Committees, Loan Repayments, Refunds of Contributions, Other Expenditures, and Offsets to Receipts

- General Operating Expenditures may include each expenditure made for Accounting Services, Advertising, Bank Fees, Campaign Events/Fund Raising, Campaign Materials and Supplies, Candidate Loan Re-payment, Catering/Refreshments, Computer Supplies/Equipment, Consulting Services, Equipment Purchases/Rental, In-Kind, Office Maintenance, Office Rental, Office Supplies/Furniture, Other Loan Repayment, Petty Cash, Polling/Mailing Lists, Postage/Shipping/Courier Rates, Printing/Copying, Salary/Stipend, Telephone/Communication, Trash/Poster Removal, Travel/Vehicle Expense, Utility Expense, and other Expenses.
- Transfers to other Authorized Political Committees.
- Loan Repayments.
- Refunds of Contributions may include each contribution Refund to Individuals, Organizations, Political Party Committees, and other Political Committees (PACs).
- Other Expenditures may include all expenditures other than the afore-mentioned, which may include Independent Expenditures made by persons expressly advocating the election or defeat of a clearly identified candidate, which are made without cooperation or consultation with any candidate and/or authorized committee and/or agent of the candidate; Donations to Charities, Churches, Political Committees, Scholarship and Statehood Funds; Payments to the Internal Revenue Service and for Fines; and Tickets to Events.
- Offsets to Receipts may include Refunds, Rebates, Returned Checks, Non-Sufficient Fund Fees, and other Offsets to Operating Expenditures.

**DISCLAIMER:** The information presented in the 2011 Biennial Report was taken directly from reports of receipts and expenditures filed by the candidates and political committees; afterward formatted into the applicable graphs and charts.

**Summary of Expenditures by Purpose for  
Our Wisconsin**

<b>Purpose</b>	<b>Total Expenditure</b>
General Operating Expenditures	<b>\$108.30</b>
Transfers to Other Authorized Committees	<b>\$431.10</b>
<b>Grand Total</b>	<b>\$539.40</b>

**DISCLAIMER:** The information presented in the 2011 Biennial Report was taken directly from reports of receipts and expenditures filed by the candidates and political committees; afterward formatted into the applicable graphs and charts.

## General Operating Expenditures

Purpose	Total Expenditures
Bank Fees	\$108.30
<b>Total</b>	<b>\$108.30</b>

**DISCLAIMER:** The information presented in the 2011 Biennial Report was taken directly from reports of receipts and expenditures filed by the candidates and political committees; afterward formatted into the applicable graphs and charts.

**Detailed Summary of Expenditures by Purpose for  
Our Wisconsin  
General Operating Expenditures**

<b>Purpose</b>	<b>Payee</b>	<b>Amount Spent</b>
Bank Fees	National Capital Bank	<b>\$108.00</b>
	The National Capital Bank	<b>\$0.30</b>
	<b>Total</b>	<b>\$108.30</b>
<b>Grand Total</b>		<b>\$108.30</b>

**DISCLAIMER:** The information presented in the 2011 Biennial Report was taken directly from reports of receipts and expenditures filed by the candidates and political committees; afterward formatted into the applicable graphs and charts.

**Detailed Summary of Expenditures by Purpose for  
Our Wisconsin**

**Transfers to Other Authorized Committees**

<b>Purpose</b>	<b>Payee</b>	<b>Amount Spent</b>
Transfer	Nate Myszka for Assembly	<b>\$431.10</b>
	<b>Total</b>	<b>\$431.10</b>
<b>Grand Total</b>		<b>\$431.10</b>

**DISCLAIMER:** The information presented in the 2011 Biennial Report was taken directly from reports of receipts and expenditures filed by the candidates and political committees; afterward formatted into the applicable graphs and charts.



**GENERAL OPERATING EXPENDITURES**

Our Wisconsin		Detailed Expenditures by Purpose	
Payee Name	Amount of Expenditure	Date of Expenditure	
<b>Bank Fees</b>			
National Capital Bank	\$9.00	06/30/2009	
National Capital Bank	\$9.00	05/31/2009	
National Capital Bank	\$9.00	08/01/2009	
National Capital Bank	\$9.00	01/10/2010	
National Capital Bank	\$9.00	08/31/2009	
National Capital Bank	\$9.00	12/31/2009	
National Capital Bank	\$9.00	02/28/2009	
National Capital Bank	\$9.00	04/30/2009	
National Capital Bank	\$9.00	09/30/2009	
National Capital Bank	\$9.00	10/31/2009	
National Capital Bank	\$9.00	03/31/2009	
National Capital Bank	\$9.00	11/30/2009	
The National Capital Bank	\$0.30	01/14/2010	
	<b>Subtotal</b>	<b>\$108.30</b>	
	<b>Percentage of Total Expenditures</b>	<b>20.08%</b>	


**TRANSFERS TO OTHER AUTHORIZED COMMITTEES**

Our Wisconsin		Detailed Expenditures by Purpose	
Payee Name	Amount of Expenditure	Date of Expenditure	
<b>Transfer</b>			
Nate Myszka for Assembly	\$431.10	01/14/2010	
	<b>Subtotal</b>	<b>\$431.10</b>	
	<b>Percentage of Total Expenditures</b>	<b>79.92%</b>	
	<b>Total</b>	<b>\$539.40</b>	

**DISCLAIMER:** The information presented in the 2011 Biennial Report was taken directly from reports of receipts and expenditures filed by the candidates and political committees; afterward formatted into the applicable graphs and charts.

**DC OFFICE OF CAMPAIGN FINANCE**  
**2011 Biennial Report - Political Action Committees**

**Summary of Contributions by Donor Type for  
Our Wisconsin**



Note: This Graph depicts the summary of the contributions by donor categories reported by the Our Wisconsin Principal Campaign Committee

The contributions are presented in percentage terms by donor categories, and may include each contribution received from Businesses, Corporations, Corporate Sponsored Political Action Committees, Individuals, Labor Sponsored Political Action Committees, Political Party Committees, Partnerships, and the Candidate. The summary may also note Other Receipts reported, such as Dividends, Interest, Refunds, and Rebates.

**DISCLAIMER:** The information presented in the 2011 Biennial Report was taken directly from reports of receipts and expenditures filed by the candidates and political committees; afterward formatted into the applicable graphs and charts.

**Summary of Contributions by Donor Type for  
Our Wisconsin**

<b>Donor Type</b>	<b>Received</b>
Refund	<b>\$500.00</b>
<b>Grand Total</b>	<b>\$500.00</b>

**DISCLAIMER:** The information presented in the 2011 Biennial Report was taken directly from reports of receipts and expenditures filed by the candidates and political committees; afterward formatted into the applicable graphs and charts.

**Detailed Summary of Contributions by Donor Type for  
Our Wisconsin**

<b>Donor Type</b>	<b>Name</b>	<b>Received</b>
Refund	Friends of Tamara Grigsby	<b>\$250.00</b>
	Skare for Assembly	<b>\$250.00</b>
	<b>Total</b>	<b>\$500.00</b>
<b>Grand Total</b>		<b>\$500.00</b>

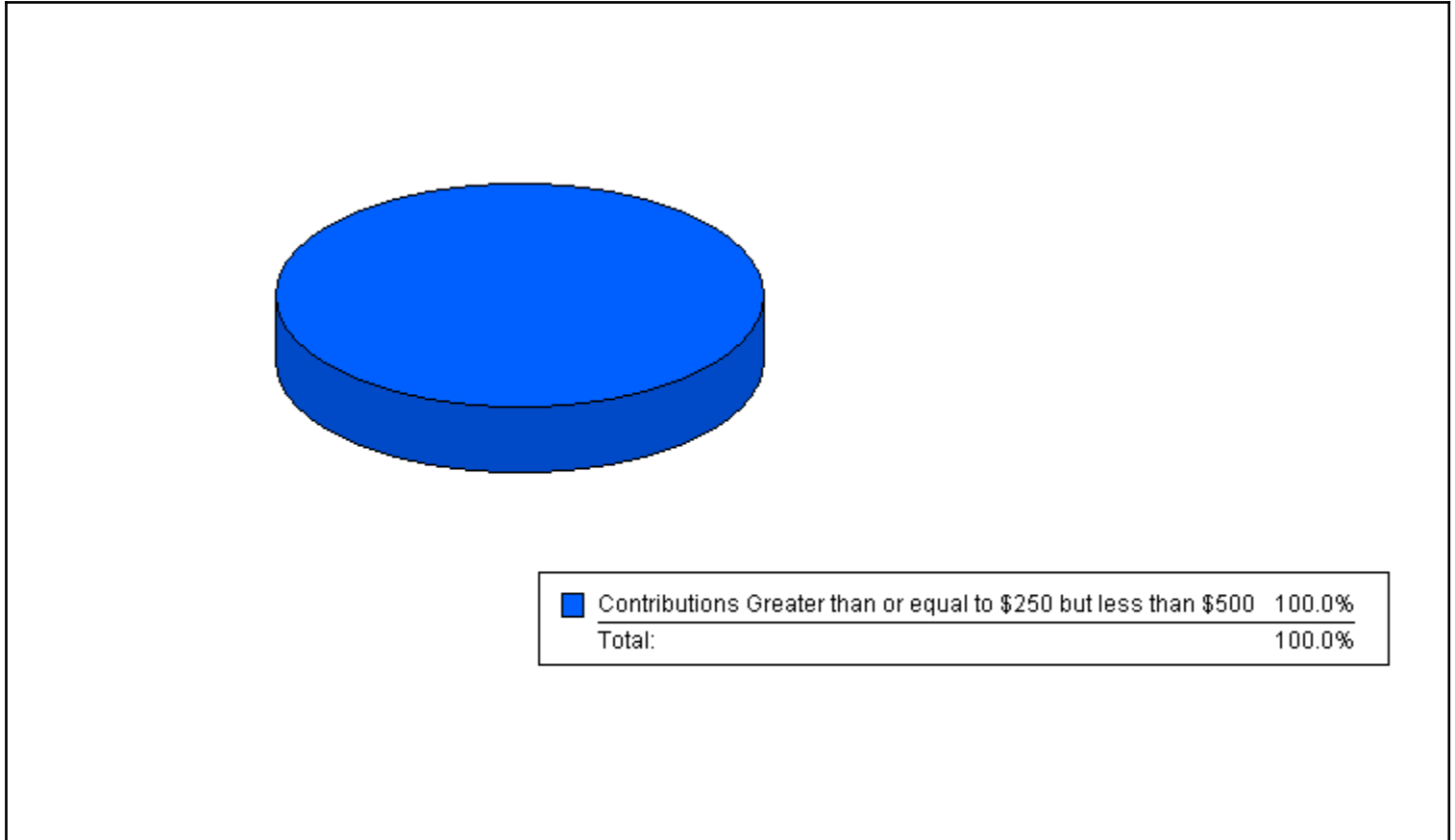
**DISCLAIMER:** The information presented in the 2011 Biennial Report was taken directly from reports of receipts and expenditures filed by the candidates and political committees; afterward formatted into the applicable graphs and charts.

Contributor Name	Amount	Date of Receipt
<b>Refund</b>		
Friends of Tamara Grigsby	\$250.00	07/15/2009
Skare for Assembly	\$250.00	07/15/2009
	<b>Subtotal</b>	<b>\$500.00</b>
	<b>Percentage of Total Contributions</b>	<b>100.00%</b>
	<b>Total</b>	<b>\$500.00</b>

**DISCLAIMER:** The information presented in the 2011 Biennial Report was taken directly from reports of receipts and expenditures filed by the candidates and political committees; afterward formatted into the applicable graphs and charts.

**DC OFFICE OF CAMPAIGN FINANCE**  
**2011 Biennial Report - Political Action Committees**

**Summary of Contributions by Amount for  
Our Wisconsin**



Note: This Graph depicts the summary of the contributions dollar amount reported by the Our Wisconsin Principal Campaign Committee

The contributions are presented in percentage terms in dollar amount, by the size of the contribution, including contribution greater than \$2000; contributions greater than or equal to \$1000 but less than or equal to \$2000; contributions greater than or equal to \$500 but less than or equal to \$1000; contributions greater than or equal to \$250 but less than or equal to \$500; contributions greater than or equal to \$100 but less than or equal to \$250; and contributions less than \$100.

**DISCLAIMER:** The information presented in the 2011 Biennial Report was taken directly from reports of receipts and expenditures filed by the candidates and political committees; afterward formatted into the applicable graphs and charts.

## Summary of Contributions by Amount for Our Wisconsin

Denomination Type	Amount Received
Contributions greater than or equal to \$250 but less than \$500	\$500.00
<b>Grand Total</b>	<b>\$500.00</b>

**DISCLAIMER:** The information presented in the 2011 Biennial Report was taken directly from reports of receipts and expenditures filed by the candidates and political committees; afterward formatted into the applicable graphs and charts.

## Detailed Summary of Contributions by Amount for Our Wisconsin

Denomination Type	Name	Received
Contributions greater than or equal to \$250 but less than \$500	Friends of Tamara Grigsby	<b>\$250.00</b>
	Skare for Assembly	<b>\$250.00</b>
	Total	<b>\$500.00</b>
<b>Grand Total</b>		<b>\$500.00</b>

**DISCLAIMER:** The information presented in the 2011 Biennial Report was taken directly from reports of receipts and expenditures filed by the candidates and political committees; afterward formatted into the applicable graphs and charts.



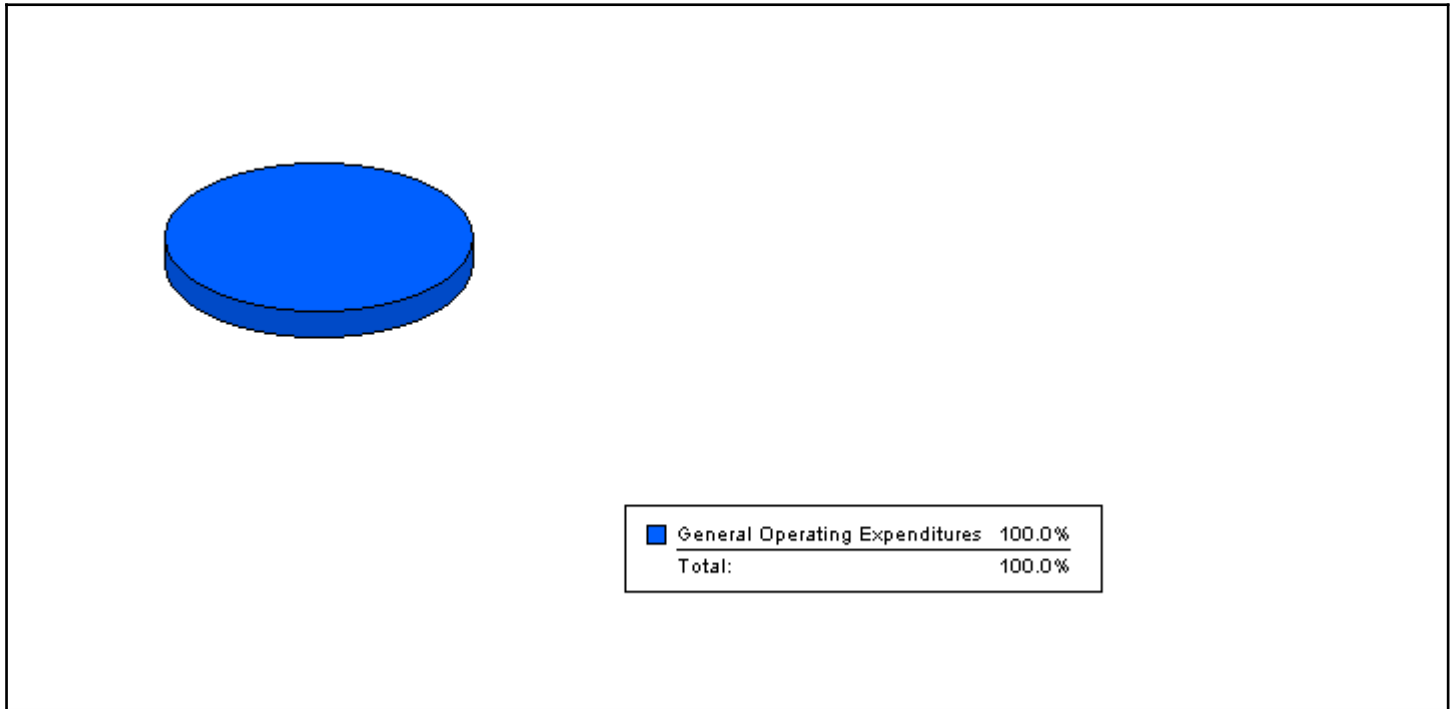
Contributor Name	Amount	Type of Contributor	Date of Receipt
<b>Contributions Greater than or equal to \$250 but less than \$500</b>			
Friends of Tamara Grigsby	\$250.00	Refund	07/15/2009
Skare for Assembly	\$250.00	Refund	07/15/2009
<b>Subtotal</b>	<b>\$500.00</b>		
<b>Percentage of Total Contributions</b>	<b>100.00%</b>		
<b>Total</b>	<b>\$500.00</b>		

**DISCLAIMER:** The information presented in the 2011 Biennial Report was taken directly from reports of receipts and expenditures filed by the candidates and political committees; afterward formatted into the applicable graphs and charts.

# DC OFFICE OF CAMPAIGN FINANCE

## 2011 Biennial Report - Political Action Committees

### Summary of Expenditures by Purpose for Professional Insurance Agents PAC VA & DC



Note: This Graph depicts the summary of the expenditures by purpose reported by Professional Insurance Agents PAC VA & DC.

The expenditures are presented in percentage terms by General Operating Expenditures, Transfers to Other Authorized Political Committees, Loan Repayments, Refunds of Contributions, Other Expenditures, and Offsets to Receipts

- General Operating Expenditures may include each expenditure made for Accounting Services, Advertising, Bank Fees, Campaign Events/Fund Raising, Campaign Materials and Supplies, Candidate Loan Re-payment, Catering/Refreshments, Computer Supplies/Equipment, Consulting Services, Equipment Purchases/Rental, In-Kind, Office Maintenance, Office Rental, Office Supplies/Furniture, Other Loan Repayment, Petty Cash, Polling/Mailing Lists, Postage/Shipping/Courier Rates, Printing/Copying, Salary/Stipend, Telephone/Communication, Trash/Poster Removal, Travel/Vehicle Expense, Utility Expense, and other Expenses.
- Transfers to other Authorized Political Committees.
- Loan Repayments.
- Refunds of Contributions may include each contribution Refund to Individuals, Organizations, Political Party Committees, and other Political Committees (PACs).
- Other Expenditures may include all expenditures other than the afore-mentioned, which may include Independent Expenditures made by persons expressly advocating the election or defeat of a clearly identified candidate, which are made without cooperation or consultation with any candidate and/or authorized committee and/or agent of the candidate; Donations to Charities, Churches, Political Committees, Scholarship and Statehood Funds; Payments to the Internal Revenue Service and for Fines; and Tickets to Events.
- Offsets to Receipts may include Refunds, Rebates, Returned Checks, Non-Sufficient Fund Fees, and other Offsets to Operating Expenditures.

**DISCLAIMER:** The information presented in the 2011 Biennial Report was taken directly from reports of receipts and expenditures filed by the candidates and political committees; afterward formatted into the applicable graphs and charts.

**Summary of Expenditures by Purpose for  
Professional Insurance Agents PAC VA & DC**

<b>Purpose</b>	<b>Total Expenditure</b>
General Operating Expenditures	<b>\$186.80</b>
<b>Grand Total</b>	<b>\$186.80</b>

**DISCLAIMER:** The information presented in the 2011 Biennial Report was taken directly from reports of receipts and expenditures filed by the candidates and political committees; afterward formatted into the applicable graphs and charts.

## General Operating Expenditures

Purpose	Total Expenditures
Bank Fees	\$152.14
Supplies	\$34.66
<b>Total</b>	<b>\$186.80</b>

**DISCLAIMER:** The information presented in the 2011 Biennial Report was taken directly from reports of receipts and expenditures filed by the candidates and political committees; afterward formatted into the applicable graphs and charts.

**Detailed Summary of Expenditures by Purpose for  
Professional Insurance Agents PAC VA & DC  
General Operating Expenditures**

<b>Purpose</b>	<b>Payee</b>	<b>Amount Spent</b>
Bank Fees	PNC Bank	<b>\$152.14</b>
	<b>Total</b>	<b>\$152.14</b>
Supplies	Branch Banking & Trust	<b>\$34.66</b>
	<b>Total</b>	<b>\$34.66</b>
<b>Grand Total</b>		<b>\$186.80</b>

**DISCLAIMER:** The information presented in the 2011 Biennial Report was taken directly from reports of receipts and expenditures filed by the candidates and political committees; afterward formatted into the applicable graphs and charts.


**GENERAL OPERATING EXPENDITURES**

Professional Insurance Agents PAC VA & DC		Detailed Expenditures by Purpose	
Payee Name	Amount of Expenditure	Date of Expenditure	
<b>Bank Fees</b>			
PNC Bank	\$10.14	02/02/2009	
PNC Bank	\$10.00	02/28/2009	
PNC Bank	\$16.00	08/01/2009	
PNC Bank	\$16.00	10/01/2009	
PNC Bank	\$16.00	06/30/2009	
PNC Bank	\$16.00	08/31/2009	
PNC Bank	\$16.00	09/30/2009	
PNC Bank	\$10.00	02/01/2009	
PNC Bank	\$16.00	04/30/2009	
PNC Bank	\$10.00	03/31/2009	
PNC Bank	\$16.00	05/31/2009	
<b>Supplies</b>			
Branch Banking & Trust	\$34.66	09/02/2009	
<b>Subtotal</b>		<b>\$186.80</b>	
<b>Percentage of Total Expenditures</b>		<b>100.00%</b>	
<b>Total</b>		<b>\$186.80</b>	

**DISCLAIMER:** The information presented in the 2011 Biennial Report was taken directly from reports of receipts and expenditures filed by the candidates and political committees; afterward formatted into the applicable graphs and charts.

**DC OFFICE OF CAMPAIGN FINANCE**  
**2011 Biennial Report - Political Action Committees**

**Summary of Contributions by Donor Type for  
Professional Insurance Agents PAC VA & DC**



Note: This Graph depicts the summary of the contributions by donor categories reported by the Professional Insurance Agents PAC VA & DC Principal Campaign Committee

The contributions are presented in percentage terms by donor categories, and may include each contribution received from Businesses, Corporations, Corporate Sponsored Political Action Committees, Individuals, Labor Sponsored Political Action Committees, Political Party Committees, Partnerships, and the Candidate. The summary may also note Other Receipts reported, such as Dividends, Interest, Refunds, and Rebates.

**DISCLAIMER:** The information presented in the 2011 Biennial Report was taken directly from reports of receipts and expenditures filed by the candidates and political committees; afterward formatted into the applicable graphs and charts.

## Summary of Contributions by Donor Type for Professional Insurance Agents PAC VA & DC

<b>Donor Type</b>	<b>Received</b>
Individual	<b>\$740.00</b>
Interest	<b>\$1.89</b>
<b>Grand Total</b>	<b>\$741.89</b>

**DISCLAIMER:** The information presented in the 2011 Biennial Report was taken directly from reports of receipts and expenditures filed by the candidates and political committees; afterward formatted into the applicable graphs and charts.



**Detailed Summary of Contributions by Donor Type for  
Professional Insurance Agents PAC VA & DC**

<b>Donor Type</b>	<b>Name</b>	<b>Received</b>
Individual	Berrier, Chris	\$20.00
	Crank, James	\$50.00
	Cubell, Darren	\$25.00
	D'Ambrosia, Patricia	\$20.00
	Daveler, Kenneth	\$250.00
	Dries, Lizabeth	\$20.00
	Dwyer, Sean	\$20.00
	Gladding, Roy	\$125.00
	Hamilton, Phillip	\$50.00
	Pattavina, Christina	\$50.00
	Rood, Jody	\$20.00
	Ross, Samuel	\$20.00
	Strachan, William	\$50.00
	Walker, Wanda	\$20.00
		<b>Total</b>
Interest	PNC Bank	\$1.89
		<b>Total</b>
<b>Grand Total</b>		<b>\$741.89</b>

**DISCLAIMER:** The information presented in the 2011 Biennial Report was taken directly from reports of receipts and expenditures filed by the candidates and political committees; afterward formatted into the applicable graphs and charts.

Professional Insurance Agents PAC VA & DC	Detailed Contributions by Donor Type	
---	--------------------------------------	--

Contributor Name	Amount	Date of Receipt
<b>Individual</b>		
Berrier, Chris	\$20.00	10/28/2009
Crank, James	\$50.00	10/29/2009
Cubell, Darren	\$25.00	10/28/2009
D'Ambrosia, Patricia	\$20.00	10/28/2009
Daveler, Kenneth	\$250.00	10/28/2009
Dries, Lizabeth	\$20.00	10/28/2009
Dwyer, Sean	\$20.00	10/28/2009
Gladding, Roy	\$125.00	10/28/2009
Hamilton, Phillip	\$50.00	10/28/2009
Pattavina, Christina	\$50.00	10/28/2009
Rood, Jody	\$20.00	10/29/2009
Ross, Samuel	\$20.00	10/28/2009
Strachan, William	\$50.00	10/28/2009
Walker, Wanda	\$20.00	10/29/2009
<b>Subtotal</b>	<b>\$740.00</b>	
<b>Percentage of Total Contributions</b>	<b>99.75%</b>	

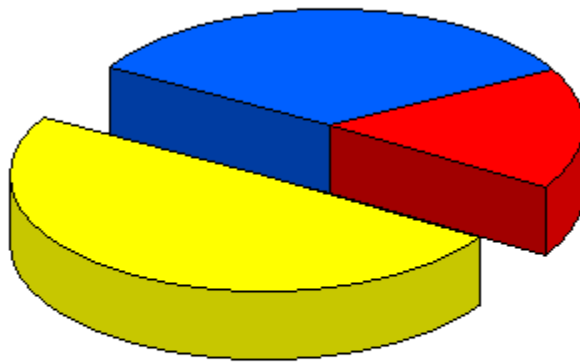
Professional Insurance Agents PAC VA & DC	Detailed Contributions by Donor Type	
---	--------------------------------------	--

Contributor Name	Amount	Date of Receipt
<b>Interest</b>		
PNC Bank	\$0.21	02/01/2009
PNC Bank	\$0.20	02/02/2009
PNC Bank	\$0.18	02/28/2009
PNC Bank	\$0.19	03/31/2009
PNC Bank	\$0.19	04/30/2009
PNC Bank	\$0.19	05/31/2009
PNC Bank	\$0.18	06/30/2009
PNC Bank	\$0.19	08/01/2009
PNC Bank	\$0.18	08/31/2009
PNC Bank	\$0.18	09/30/2009
<b>Subtotal</b>	<b>\$1.89</b>	
<b>Percentage of Total Contributions</b>	<b>0.25%</b>	
<b>Total</b>	<b>\$741.89</b>	

**DISCLAIMER:** The information presented in the 2011 Biennial Report was taken directly from reports of receipts and expenditures filed by the candidates and political committees; afterward formatted into the applicable graphs and charts.

**DC OFFICE OF CAMPAIGN FINANCE**  
**2011 Biennial Report - Political Action Committees**

**Summary of Contributions by Amount for  
Professional Insurance Agents PAC VA & DC**



Contributions Greater than or equal to \$250 but less than \$500	33.7%
Contributions Greater than or equal to \$100 but less than \$250	16.8%
Contributions Less than \$100	49.5%
Total:	100.0%

Note: This Graph depicts the summary of the contributions dollar amount reported by the Professional Insurance Agents PAC VA & DC Principal Campaign Committee

The contributions are presented in percentage terms in dollar amount, by the size of the contribution, including contribution greater than \$2000; contributions greater than or equal to \$1000 but less than or equal to \$2000; contributions greater than or equal to \$500 but less than or equal to \$1000; contributions greater than or equal to \$250 but less than or equal to \$500; contributions greater than or equal to \$100 but less than or equal to \$250; and contributions less than \$100.

**DISCLAIMER:** The information presented in the 2011 Biennial Report was taken directly from reports of receipts and expenditures filed by the candidates and political committees; afterward formatted into the applicable graphs and charts.

## Summary of Contributions by Amount for Professional Insurance Agents PAC VA & DC

Denomination Type	Amount Received
Contributions greater than or equal to \$250 but less than \$500	\$250.00
Contributions greater than or equal to \$100 but less than \$250	\$125.00
Contributions less than \$100	\$366.89
<b>Grand Total</b>	<b>\$741.89</b>

**DISCLAIMER:** The information presented in the 2011 Biennial Report was taken directly from reports of receipts and expenditures filed by the candidates and political committees; afterward formatted into the applicable graphs and charts.

## Detailed Summary of Contributions by Amount for Professional Insurance Agents PAC VA & DC

Denomination Type	Name	Received
Contributions greater than or equal to \$250 but less than \$500	Daveler, Kenneth	\$250.00
	Total	\$250.00
Contributions greater than or equal to \$100 but less than \$250	Gladding, Roy	\$125.00
	Total	\$125.00
Contributions less than \$100	Berrier, Chris	\$20.00
	Crank, James	\$50.00
	Cubell, Darren	\$25.00
	D'Ambrosia, Patricia	\$20.00
	Dries, Lizabeth	\$20.00
	Dwyer, Sean	\$20.00
	Hamilton, Phillip	\$50.00
	Pattavina, Christina	\$50.00
	PNC Bank	\$0.21
	PNC Bank	\$0.20
	PNC Bank	\$0.18
	PNC Bank	\$0.19
	PNC Bank	\$0.19
	PNC Bank	\$0.19
	PNC Bank	\$0.18
	PNC Bank	\$0.19
	PNC Bank	\$0.18
	PNC Bank	\$0.18
	Rood, Jody	\$20.00
	Ross, Samuel	\$20.00
Strachan, William	\$50.00	
Walker, Wanda	\$20.00	
Total	\$366.89	
<b>Grand Total</b>		<b>\$741.89</b>

**DISCLAIMER:** The information presented in the 2011 Biennial Report was taken directly from reports of receipts and expenditures filed by the candidates and political committees; afterward formatted into the applicable graphs and charts.

Contributor Name	Amount	Type of Contributor	Date of Receipt
------------------	--------	---------------------	-----------------

**Contributions Greater than or equal to \$250 but less than \$500**

Daveler, Kenneth	\$250.00	Individual	10/28/2009
------------------	----------	------------	------------

<b>Subtotal</b>	<b>\$250.00</b>		
-----------------	-----------------	--	--

<b>Percentage of Total Contributions</b>	<b>33.70%</b>		
--	---------------	--	--

Contributor Name	Amount	Type of Contributor	Date of Receipt
------------------	--------	---------------------	-----------------

**Contributions Greater than or equal to \$100 but less than \$250**

Gladding, Roy	\$125.00	Individual	10/28/2009
---------------	----------	------------	------------

<b>Subtotal</b>	<b>\$125.00</b>		
-----------------	-----------------	--	--

<b>Percentage of Total Contributions</b>	<b>16.85%</b>		
--	---------------	--	--

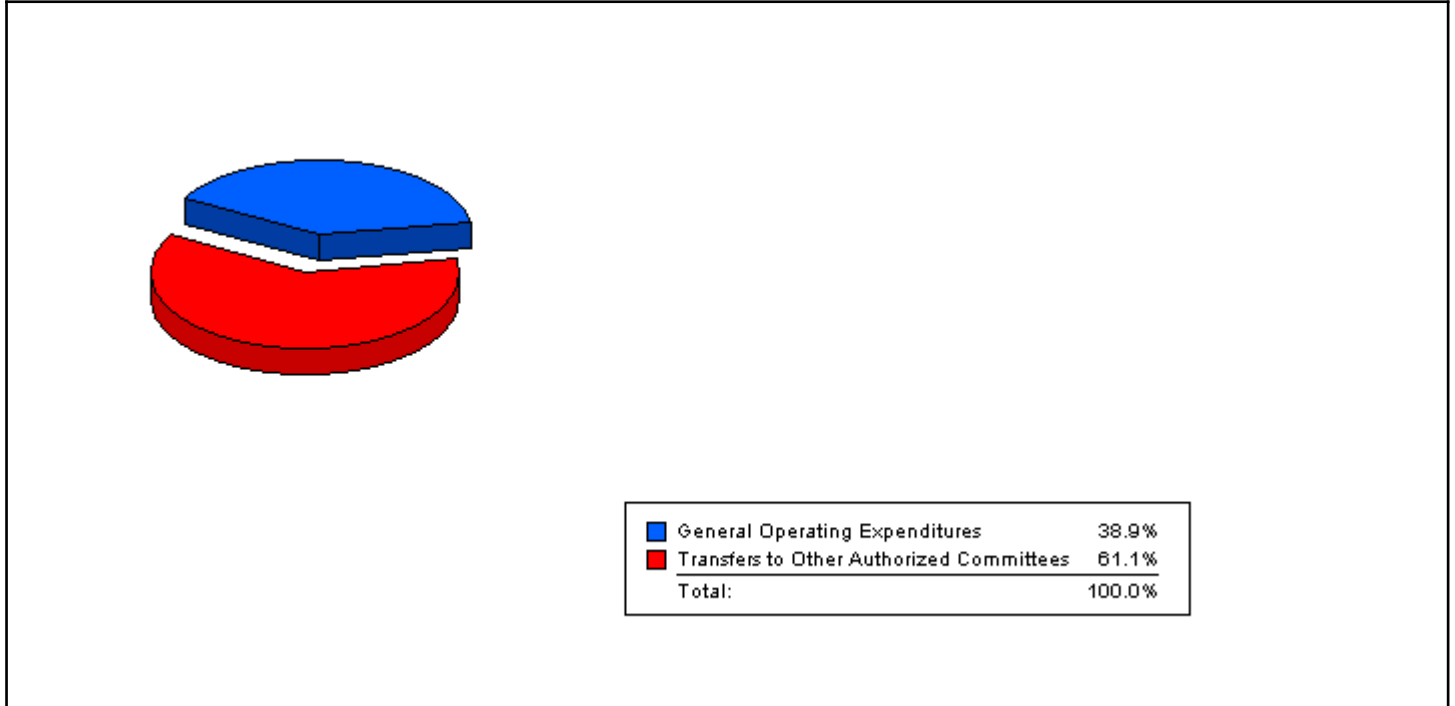
Contributor Name	Amount	Type of Contributor	Date of Receipt
<b>Contributions Less than \$100</b>			
Berrier, Chris	\$20.00	Individual	10/28/2009
Crank, James	\$50.00	Individual	10/29/2009
Cubell, Darren	\$25.00	Individual	10/28/2009
D'Ambrosia, Patricia	\$20.00	Individual	10/28/2009
Dries, Lizabeth	\$20.00	Individual	10/28/2009
Dwyer, Sean	\$20.00	Individual	10/28/2009
Hamilton, Phillip	\$50.00	Individual	10/28/2009
Pattavina, Christina	\$50.00	Individual	10/28/2009
PNC Bank	\$0.21	Interest	02/01/2009
PNC Bank	\$0.20	Interest	02/02/2009
PNC Bank	\$0.18	Interest	02/28/2009
PNC Bank	\$0.19	Interest	03/31/2009
PNC Bank	\$0.19	Interest	04/30/2009
PNC Bank	\$0.19	Interest	05/31/2009
PNC Bank	\$0.18	Interest	06/30/2009
PNC Bank	\$0.19	Interest	08/01/2009
PNC Bank	\$0.18	Interest	08/31/2009
PNC Bank	\$0.18	Interest	09/30/2009
Rood, Jody	\$20.00	Individual	10/29/2009
Ross, Samuel	\$20.00	Individual	10/28/2009
Strachan, William	\$50.00	Individual	10/28/2009
Walker, Wanda	\$20.00	Individual	10/29/2009
<b>Subtotal</b>	<b>\$366.89</b>		
<b>Percentage of Total Contributions</b>	<b>49.45%</b>		
<b>Total</b>	<b>\$741.89</b>		

**DISCLAIMER:** The information presented in the 2011 Biennial Report was taken directly from reports of receipts and expenditures filed by the candidates and political committees; afterward formatted into the applicable graphs and charts.

# DC OFFICE OF CAMPAIGN FINANCE

## 2011 Biennial Report - Political Action Committees

### Summary of Expenditures by Purpose for Republican Committee, DC



Note: This Graph depicts the summary of the expenditures by purpose reported by Republican Committee, DC.

The expenditures are presented in percentage terms by General Operating Expenditures, Transfers to Other Authorized Political Committees, Loan Repayments, Refunds of Contributions, Other Expenditures, and Offsets to Receipts

- General Operating Expenditures may include each expenditure made for Accounting Services, Advertising, Bank Fees, Campaign Events/Fund Raising, Campaign Materials and Supplies, Candidate Loan Re-payment, Catering/Refreshments, Computer Supplies/Equipment, Consulting Services, Equipment Purchases/Rental, In-Kind, Office Maintenance, Office Rental, Office Supplies/Furniture, Other Loan Repayment, Petty Cash, Polling/Mailing Lists, Postage/Shipping/Courier Rates, Printing/Copying, Salary/Stipend, Telephone/Communication, Trash/Poster Removal, Travel/Vehicle Expense, Utility Expense, and other Expenses.
- Transfers to other Authorized Political Committees.
- Loan Repayments.
- Refunds of Contributions may include each contribution Refund to Individuals, Organizations, Political Party Committees, and other Political Committees (PACs).
- Other Expenditures may include all expenditures other than the afore-mentioned, which may include Independent Expenditures made by persons expressly advocating the election or defeat of a clearly identified candidate, which are made without cooperation or consultation with any candidate and/or authorized committee and/or agent of the candidate; Donations to Charities, Churches, Political Committees, Scholarship and Statehood Funds; Payments to the Internal Revenue Service and for Fines; and Tickets to Events.
- Offsets to Receipts may include Refunds, Rebates, Returned Checks, Non-Sufficient Fund Fees, and other Offsets to Operating Expenditures.

**DISCLAIMER:** The information presented in the 2011 Biennial Report was taken directly from reports of receipts and expenditures filed by the candidates and political committees; afterward formatted into the applicable graphs and charts.



**Summary of Expenditures by Purpose for  
Republican Committee, DC**

<b>Purpose</b>	<b>Total Expenditure</b>
General Operating Expenditures	<b>\$32,956.21</b>
Transfers to Other Authorized Committees	<b>\$51,762.54</b>
<b>Grand Total</b>	<b>\$84,718.75</b>

**DISCLAIMER:** The information presented in the 2011 Biennial Report was taken directly from reports of receipts and expenditures filed by the candidates and political committees; afterward formatted into the applicable graphs and charts.

## General Operating Expenditures

<b>Purpose</b>	<b>Total Expenditures</b>
Advertising	<b>\$1,460.93</b>
Bank Fees	<b>\$689.01</b>
Catering/Refreshments	<b>\$4,907.31</b>
Consultant/Salary/Stipend	<b>\$10,329.00</b>
Fund-raiser	<b>\$6,747.50</b>
Phone Bill	<b>\$654.68</b>
Postage	<b>\$100.00</b>
Printing	<b>\$508.81</b>
Supplies	<b>\$6,716.09</b>
Travel	<b>\$262.99</b>
Utility	<b>\$579.89</b>
<b>Total</b>	<b>\$32,956.21</b>

**DISCLAIMER:** The information presented in the 2011 Biennial Report was taken directly from reports of receipts and expenditures filed by the candidates and political committees; afterward formatted into the applicable graphs and charts.

**Detailed Summary of Expenditures by Purpose for  
Republican Committee, DC  
General Operating Expenditures**

<b>Purpose</b>	<b>Payee</b>	<b>Amount Spent</b>
Advertising	DC Log Cabin Republicans	<b>\$650.00</b>
	Hummel Distribution	<b>\$810.93</b>
	<b>Total</b>	<b>\$1,460.93</b>
Bank Fees	NPC Louisville	<b>\$271.34</b>
	Sage Payment Solutions	<b>\$180.92</b>
	Suntrust	<b>\$236.75</b>
	<b>Total</b>	<b>\$689.01</b>
Catering/Refreshments	Cosi	<b>\$4.71</b>
	Ridgewells Catering	<b>\$4,790.00</b>
	Starbucks	<b>\$12.60</b>
	Teatro Goldini	<b>\$100.00</b>
	<b>Total</b>	<b>\$4,907.31</b>
Consultant/Salary/Stipend	Colburn, Ashley	<b>\$200.00</b>
	Craney, Paul	<b>\$1,000.00</b>
	Eberhardt, Garrett	<b>\$700.00</b>
	Jain, Nimisha	<b>\$175.00</b>
	McKenna Long & Aldrige	<b>\$7,509.00</b>
	Mosley, Renee	<b>\$375.00</b>
	Pejic, Lynda	<b>\$370.00</b>
	<b>Total</b>	<b>\$10,329.00</b>
Fund-raiser	BB&T	<b>\$2,000.00</b>
	Ridgewells Catering	<b>\$4,747.50</b>
	<b>Total</b>	<b>\$6,747.50</b>
Phone Bill	8x8 Inc.	<b>\$467.93</b>
	JMB Enterprises	<b>\$186.75</b>
	<b>Total</b>	<b>\$654.68</b>
Postage	U.S. Postal Service	<b>\$100.00</b>

**DISCLAIMER:** The information presented in the 2011 Biennial Report was taken directly from reports of receipts and expenditures filed by the candidates and political committees; afterward formatted into the applicable graphs and charts.

Postage	<b>Total</b>	<b>\$100.00</b>
Printing	International Art Gallery	<b>\$433.81</b>
	Martin Moulton	<b>\$75.00</b>
	<b>Total</b>	<b>\$508.81</b>
Supplies	Amazon.com	<b>\$567.01</b>
	BB&T	<b>\$5,925.27</b>
	Craney, Paul	<b>\$66.00</b>
	Giant Grocery	<b>\$157.81</b>
	<b>Total</b>	<b>\$6,716.09</b>
Travel	Washington metro	<b>\$262.99</b>
	<b>Total</b>	<b>\$262.99</b>
Utility	Comcast	<b>\$579.89</b>
	<b>Total</b>	<b>\$579.89</b>
<b>Grand Total</b>		<b>\$32,956.21</b>

**DISCLAIMER:** The information presented in the 2011 Biennial Report was taken directly from reports of receipts and expenditures filed by the candidates and political committees; afterward formatted into the applicable graphs and charts.

**Detailed Summary of Expenditures by Purpose for  
Republican Committee, DC  
Transfers to Other Authorized Committees**

<b>Purpose</b>	<b>Payee</b>	<b>Amount Spent</b>
Transfer	Committee to elect jim DeMartino	<b>\$500.00</b>
	Dave Hedgepeth For Ward 3	<b>\$500.00</b>
	DC Republican Committee Federal Account	<b>\$38,240.00</b>
	DC Republican Committee, Federal Account	<b>\$11,522.54</b>
	Marc Morgan for DC	<b>\$500.00</b>
	Tim Day for Ward 5	<b>\$500.00</b>
	<b>Total</b>	<b>\$51,762.54</b>
<b>Grand Total</b>		<b>\$51,762.54</b>

**DISCLAIMER:** The information presented in the 2011 Biennial Report was taken directly from reports of receipts and expenditures filed by the candidates and political committees; afterward formatted into the applicable graphs and charts.

**GENERAL OPERATING EXPENDITURES**

Republican Committee, DC		Detailed Expenditures by Purpose	
Payee Name	Amount of Expenditure	Date of Expenditure	
<b>Advertising</b>			
DC Log Cabin Republicans	\$650.00	02/01/2010	
Hummel Distribution	\$810.93	03/11/2010	
<b>Bank Fees</b>			
NPC Louisville	\$42.69	03/04/2009	
NPC Louisville	\$45.25	06/02/2009	
NPC Louisville	\$45.50	02/03/2009	
NPC Louisville	\$24.20	07/02/2009	
NPC Louisville	\$23.70	05/04/2009	
NPC Louisville	\$45.00	04/02/2009	
NPC Louisville	\$45.00	01/05/2009	
Sage Payment Solutions	\$45.00	03/11/2010	
Sage Payment Solutions	\$45.00	01/06/2010	
Sage Payment Solutions	\$62.33	02/02/2010	
Sage Payment Solutions	\$7.80	12/02/2009	
Sage Payment Solutions	\$20.79	08/04/2009	
Suntrust	\$15.95	07/21/2010	
Suntrust	\$15.95	10/21/2010	
Suntrust	\$70.95	06/21/2010	
Suntrust	\$100.00	06/11/2010	
Suntrust	\$15.95	08/19/2010	
Suntrust	\$17.95	11/02/2010	
<b>Catering/Refreshments</b>			
Cosi	\$4.71	07/12/2010	
Ridgewells Catering	\$4,790.00	03/31/2010	
Starbucks	\$12.60	06/17/2010	
Teatro Goldini	\$100.00	03/11/2010	
<b>Consultant/Salary/Stipend</b>			
Colburn, Ashley	\$100.00	04/27/2010	
Colburn, Ashley	\$100.00	03/29/2010	
Craney, Paul	\$1,000.00	12/09/2009	
Eberhardt, Garrett	\$200.00	04/27/2010	

**DISCLAIMER:** The information presented in the 2011 Biennial Report was taken directly from reports of receipts and expenditures filed by the candidates and political committees; afterward formatted into the applicable graphs and charts.

## GENERAL OPERATING EXPENDITURES

Republican Committee, DC		Detailed Expenditures by Purpose	
Payee Name	Amount of Expenditure	Date of Expenditure	
Eberhardt, Garrett	\$200.00	03/29/2010	
Eberhardt, Garrett	\$300.00	06/11/2010	
Jain, Nimisha	\$75.00	03/29/2010	
Jain, Nimisha	\$100.00	04/27/2010	
McKenna Long & Aldrige	\$2,509.00	06/11/2010	
McKenna Long & Aldrige	\$5,000.00	05/07/2010	
Mosley, Renee	\$150.00	04/27/2010	
Mosley, Renee	\$225.00	03/29/2010	
Pejic, Lynda	\$370.00	06/11/2010	
<b>Fund-raiser</b>			
BB&T	\$2,000.00	10/29/2009	
Ridgewells Catering	\$4,747.50	10/20/2009	
<b>Phone Bill</b>			
8x8 Inc.	\$233.56	08/04/2010	
8x8 Inc.	\$234.37	07/06/2010	
JMB Enterprises	\$186.75	11/05/2009	
<b>Postage</b>			
U.S. Postal Service	\$100.00	03/31/2010	
<b>Printing</b>			
International Art Gallery	\$190.01	11/05/2009	
International Art Gallery	\$243.80	11/20/2009	
Martin Moulton	\$75.00	10/20/2009	
<b>Supplies</b>			
Amazon.com	\$137.50	08/09/2010	
Amazon.com	\$39.58	06/11/2010	
Amazon.com	\$150.47	06/28/2010	
Amazon.com	\$17.72	06/11/2010	
Amazon.com	\$29.45	07/30/2010	
Amazon.com	\$81.03	06/14/2010	
Amazon.com	\$37.35	06/15/2010	
Amazon.com	\$73.91	07/06/2010	

**DISCLAIMER:** The information presented in the 2011 Biennial Report was taken directly from reports of receipts and expenditures filed by the candidates and political committees; afterward formatted into the applicable graphs and charts.

**GENERAL OPERATING EXPENDITURES**

Republican Committee, DC		Detailed Expenditures by Purpose	
Payee Name	Amount of Expenditure	Date of Expenditure	
BB&T	\$1,149.69	12/02/2009	
BB&T	\$2,056.32	11/16/2009	
BB&T	\$1,049.69	12/07/2009	
BB&T	\$856.32	01/04/2010	
BB&T	\$813.25	11/10/2009	
Craney, Paul	\$66.00	11/16/2009	
Giant Grocery	\$157.81	07/02/2010	
<b>Travel</b>			
Washington metro	\$262.99	03/29/2010	
<b>Utility</b>			
Comcast	\$192.99	08/16/2010	
Comcast	\$193.45	07/14/2010	
Comcast	\$193.45	06/11/2010	
	<b>Subtotal</b>	<b>\$32,956.21</b>	
	<b>Percentage of Total Expenditures</b>	<b>38.90%</b>	

**DISCLAIMER:** The information presented in the 2011 Biennial Report was taken directly from reports of receipts and expenditures filed by the candidates and political committees; afterward formatted into the applicable graphs and charts.



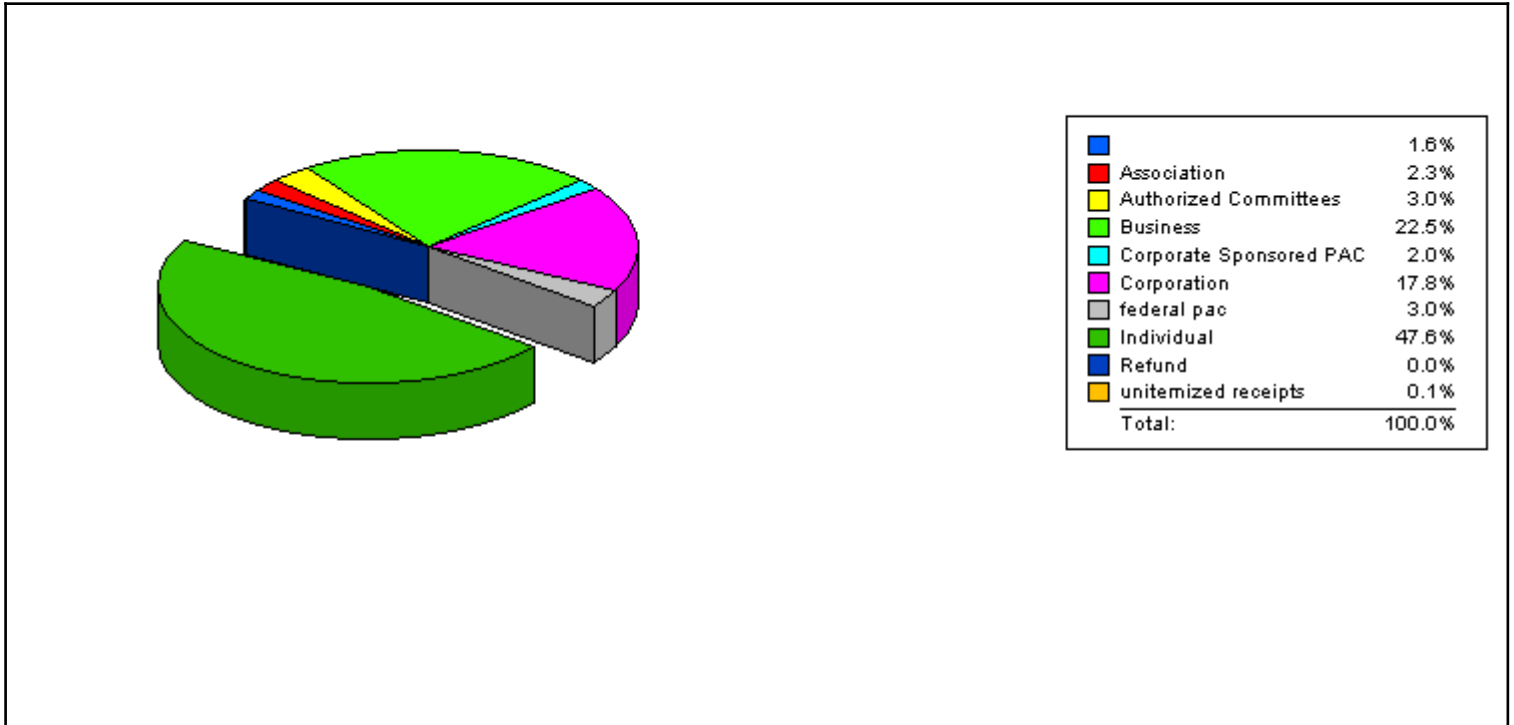
**TRANSFERS TO OTHER AUTHORIZED COMMITTEES**

Republican Committee, DC		Detailed Expenditures by Purpose	
Payee Name	Amount of Expenditure	Date of Expenditure	
<b>Transfer</b>			
Committee to elect jim DeMartino	\$500.00	04/06/2010	
Dave Hedgepeth For Ward 3	\$500.00	04/12/2010	
DC Republican Committee Federal Account	\$4,500.00	08/10/2009	
DC Republican Committee Federal Account	\$2,000.00	05/12/2009	
DC Republican Committee Federal Account	\$750.00	04/21/2009	
DC Republican Committee Federal Account	\$5,000.00	11/16/2009	
DC Republican Committee Federal Account	\$2,000.00	12/01/2009	
DC Republican Committee Federal Account	\$4,000.00	10/28/2010	
DC Republican Committee Federal Account	\$4,500.00	02/02/2010	
DC Republican Committee Federal Account	\$9,000.00	06/18/2009	
DC Republican Committee Federal Account	\$1,500.00	12/07/2010	
DC Republican Committee Federal Account	\$100.00	08/11/2009	
DC Republican Committee Federal Account	\$4,890.00	06/02/2009	
DC Republican Committee, Federal Account	\$4,000.00	07/30/2009	
DC Republican Committee, Federal Account	\$7,522.54	02/26/2009	
Marc Morgan for DC	\$500.00	04/06/2010	
Tim Day for Ward 5	\$500.00	04/06/2010	
	<b>Subtotal</b>	<b>\$51,762.54</b>	
	<b>Percentage of Total Expenditures</b>	<b>61.10%</b>	
	<b>Total</b>	<b>\$84,718.75</b>	

**DISCLAIMER:** The information presented in the 2011 Biennial Report was taken directly from reports of receipts and expenditures filed by the candidates and political committees; afterward formatted into the applicable graphs and charts.

**DC OFFICE OF CAMPAIGN FINANCE**  
**2011 Biennial Report - Political Action Committees**

**Summary of Contributions by Donor Type for  
Republican Committee, DC**



Note: This Graph depicts the summary of the contributions by donor categories reported by the Republican Committee, DC Principal Campaign Committee

The contributions are presented in percentage terms by donor categories, and may include each contribution received from Businesses, Corporations, Corporate Sponsored Political Action Committees, Individuals, Labor Sponsored Political Action Committees, Political Party Committees, Partnerships, and the Candidate. The summary may also note Other Receipts reported, such as Dividends, Interest, Refunds, and Rebates.

**DISCLAIMER:** The information presented in the 2011 Biennial Report was taken directly from reports of receipts and expenditures filed by the candidates and political committees; afterward formatted into the applicable graphs and charts.

## Summary of Contributions by Donor Type for Republican Committee, DC

Donor Type	Received
	\$1,550.00
association	\$2,308.50
Authorized Committees	\$3,000.00
Business	\$22,335.00
Corporate Sponsored PAC	\$2,000.00
Corporation	\$17,715.00
federal pac	\$3,000.00
Individual	\$47,285.00
Refund	\$29.00
unitemized receipts	\$116.00
<b>Grand Total</b>	<b>\$99,338.50</b>

**DISCLAIMER:** The information presented in the 2011 Biennial Report was taken directly from reports of receipts and expenditures filed by the candidates and political committees; afterward formatted into the applicable graphs and charts.

## Detailed Summary of Contributions by Donor Type for Republican Committee, DC

Donor Type	Name	Received
	Culver for Ward 2	\$1,550.00
	<b>Total</b>	<b>\$1,550.00</b>
association	Fraternal Order of Police	\$1,500.00
	League of Republican Women of DC	\$808.50
	<b>Total</b>	<b>\$2,308.50</b>
Authorized Committees	DCRC Federal Account	\$3,000.00
	<b>Total</b>	<b>\$3,000.00</b>
Business	Arent Fox	\$2,000.00
	Atlantic Services Group	\$1,000.00
	Baker Daniels	\$3,000.00
	Capital City City Realty	\$250.00
	Captel	\$1,000.00
	Carmen Group	\$3,000.00
	DC Parents for School Choice	\$500.00
	DC Vote	\$1,050.00
	Ingrid Rose Company	\$50.00
	Jeffrey J Kimbell & Associates, Inc.	\$500.00
	Jeremy Andrew Solutions LLC	\$885.00
	Kirstein & Young	\$500.00
	Parker Tide Corp	\$2,000.00
	Paul Shearman Allen & Associates	\$300.00
	Republicans Abroad	\$300.00
	Snell Professional Corp.	\$2,000.00
	Susan Davis International	\$1,250.00
	Susan Davis INTL. LTD.	\$1,000.00
	The Grizzle Company	\$1,500.00
	The Leonard Group	\$250.00
	<b>Total</b>	<b>\$22,335.00</b>
Corporate Sponsored PAC	Phi-Pepco-Conectiv PAC	\$2,000.00

**DISCLAIMER:** The information presented in the 2011 Biennial Report was taken directly from reports of receipts and expenditures filed by the candidates and political committees; afterward formatted into the applicable graphs and charts.

Corporate Sponsored PAC	<b>Total</b>	<b>\$2,000.00</b>
Corporation	Carmen Group	<b>\$250.00</b>
	Howard Consulting	<b>\$1,000.00</b>
	Jamestown Associates	<b>\$3,000.00</b>
	Jeremy Andrew Solutions LLC	<b>\$165.00</b>
	Kirstein & Young	<b>\$400.00</b>
	Lusby Lane LLC	<b>\$150.00</b>
	Oxford Communications	<b>\$2,500.00</b>
	Public Properties LLC	<b>\$2,500.00</b>
	Republican State Leadership Committee	<b>\$7,000.00</b>
	Susan Davis International	<b>\$250.00</b>
	The Leonard Group	<b>\$500.00</b>
	<b>Total</b>	<b>\$17,715.00</b>
	federal pac	ENG PAC
<b>Total</b>		<b>\$3,000.00</b>
Individual	Baron, Christopher	<b>\$125.00</b>
	Bernstein, Stuart	<b>\$500.00</b>
	Boffa, John	<b>\$1,500.00</b>
	Boone, David	<b>\$1,000.00</b>
	Carmen, David	<b>\$250.00</b>
	Dean, William	<b>\$5,000.00</b>
	Estrin, Melvyn	<b>\$5,000.00</b>
	Galvin, Michael	<b>\$5,000.00</b>
	Gildenhorn, Joseph	<b>\$5,000.00</b>
	Goldfield, H.P.	<b>\$1,000.00</b>
	Hanas, Suzanne	<b>\$150.00</b>
	Hennie, Jeff	<b>\$10.00</b>
	Heuer, Ann	<b>\$150.00</b>
	Hills, Joan	<b>\$150.00</b>
	Homan, Jill	<b>\$550.00</b>
	Levatino, Vita	<b>\$150.00</b>
	Parker, Anthony	<b>\$250.00</b>

**DISCLAIMER:** The information presented in the 2011 Biennial Report was taken directly from reports of receipts and expenditures filed by the candidates and political committees; afterward formatted into the applicable graphs and charts.

Individual	Pascal, Paul	<b>\$100.00</b>
	Paty, Alma	<b>\$150.00</b>
	Peabody, Malcolm	<b>\$100.00</b>
	Pence, Robert	<b>\$10,000.00</b>
	Pence, Susan	<b>\$5,000.00</b>
	Perros, Theodore	<b>\$300.00</b>
	Scalise, Chris	<b>\$25.00</b>
	Smith, Rodney	<b>\$125.00</b>
	Tahir, Muhammad	<b>\$150.00</b>
	Vradenburg, George	<b>\$4,000.00</b>
	Werronen, Betsy	<b>\$300.00</b>
	Zagotta, Anthony	<b>\$250.00</b>
	Zigo, Marc	<b>\$1,000.00</b>
	<b>Total</b>	<b>\$47,285.00</b>
Refund	Travelers	<b>\$29.00</b>
		<b>Total</b>
unitemized receipts	Unitemized Receipts less than \$50	<b>\$116.00</b>
		<b>Total</b>
<b>Grand Total</b>		<b>\$99,338.50</b>

**DISCLAIMER:** The information presented in the 2011 Biennial Report was taken directly from reports of receipts and expenditures filed by the candidates and political committees; afterward formatted into the applicable graphs and charts.

Republican Committee, DC	Detailed Contributions by Donor Type	
--------------------------	--------------------------------------	--

Contributor Name	Amount	Date of Receipt
Culver for Ward 2	\$1,000.00	02/13/2009
Culver for Ward 2	\$250.00	03/04/2009
Culver for Ward 2	\$300.00	06/02/2009
<b>Subtotal</b>	<b>\$1,550.00</b>	
<b>Percentage of Total Contributions</b>	<b>1.56%</b>	

Republican Committee, DC	Detailed Contributions by Donor Type	
--------------------------	--------------------------------------	--

Contributor Name	Amount	Date of Receipt
<b>Association</b>		
Fraternal Order of Police	\$1,500.00	05/06/2009
League of Republican Women of DC	\$808.50	07/13/2010
<b>Subtotal</b>	<b>\$2,308.50</b>	
<b>Percentage of Total Contributions</b>	<b>2.32%</b>	

Republican Committee, DC	Detailed Contributions by Donor Type	
--------------------------	--------------------------------------	--

Contributor Name	Amount	Date of Receipt
<b>Authorized Committees</b>		
DCRC Federal Account	\$3,000.00	02/25/2009
<b>Subtotal</b>	<b>\$3,000.00</b>	
<b>Percentage of Total Contributions</b>	<b>3.02%</b>	

**DISCLAIMER:** The information presented in the 2011 Biennial Report was taken directly from reports of receipts and expenditures filed by the candidates and political committees; afterward formatted into the applicable graphs and charts.

Contributor Name	Amount	Date of Receipt
<b>Business</b>		
Arent Fox	\$1,000.00	06/03/2009
Arent Fox	\$1,000.00	03/31/2010
Atlantic Services Group	\$1,000.00	02/01/2010
Baker Daniels	\$1,500.00	05/22/2009
Baker Daniels	\$1,500.00	03/17/2010
Capital City City Realty	\$250.00	06/08/2009
Captel	\$1,000.00	11/06/2009
Carmen Group	\$3,000.00	05/28/2009
DC Parents for School Choice	\$250.00	07/13/2009
DC Parents for School Choice	\$250.00	02/02/2010
DC Vote	\$750.00	07/15/2009
DC Vote	\$300.00	05/18/2010
Ingrid Rose Company	\$50.00	03/23/2010
Jeffrey J Kimbell & Associates, Inc.	\$500.00	11/04/2009
Jeremy Andrew Solutions LLC	\$300.00	06/02/2009
Jeremy Andrew Solutions LLC	\$30.00	12/07/2009
Jeremy Andrew Solutions LLC	\$305.00	03/31/2010
Jeremy Andrew Solutions LLC	\$250.00	06/21/2010
Kirstein & Young	\$500.00	11/02/2009
Parker Tide Corp	\$2,000.00	03/24/2010
Paul Shearman Allen & Associates	\$300.00	05/27/2009
Republicans Abroad	\$300.00	03/17/2010
Snell Professional Corp.	\$2,000.00	06/03/2009
Susan Davis International	\$1,000.00	02/17/2009
Susan Davis International	\$250.00	03/11/2010
Susan Davis INTL. LTD.	\$1,000.00	02/14/2010
The Grizzle Company	\$1,500.00	12/01/2009
The Leonard Group	\$250.00	11/10/2010
	<b>Subtotal</b>	<b>\$22,335.00</b>
	<b>Percentage of Total Contributions</b>	<b>22.48%</b>

**DISCLAIMER:** The information presented in the 2011 Biennial Report was taken directly from reports of receipts and expenditures filed by the candidates and political committees; afterward formatted into the applicable graphs and charts.



Republican Committee, DC		Detailed Contributions by Donor Type
--------------------------	--	--------------------------------------

Contributor Name	Amount	Date of Receipt
------------------	--------	-----------------

**Corporate Sponsored PAC**

Phi-Pepco-Conectiv PAC	\$2,000.00	06/12/2009
------------------------	------------	------------

**Subtotal \$2,000.00**

**Percentage of Total Contributions 2.01%**

Republican Committee, DC		Detailed Contributions by Donor Type
--------------------------	--	--------------------------------------

Contributor Name	Amount	Date of Receipt
------------------	--------	-----------------

**Corporation**

Carmen Group	\$250.00	05/19/2010
--------------	----------	------------

Howard Consulting	\$1,000.00	04/27/2009
-------------------	------------	------------

Jamestown Associates	\$3,000.00	06/12/2009
----------------------	------------	------------

Jeremy Andrew Solutions LLC	\$150.00	06/04/2009
-----------------------------	----------	------------

Jeremy Andrew Solutions LLC	\$15.00	07/15/2009
-----------------------------	---------	------------

Kirstein & Young	\$250.00	03/09/2009
------------------	----------	------------

Kirstein & Young	\$150.00	06/02/2009
------------------	----------	------------

Lusby Lane LLC	\$150.00	08/18/2009
----------------	----------	------------

Oxford Communications	\$1,000.00	06/12/2009
-----------------------	------------	------------

Oxford Communications	\$1,500.00	07/28/2009
-----------------------	------------	------------

Public Properties LLC	\$2,500.00	10/28/2009
-----------------------	------------	------------

Republican State Leadership Committee	\$1,000.00	02/01/2009
---------------------------------------	------------	------------

Republican State Leadership Committee	\$3,000.00	06/09/2009
---------------------------------------	------------	------------

Republican State Leadership Committee	\$3,000.00	03/31/2010
---------------------------------------	------------	------------

Susan Davis International	\$250.00	04/06/2009
---------------------------	----------	------------

The Leonard Group	\$250.00	02/23/2009
-------------------	----------	------------

The Leonard Group	\$250.00	05/27/2009
-------------------	----------	------------

**Subtotal \$17,715.00**

**Percentage of Total Contributions 17.83%**

Republican Committee, DC		Detailed Contributions by Donor Type
--------------------------	--	--------------------------------------

Contributor Name	Amount	Date of Receipt
------------------	--------	-----------------

**federal pac**

ENG PAC	\$3,000.00	03/31/2010
---------	------------	------------

**Subtotal \$3,000.00**

**Percentage of Total Contributions 3.02%**

**DISCLAIMER:** The information presented in the 2011 Biennial Report was taken directly from reports of receipts and expenditures filed by the candidates and political committees; afterward formatted into the applicable graphs and charts.

Contributor Name	Amount	Date of Receipt
<b>Individual</b>		
Baron, Christopher	\$125.00	02/20/2009
Bernstein, Stuart	\$500.00	06/24/2010
Boffa, John	\$1,500.00	03/16/2010
Boone, David	\$1,000.00	06/24/2010
Carmen, David	\$250.00	02/09/2010
Dean, William	\$5,000.00	02/02/2010
Estrin, Melvyn	\$5,000.00	01/20/2010
Galvin, Michael	\$5,000.00	11/12/2009
Gildenhorn, Joseph	\$5,000.00	02/01/2010
Goldfield, H.P.	\$1,000.00	05/18/2010
Hanas, Suzanne	\$150.00	03/16/2010
Hennie, Jeff	\$10.00	07/16/2010
Heuer, Ann	\$150.00	03/22/2010
Hills, Joan	\$150.00	03/15/2010
Homan, Jill	\$550.00	03/17/2010
Levatino, Vita	\$150.00	07/01/2009
Parker, Anthony	\$250.00	03/11/2010
Pascal, Paul	\$100.00	12/01/2009
Paty, Alma	\$150.00	03/17/2010
Peabody, Malcolm	\$100.00	03/16/2010
Pence, Robert	\$5,000.00	10/27/2009
Pence, Robert	\$5,000.00	07/21/2010
Pence, Susan	\$3,000.00	05/11/2010
Pence, Susan	\$2,000.00	07/21/2010
Perros, Theodore	\$300.00	03/12/2010
Scalise, Chris	\$25.00	02/09/2010
Smith, Rodney	\$125.00	12/02/2009
Tahir, Muhammad	\$150.00	05/20/2009
Vradenburg, George	\$4,000.00	03/31/2010
Werronen, Betsy	\$300.00	03/22/2010
Zagotta, Anthony	\$250.00	05/17/2010
Zigo, Marc	\$1,000.00	02/17/2009
	<b>Subtotal</b>	<b>\$47,285.00</b>
	<b>Percentage of Total Contributions</b>	<b>47.60%</b>

**DISCLAIMER:** The information presented in the 2011 Biennial Report was taken directly from reports of receipts and expenditures filed by the candidates and political committees; afterward formatted into the applicable graphs and charts.

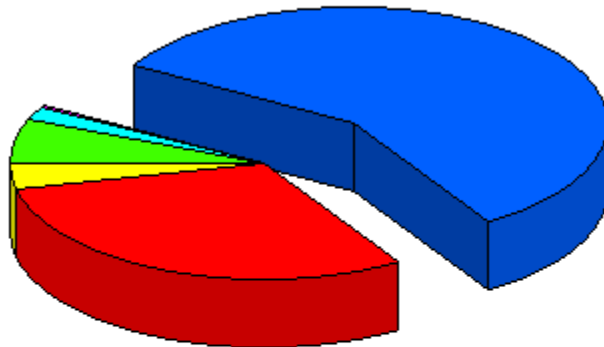
Contributor Name	Amount	Date of Receipt
<b>Refund</b>		
Travelers	\$29.00	02/02/2009
<b>Subtotal</b>	<b>\$29.00</b>	
<b>Percentage of Total Contributions</b>	<b>0.03%</b>	

Contributor Name	Amount	Date of Receipt
<b>unitemized receipts</b>		
Unitemized Receipts less than \$50	\$116.00	01/31/2010
<b>Subtotal</b>	<b>\$116.00</b>	
<b>Percentage of Total Contributions</b>	<b>0.12%</b>	
<b>Total</b>	<b>\$99,338.50</b>	

**DISCLAIMER:** The information presented in the 2011 Biennial Report was taken directly from reports of receipts and expenditures filed by the candidates and political committees; afterward formatted into the applicable graphs and charts.

**DC OFFICE OF CAMPAIGN FINANCE**  
**2011 Biennial Report - Political Action Committees**

**Summary of Contributions by Amount for  
Republican Committee, DC**



Contributions Greater than \$2000	57.9%
Contributions greater or equal to \$1000 but less or equal to \$2000	30.2%
Contributions Greater than or equal to \$500 but less than \$1000	3.6%
Contributions Greater than or equal to \$250 but less than \$500	6.2%
Contributions Greater than or equal to \$100 but less than \$250	1.9%
Contributions Less than \$100	0.2%
<b>Total:</b>	<b>100.0%</b>

Note: This Graph depicts the summary of the contributions dollar amount reported by the Republican Committee, DC Principal Campaign Committee

The contributions are presented in percentage terms in dollar amount, by the size of the contribution, including contribution greater than \$2000; contributions greater than or equal to \$1000 but less than or equal to \$2000; contributions greater than or equal to \$500 but less than or equal to \$1000; contributions greater than or equal to \$250 but less than or equal to \$500; contributions greater than or equal to \$100 but less than or equal to \$250; and contributions less than \$100.

**DISCLAIMER:** The information presented in the 2011 Biennial Report was taken directly from reports of receipts and expenditures filed by the candidates and political committees; afterward formatted into the applicable graphs and charts.

## Summary of Contributions by Amount for Republican Committee, DC

Denomination Type	Amount Received
Contributions Greater than \$2000	\$57,500.00
Contributions greater or equal to \$1000 but less or equal to \$2000	\$30,000.00
Contributions greater than or equal to \$500 but less than \$1000	\$3,608.50
Contributions greater than or equal to \$250 but less than \$500	\$6,155.00
Contributions greater than or equal to \$100 but less than \$250	\$1,916.00
Contributions less than \$100	\$159.00
<b>Grand Total</b>	<b>\$99,338.50</b>

**DISCLAIMER:** The information presented in the 2011 Biennial Report was taken directly from reports of receipts and expenditures filed by the candidates and political committees; afterward formatted into the applicable graphs and charts.

## Detailed Summary of Contributions by Amount for Republican Committee, DC

Denomination Type	Name	Received
Contributions Greater than \$2000	Carmen Group	\$3,000.00
	DCRC Federal Account	\$3,000.00
	Dean, William	\$5,000.00
	ENG PAC	\$3,000.00
	Estrin, Melvyn	\$5,000.00
	Galvin, Michael	\$5,000.00
	Gildenhorn, Joseph	\$5,000.00
	Jamestown Associates	\$3,000.00
	Pence, Robert	\$5,000.00
	Pence, Robert	\$5,000.00
	Pence, Susan	\$3,000.00
	Public Properties LLC	\$2,500.00
	Republican State Leadership Committee	\$3,000.00
	Republican State Leadership Committee	\$3,000.00
	Vradenburg, George	\$4,000.00
<b>Total</b>	<b>\$57,500.00</b>	
Contributions greater or equal to \$1000 but less or equal to \$2000	Arent Fox	\$1,000.00
	Arent Fox	\$1,000.00
	Atlantic Services Group	\$1,000.00
	Baker Daniels	\$1,500.00
	Baker Daniels	\$1,500.00
	Boffa, John	\$1,500.00
	Boone, David	\$1,000.00
	Captel	\$1,000.00
	Culver for Ward 2	\$1,000.00
	Fraternal Order of Police	\$1,500.00
	Goldfield, H.P.	\$1,000.00
	Howard Consulting	\$1,000.00
	Oxford Communications	\$1,000.00

**DISCLAIMER:** The information presented in the 2011 Biennial Report was taken directly from reports of receipts and expenditures filed by the candidates and political committees; afterward formatted into the applicable graphs and charts.

Contributions greater or equal to \$1000 but less or equal to \$2000	Oxford Communications	<b>\$1,500.00</b>
	Parker Tide Corp	<b>\$2,000.00</b>
	Pence, Susan	<b>\$2,000.00</b>
	Phi-Pepco-Conectiv PAC	<b>\$2,000.00</b>
	Republican State Leadership Committee	<b>\$1,000.00</b>
	Snell Professional Corp.	<b>\$2,000.00</b>
	Susan Davis International	<b>\$1,000.00</b>
	Susan Davis INTL. LTD.	<b>\$1,000.00</b>
	The Grizzle Company	<b>\$1,500.00</b>
	Zigo, Marc	<b>\$1,000.00</b>
	<b>Total</b>	<b>\$30,000.00</b>
Contributions greater than or equal to \$500 but less than \$1000	Bernstein, Stuart	<b>\$500.00</b>
	DC Vote	<b>\$750.00</b>
	Homan, Jill	<b>\$550.00</b>
	Jeffrey J Kimbell & Associates, Inc.	<b>\$500.00</b>
	Kirstein & Young	<b>\$500.00</b>
	League of Republican Women of DC	<b>\$808.50</b>
	<b>Total</b>	<b>\$3,608.50</b>
Contributions greater than or equal to \$250 but less than \$500	Capital City City Realty	<b>\$250.00</b>
	Carmen Group	<b>\$250.00</b>
	Carmen, David	<b>\$250.00</b>
	Culver for Ward 2	<b>\$250.00</b>
	Culver for Ward 2	<b>\$300.00</b>
	DC Parents for School Choice	<b>\$250.00</b>
	DC Parents for School Choice	<b>\$250.00</b>
	DC Vote	<b>\$300.00</b>
	Jeremy Andrew Solutions LLC	<b>\$300.00</b>
	Jeremy Andrew Solutions LLC	<b>\$305.00</b>
	Jeremy Andrew Solutions LLC	<b>\$250.00</b>
	Kirstein & Young	<b>\$250.00</b>
	Parker, Anthony	<b>\$250.00</b>
	Paul Shearman Allen & Associates	<b>\$300.00</b>

**DISCLAIMER:** The information presented in the 2011 Biennial Report was taken directly from reports of receipts and expenditures filed by the candidates and political committees; afterward formatted into the applicable graphs and charts.

Contributions greater than or equal to \$250 but less than \$500	Perros, Theodore	<b>\$300.00</b>
	Republicans Abroad	<b>\$300.00</b>
	Susan Davis International	<b>\$250.00</b>
	Susan Davis International	<b>\$250.00</b>
	The Leonard Group	<b>\$250.00</b>
	The Leonard Group	<b>\$250.00</b>
	The Leonard Group	<b>\$250.00</b>
	Werronen, Betsy	<b>\$300.00</b>
	Zagotta, Anthony	<b>\$250.00</b>
	<b>Total</b>	<b>\$6,155.00</b>
Contributions greater than or equal to \$100 but less than \$250	Baron, Christopher	<b>\$125.00</b>
	Hanas, Suzanne	<b>\$150.00</b>
	Heuer, Ann	<b>\$150.00</b>
	Hills, Joan	<b>\$150.00</b>
	Jeremy Andrew Solutions LLC	<b>\$150.00</b>
	Kirstein & Young	<b>\$150.00</b>
	Levatino, Vita	<b>\$150.00</b>
	Lusby Lane LLC	<b>\$150.00</b>
	Pascal, Paul	<b>\$100.00</b>
	Paty, Alma	<b>\$150.00</b>
	Peabody, Malcolm	<b>\$100.00</b>
	Smith, Rodney	<b>\$125.00</b>
	Tahir, Muhammad	<b>\$150.00</b>
	Unitemized Receipts less than \$50	<b>\$116.00</b>
<b>Total</b>	<b>\$1,916.00</b>	
Contributions less than \$100	Hennie, Jeff	<b>\$10.00</b>
	Ingrid Rose Company	<b>\$50.00</b>
	Jeremy Andrew Solutions LLC	<b>\$15.00</b>
	Jeremy Andrew Solutions LLC	<b>\$30.00</b>
	Scalise, Chris	<b>\$25.00</b>
	Travelers	<b>\$29.00</b>
	<b>Total</b>	<b>\$159.00</b>

**DISCLAIMER:** The information presented in the 2011 Biennial Report was taken directly from reports of receipts and expenditures filed by the candidates and political committees; afterward formatted into the applicable graphs and charts.



	<b>Grand Total</b> <b>\$99,338.50</b>
--	---------------------------------------

**DISCLAIMER:** The information presented in the 2011 Biennial Report was taken directly from reports of receipts and expenditures filed by the candidates and political committees; afterward formatted into the applicable graphs and charts.

Contributor Name	Amount	Type of Contributor	Date of Receipt
<b>Contributions Greater than \$2000</b>			
Carmen Group	\$3,000.00	Business	05/28/2009
DCRC Federal Account	\$3,000.00	Authorized Committees	02/25/2009
Dean, William	\$5,000.00	Individual	02/02/2010
ENG PAC	\$3,000.00	federal pac	03/31/2010
Estrin, Melvyn	\$5,000.00	Individual	01/20/2010
Galvin, Michael	\$5,000.00	Individual	11/12/2009
Gildenhorn, Joseph	\$5,000.00	Individual	02/01/2010
Jamestown Associates	\$3,000.00	Corporation	06/12/2009
Pence, Robert	\$5,000.00	Individual	10/27/2009
Pence, Robert	\$5,000.00	Individual	07/21/2010
Pence, Susan	\$3,000.00	Individual	05/11/2010
Public Properties LLC	\$2,500.00	Corporation	10/28/2009
Republican State Leadership Committee	\$3,000.00	Corporation	06/09/2009
Republican State Leadership Committee	\$3,000.00	Corporation	03/31/2010
Vradenburg, George	\$4,000.00	Individual	03/31/2010
	<b>Subtotal</b>		
			<b>\$57,500.00</b>
	<b>Percentage of Total Contributions</b>		<b>57.88%</b>

**DISCLAIMER:** The information presented in the 2011 Biennial Report was taken directly from reports of receipts and expenditures filed by the candidates and political committees; afterward formatted into the applicable graphs and charts.

Contributor Name	Amount	Type of Contributor	Date of Receipt
<b>Contributions greater or equal to \$1000 but less or equal to \$2000</b>			
Arent Fox	\$1,000.00	Business	06/03/2009
Arent Fox	\$1,000.00	Business	03/31/2010
Atlantic Services Group	\$1,000.00	Business	02/01/2010
Baker Daniels	\$1,500.00	Business	05/22/2009
Baker Daniels	\$1,500.00	Business	03/17/2010
Boffa, John	\$1,500.00	Individual	03/16/2010
Boone, David	\$1,000.00	Individual	06/24/2010
Captel	\$1,000.00	Business	11/06/2009
Culver for Ward 2	\$1,000.00		02/13/2009
Fraternal Order of Police	\$1,500.00	Association	05/06/2009
Goldfield, H.P.	\$1,000.00	Individual	05/18/2010
Howard Consulting	\$1,000.00	Corporation	04/27/2009
Oxford Communications	\$1,000.00	Corporation	06/12/2009
Oxford Communications	\$1,500.00	Corporation	07/28/2009
Parker Tide Corp	\$2,000.00	Business	03/24/2010
Pence, Susan	\$2,000.00	Individual	07/21/2010
Phi-Pepco-Conectiv PAC	\$2,000.00	Corporate Sponsored PAC	06/12/2009
Republican State Leadership Committee	\$1,000.00	Corporation	02/01/2009
Snell Professional Corp.	\$2,000.00	Business	06/03/2009
Susan Davis International	\$1,000.00	Business	02/17/2009
Susan Davis INTL. LTD.	\$1,000.00	Business	02/14/2010
The Grizzle Company	\$1,500.00	Business	12/01/2009
Zigo, Marc	\$1,000.00	Individual	02/17/2009
<b>Subtotal</b>	<b>\$30,000.00</b>		
<b>Percentage of Total Contributions</b>	<b>30.20%</b>		

**DISCLAIMER:** The information presented in the 2011 Biennial Report was taken directly from reports of receipts and expenditures filed by the candidates and political committees; afterward formatted into the applicable graphs and charts.

Contributor Name	Amount	Type of Contributor	Date of Receipt
------------------	--------	---------------------	-----------------

**Contributions Greater than or equal to \$500 but less than \$1000**

Bernstein, Stuart	\$500.00	Individual	06/24/2010
DC Vote	\$750.00	Business	07/15/2009
Homan, Jill	\$550.00	Individual	03/17/2010
Jeffrey J Kimbell & Associates, Inc.	\$500.00	Business	11/04/2009
Kirstein & Young	\$500.00	Business	11/02/2009
League of Republican Women of DC	\$808.50	association	07/13/2010

**Subtotal****\$3,608.50****Percentage of Total Contributions****3.63%**

**DISCLAIMER:** The information presented in the 2011 Biennial Report was taken directly from reports of receipts and expenditures filed by the candidates and political committees; afterward formatted into the applicable graphs and charts.

Contributor Name	Amount	Type of Contributor	Date of Receipt
<b>Contributions Greater than or equal to \$250 but less than \$500</b>			
Capital City City Realty	\$250.00	Business	06/08/2009
Carmen Group	\$250.00	Corporation	05/19/2010
Carmen, David	\$250.00	Individual	02/09/2010
Culver for Ward 2	\$250.00		03/04/2009
Culver for Ward 2	\$300.00		06/02/2009
DC Parents for School Choice	\$250.00	Business	07/13/2009
DC Parents for School Choice	\$250.00	Business	02/02/2010
DC Vote	\$300.00	Business	05/18/2010
Jeremy Andrew Solutions LLC	\$300.00	Business	06/02/2009
Jeremy Andrew Solutions LLC	\$305.00	Business	03/31/2010
Jeremy Andrew Solutions LLC	\$250.00	Business	06/21/2010
Kirstein & Young	\$250.00	Corporation	03/09/2009
Parker, Anthony	\$250.00	Individual	03/11/2010
Paul Shearman Allen & Associates	\$300.00	Business	05/27/2009
Perros, Theodore	\$300.00	Individual	03/12/2010
Republicans Abroad	\$300.00	Business	03/17/2010
Susan Davis International	\$250.00	Corporation	04/06/2009
Susan Davis International	\$250.00	Business	03/11/2010
The Leonard Group	\$250.00	Corporation	02/23/2009
The Leonard Group	\$250.00	Corporation	05/27/2009
The Leonard Group	\$250.00	Business	11/10/2010
Werronen, Betsy	\$300.00	Individual	03/22/2010
Zagotta, Anthony	\$250.00	Individual	05/17/2010
<b>Subtotal</b>	<b>\$6,155.00</b>		
<b>Percentage of Total Contributions</b>	<b>6.20%</b>		

**DISCLAIMER:** The information presented in the 2011 Biennial Report was taken directly from reports of receipts and expenditures filed by the candidates and political committees; afterward formatted into the applicable graphs and charts.

Contributor Name	Amount	Type of Contributor	Date of Receipt
------------------	--------	---------------------	-----------------

**Contributions Greater than or equal to \$100 but less than \$250**

Baron, Christopher	\$125.00	Individual	02/20/2009
Hanas, Suzanne	\$150.00	Individual	03/16/2010
Heuer, Ann	\$150.00	Individual	03/22/2010
Hills, Joan	\$150.00	Individual	03/15/2010
Jeremy Andrew Solutions LLC	\$150.00	Corporation	06/04/2009
Kirstein & Young	\$150.00	Corporation	06/02/2009
Levatino, Vita	\$150.00	Individual	07/01/2009
Lusby Lane LLC	\$150.00	Corporation	08/18/2009
Pascal, Paul	\$100.00	Individual	12/01/2009
Paty, Alma	\$150.00	Individual	03/17/2010
Peabody, Malcolm	\$100.00	Individual	03/16/2010
Smith, Rodney	\$125.00	Individual	12/02/2009
Tahir, Muhammad	\$150.00	Individual	05/20/2009
Unitemized Receipts less than \$50	\$116.00	unitemized receipts	01/31/2010

**Subtotal** **\$1,916.00**

**Percentage of Total Contributions** **1.93%**

Contributor Name	Amount	Type of Contributor	Date of Receipt
------------------	--------	---------------------	-----------------

**Contributions Less than \$100**

Hennie, Jeff	\$10.00	Individual	07/16/2010
Ingrid Rose Company	\$50.00	Business	03/23/2010
Jeremy Andrew Solutions LLC	\$15.00	Corporation	07/15/2009
Jeremy Andrew Solutions LLC	\$30.00	Business	12/07/2009
Scalise, Chris	\$25.00	Individual	02/09/2010
Travelers	\$29.00	Refund	02/02/2009

**Subtotal** **\$159.00**

**Percentage of Total Contributions** **0.16%**

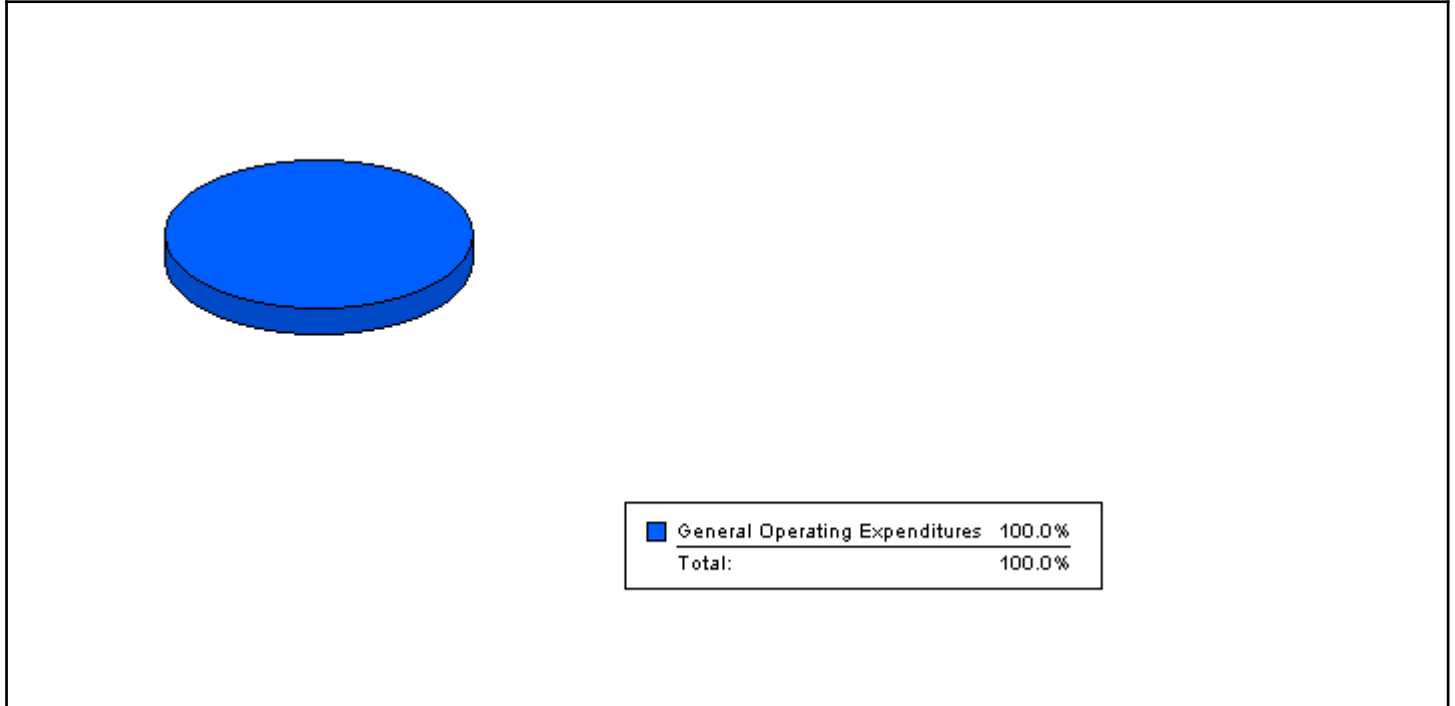
**Total** **\$99,338.50**

**DISCLAIMER:** The information presented in the 2011 Biennial Report was taken directly from reports of receipts and expenditures filed by the candidates and political committees; afterward formatted into the applicable graphs and charts.

# DC OFFICE OF CAMPAIGN FINANCE

## 2011 Biennial Report - Political Action Committees

### Summary of Expenditures by Purpose for Save DC Now, Inc.



Note: This Graph depicts the summary of the expenditures by purpose reported by Save DC Now, Inc..

The expenditures are presented in percentage terms by General Operating Expenditures, Transfers to Other Authorized Political Committees, Loan Repayments, Refunds of Contributions, Other Expenditures, and Offsets to Receipts

- General Operating Expenditures may include each expenditure made for Accounting Services, Advertising, Bank Fees, Campaign Events/Fund Raising, Campaign Materials and Supplies, Candidate Loan Re-payment, Catering/Refreshments, Computer Supplies/Equipment, Consulting Services, Equipment Purchases/Rental, In-Kind, Office Maintenance, Office Rental, Office Supplies/Furniture, Other Loan Repayment, Petty Cash, Polling/Mailing Lists, Postage/Shipping/Courier Rates, Printing/Copying, Salary/Stipend, Telephone/Communication, Trash/Poster Removal, Travel/Vehicle Expense, Utility Expense, and other Expenses.
- Transfers to other Authorized Political Committees.
- Loan Repayments.
- Refunds of Contributions may include each contribution Refund to Individuals, Organizations, Political Party Committees, and other Political Committees (PACs).
- Other Expenditures may include all expenditures other than the afore-mentioned, which may include Independent Expenditures made by persons expressly advocating the election or defeat of a clearly identified candidate, which are made without cooperation or consultation with any candidate and/or authorized committee and/or agent of the candidate; Donations to Charities, Churches, Political Committees, Scholarship and Statehood Funds; Payments to the Internal Revenue Service and for Fines; and Tickets to Events.
- Offsets to Receipts may include Refunds, Rebates, Returned Checks, Non-Sufficient Fund Fees, and other Offsets to Operating Expenditures.

**DISCLAIMER:** The information presented in the 2011 Biennial Report was taken directly from reports of receipts and expenditures filed by the candidates and political committees; afterward formatted into the applicable graphs and charts.

**Summary of Expenditures by Purpose for  
Save DC Now, Inc.**

<b>Purpose</b>	<b>Total Expenditure</b>
General Operating Expenditures	\$7,905.62
<b>Grand Total</b>	<b>\$7,905.62</b>

**DISCLAIMER:** The information presented in the 2011 Biennial Report was taken directly from reports of receipts and expenditures filed by the candidates and political committees; afterward formatted into the applicable graphs and charts.



## General Operating Expenditures

<b>Purpose</b>	<b>Total Expenditures</b>
Advertising	<b>\$1,000.00</b>
Consultant/Salary/Stipend	<b>\$450.00</b>
Polling/Mailing List	<b>\$6,099.46</b>
Printing	<b>\$356.16</b>
<b>Total</b>	<b>\$7,905.62</b>

**DISCLAIMER:** The information presented in the 2011 Biennial Report was taken directly from reports of receipts and expenditures filed by the candidates and political committees; afterward formatted into the applicable graphs and charts.

**Detailed Summary of Expenditures by Purpose for  
Save DC Now, Inc.  
General Operating Expenditures**

<b>Purpose</b>	<b>Payee</b>	<b>Amount Spent</b>
Advertising	Hlinko, John	<b>\$1,000.00</b>
	<b>Total</b>	<b>\$1,000.00</b>
Consultant/Salary/Stipend	Uzoamakah, Obi	<b>\$450.00</b>
	<b>Total</b>	<b>\$450.00</b>
Polling/Mailing List	M.J. Ross	<b>\$1,610.46</b>
	MJ Ross Group Inc.	<b>\$4,489.00</b>
	<b>Total</b>	<b>\$6,099.46</b>
Printing	Grove Printing Corp	<b>\$356.16</b>
	<b>Total</b>	<b>\$356.16</b>
<b>Grand Total</b>		<b>\$7,905.62</b>

**DISCLAIMER:** The information presented in the 2011 Biennial Report was taken directly from reports of receipts and expenditures filed by the candidates and political committees; afterward formatted into the applicable graphs and charts.


**GENERAL OPERATING EXPENDITURES**

Save DC Now, Inc.		Detailed Expenditures by Purpose	
Payee Name	Amount of Expenditure	Date of Expenditure	
<b>Advertising</b>			
Hlinko, John	\$1,000.00	11/19/2010	
<b>Consultant/Salary/Stipend</b>			
Uzoamakah, Obi	\$450.00	10/14/2010	
<b>Polling/Mailing List</b>			
M.J. Ross	\$1,610.46	10/15/2010	
MJ Ross Group Inc.	\$719.00	11/02/2010	
MJ Ross Group Inc.	\$2,230.00	11/05/2010	
MJ Ross Group Inc.	\$1,540.00	11/03/2010	
<b>Printing</b>			
Grove Printing Corp	\$188.68	10/18/2010	
Grove Printing Corp	\$167.48	10/24/2010	
	<b>Subtotal</b>	<b>\$7,905.62</b>	
	<b>Percentage of Total Expenditures</b>	<b>100.00%</b>	
	<b>Total</b>	<b>\$7,905.62</b>	

**DISCLAIMER:** The information presented in the 2011 Biennial Report was taken directly from reports of receipts and expenditures filed by the candidates and political committees; afterward formatted into the applicable graphs and charts.

**DC OFFICE OF CAMPAIGN FINANCE**  
**2011 Biennial Report - Political Action Committees**

**Summary of Contributions by Donor Type for**  
**Save DC Now, Inc.**



Note: This Graph depicts the summary of the contributions by donor categories reported by the Save DC Now, Inc. Principal Campaign Committee

The contributions are presented in percentage terms by donor categories, and may include each contribution received from Businesses, Corporations, Corporate Sponsored Political Action Committees, Individuals, Labor Sponsored Political Action Committees, Political Party Committees, Partnerships, and the Candidate. The summary may also note Other Receipts reported, such as Dividends, Interest, Refunds, and Rebates.

**DISCLAIMER:** The information presented in the 2011 Biennial Report was taken directly from reports of receipts and expenditures filed by the candidates and political committees; afterward formatted into the applicable graphs and charts.

**Summary of Contributions by Donor Type for  
Save DC Now, Inc.**

<b>Donor Type</b>	<b>Received</b>
Individual	<b>\$9,034.39</b>
<b>Grand Total</b>	<b>\$9,034.39</b>

**DISCLAIMER:** The information presented in the 2011 Biennial Report was taken directly from reports of receipts and expenditures filed by the candidates and political committees; afterward formatted into the applicable graphs and charts.

**Detailed Summary of Contributions by Donor Type for  
Save DC Now, Inc.**

<b>Donor Type</b>	<b>Name</b>	<b>Received</b>
Individual	Adkins, Jonathan	\$50.00
	Akel, Andrea	\$25.00
	Anderson, Eleanor	\$200.00
	Arbuckle , John	\$50.00
	Bishop, Joseph	\$100.00
	Black, Gale	\$100.00
	Blakey, Leslie	\$20.00
	Carroll, Roberta	\$25.00
	Carter, Alecia	\$20.00
	Carter, Bob	\$20.00
	Carter, Junius	\$1,240.00
	Chirikjian , Catherine	\$100.00
	Connelly, Ronald	\$20.00
	Cross, Athena	\$100.00
	Davis, Clint	\$25.00
	Davis, Juanett	\$150.00
	Elkington, Ann	\$50.00
	Freeman, Jamal	\$165.00
	Galli, Joseph	\$150.00
	Gamble, Ashley	\$20.00
	Gandhi, Mital	\$100.00
	Glenn, Aliyah	\$10.00
	Gonzalez, Donny	\$168.00
	Gotthold, Peter	\$40.00
	Haley, Doris	\$50.00
	Hlinko, John	\$100.00
	Hooker, Mark	\$100.00
Huggins, Randall	\$100.00	
Hughes, Blondie	\$200.00	

**DISCLAIMER:** The information presented in the 2011 Biennial Report was taken directly from reports of receipts and expenditures filed by the candidates and political committees; afterward formatted into the applicable graphs and charts.

Individual	Huguely , Geoffrey	<b>\$100.00</b>
	Iglesias, Chris	<b>\$195.00</b>
	Johansson , Jan	<b>\$10.00</b>
	Kim, Jonathan	<b>\$100.00</b>
	Knight, Kristal	<b>\$150.00</b>
	Knight, Krystal	<b>\$20.00</b>
	Knight, Manuel	<b>\$25.00</b>
	Lawrence, James	<b>\$200.00</b>
	Lopez, Joshua	<b>\$2,000.00</b>
	Lopez, Olimpia	<b>\$60.00</b>
	Mackey, John	<b>\$10.00</b>
	Mesidor, Cleve	<b>\$100.00</b>
	Michell, Pascale	<b>\$200.00</b>
	Monk, Naomi	<b>\$100.00</b>
	Mooney, Tiffany	<b>\$20.00</b>
	Murphy, Curtis	<b>\$15.00</b>
	Needham, Benjamin	<b>\$30.00</b>
	Pederson, Mark	<b>\$100.00</b>
	Petersen-braxton , Gayle	<b>\$100.00</b>
	Pommier, Vivianne	<b>\$500.00</b>
	Reyes Yanes, Jakeline	<b>\$20.00</b>
	Reyes, Ana	<b>\$900.00</b>
	Rice-saunders , Joyce	<b>\$50.00</b>
	Richardson, Shirley	<b>\$10.00</b>
	Robinson, Gerald	<b>\$5.00</b>
	Schonberger , Shelly	<b>\$50.00</b>
	Selman, David	<b>\$50.00</b>
	Skinner, Caribe	<b>\$20.00</b>
	Strickland, Lejuan	<b>\$41.39</b>
	Terry, Laura	<b>\$100.00</b>
Thomas, Phillip	<b>\$15.00</b>	
Whiting, Pamela	<b>\$175.00</b>	

**DISCLAIMER:** The information presented in the 2011 Biennial Report was taken directly from reports of receipts and expenditures filed by the candidates and political committees; afterward formatted into the applicable graphs and charts.

Individual	Wolford, Lynda	<b>\$10.00</b>
	Yoken, David	<b>\$20.00</b>
	Yurrita, Francisco	<b>\$10.00</b>
	Zeitz-moskin , Alexandra	<b>\$25.00</b>
	<b>Total</b>	<b>\$9,034.39</b>
<b>Grand Total</b>		<b>\$9,034.39</b>

**DISCLAIMER:** The information presented in the 2011 Biennial Report was taken directly from reports of receipts and expenditures filed by the candidates and political committees; afterward formatted into the applicable graphs and charts.



Contributor Name	Amount	Date of Receipt
<b>Individual</b>		
Adkins, Jonathan	\$50.00	10/18/2010
Akel, Andrea	\$25.00	10/08/2010
Anderson, Eleanor	\$200.00	11/04/2010
Arbuckle , John	\$50.00	10/12/2010
Bishop, Joseph	\$100.00	10/09/2010
Black, Gale	\$100.00	11/14/2010
Blakey, Leslie	\$20.00	10/21/2010
Carroll, Roberta	\$25.00	10/11/2010
Carter, Alecia	\$20.00	10/08/2010
Carter, Bob	\$20.00	10/09/2010
Carter, Junius	\$440.00	10/10/2010
Carter, Junius	\$800.00	11/14/2010
Chirikjian , Catherine	\$100.00	10/18/2010
Connelly, Ronald	\$20.00	10/09/2010
Cross, Athena	\$100.00	10/11/2010
Davis, Clint	\$25.00	10/08/2010
Davis, Juanett	\$150.00	10/12/2010
Elkington, Ann	\$25.00	10/11/2010
Elkington, Ann	\$25.00	10/11/2010
Freeman, Jamal	\$15.00	10/09/2010
Freeman, Jamal	\$150.00	10/16/2010
Galli, Joseph	\$150.00	10/21/2010
Gamble, Ashley	\$20.00	10/07/2010
Gandhi, Mital	\$100.00	10/17/2010
Glenn, Aliyah	\$10.00	10/05/2010
Gonzalez, Donny	\$168.00	10/08/2010
Gotthold, Peter	\$40.00	10/12/2010
Haley, Doris	\$50.00	10/11/2010
Hlinko, John	\$100.00	10/08/2010
Hooker, Mark	\$100.00	10/12/2010
Huggins, Randall	\$100.00	10/11/2010
Hughes, Blondie	\$200.00	10/10/2010
Huguely , Geoffrey	\$100.00	10/11/2010
Iglesias, Chris	\$20.00	10/09/2010
Iglesias, Chris	\$175.00	10/12/2010
Johansson , Jan	\$10.00	10/19/2010

**DISCLAIMER:** The information presented in the 2011 Biennial Report was taken directly from reports of receipts and expenditures filed by the candidates and political committees; afterward formatted into the applicable graphs and charts.

Contributor Name	Amount	Date of Receipt
<b>Individual</b>		
Kim, Jonathan	\$100.00	10/09/2010
Knight, Kristal	\$150.00	10/09/2010
Knight, Krystal	\$20.00	10/06/2010
Knight, Manuel	\$25.00	10/11/2010
Lawrence, James	\$200.00	10/07/2010
Lopez, Joshua	\$2,000.00	10/05/2010
Lopez, Olimpia	\$50.00	10/05/2010
Lopez, Olimpia	\$10.00	10/06/2010
Mackey, John	\$10.00	10/08/2010
Mesidor, Cleve	\$100.00	10/08/2010
Michell, Pascale	\$200.00	10/11/2010
Monk, Naomi	\$100.00	10/11/2010
Mooney, Tiffany	\$20.00	10/08/2010
Murphy, Curtis	\$15.00	10/11/2010
Needham, Benjamin	\$30.00	10/11/2010
Pederson, Mark	\$100.00	10/08/2010
Petersen-braxton , Gayle	\$100.00	10/12/2010
Pommier, Vivianne	\$500.00	10/08/2010
Reyes Yanes, Jakeline	\$20.00	10/10/2010
Reyes, Ana	\$900.00	10/11/2010
Rice-saunders , Joyce	\$50.00	10/23/2010
Richardson, Shirley	\$10.00	10/10/2010
Robinson, Gerald	\$5.00	10/12/2010
Schonberger , Shelly	\$50.00	10/16/2010
Selman, David	\$50.00	10/11/2010
Skinner, Caribe	\$20.00	10/12/2010
Strickland, Lejuan	\$41.39	10/16/2010
Terry, Laura	\$100.00	10/06/2010
Thomas, Phillip	\$15.00	10/09/2010
Whiting, Pamela	\$175.00	10/17/2010
Wolford, Lynda	\$10.00	10/13/2010
Yoken, David	\$20.00	10/11/2010
Yurrita, Francisco	\$10.00	10/11/2010
Zeitz-moskin , Alexandra	\$25.00	10/12/2010

**Subtotal** **\$9,034.39**

**Percentage of Total Contributions** **100.00%**

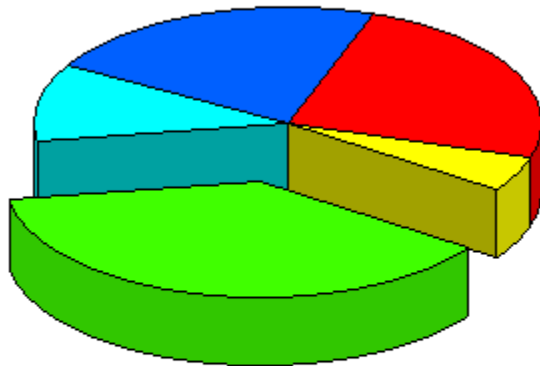
**DISCLAIMER:** The information presented in the 2011 Biennial Report was taken directly from reports of receipts and expenditures filed by the candidates and political committees; afterward formatted into the applicable graphs and charts.

**Total**      **\$9,034.39**

**DISCLAIMER:** The information presented in the 2011 Biennial Report was taken directly from reports of receipts and expenditures filed by the candidates and political committees; afterward formatted into the applicable graphs and charts.

**DC OFFICE OF CAMPAIGN FINANCE**  
**2011 Biennial Report - Political Action Committees**

**Summary of Contributions by Amount for  
Save DC Now, Inc.**



Contributions greater or equal to \$1000 but less or equal to \$2000	22.1%
Contributions Greater than or equal to \$500 but less than \$1000	24.4%
Contributions Greater than or equal to \$250 but less than \$500	4.9%
Contributions Greater than or equal to \$100 but less than \$250	37.8%
Contributions Less than \$100	10.8%
Total:	100.0%

Note: This Graph depicts the summary of the contributions dollar amount reported by the Save DC Now, Inc. Principal Campaign Committee

The contributions are presented in percentage terms in dollar amount, by the size of the contribution, including contribution greater than \$2000; contributions greater than or equal to \$1000 but less than or equal to \$2000; contributions greater than or equal to \$500 but less than or equal to \$1000; contributions greater than or equal to \$250 but less than or equal to \$500; contributions greater than or equal to \$100 but less than or equal to \$250; and contributions less than \$100.

**DISCLAIMER:** The information presented in the 2011 Biennial Report was taken directly from reports of receipts and expenditures filed by the candidates and political committees; afterward formatted into the applicable graphs and charts.

**Summary of Contributions by Amount for  
Save DC Now, Inc.**

<b>Denomination Type</b>	<b>Amount Received</b>
Contributions greater or equal to \$1000 but less or equal to \$2000	<b>\$2,000.00</b>
Contributions greater than or equal to \$500 but less than \$1000	<b>\$2,200.00</b>
Contributions greater than or equal to \$250 but less than \$500	<b>\$440.00</b>
Contributions greater than or equal to \$100 but less than \$250	<b>\$3,418.00</b>
Contributions less than \$100	<b>\$976.39</b>
<b>Grand Total</b>	<b>\$9,034.39</b>

**DISCLAIMER:** The information presented in the 2011 Biennial Report was taken directly from reports of receipts and expenditures filed by the candidates and political committees; afterward formatted into the applicable graphs and charts.

## Detailed Summary of Contributions by Amount for Save DC Now, Inc.

Denomination Type	Name	Received
Contributions greater or equal to \$1000 but less or equal to \$2000	Lopez, Joshua	\$2,000.00
	Total	\$2,000.00
Contributions greater than or equal to \$500 but less than \$1000	Carter, Junius	\$800.00
	Pommier, Vivianne	\$500.00
	Reyes, Ana	\$900.00
	Total	\$2,200.00
Contributions greater than or equal to \$250 but less than \$500	Carter, Junius	\$440.00
	Total	\$440.00
Contributions greater than or equal to \$100 but less than \$250	Anderson, Eleanor	\$200.00
	Bishop, Joseph	\$100.00
	Black, Gale	\$100.00
	Chirikjian , Catherine	\$100.00
	Cross, Athena	\$100.00
	Davis, Juanett	\$150.00
	Freeman, Jamal	\$150.00
	Galli, Joseph	\$150.00
	Gandhi, Mital	\$100.00
	Gonzalez, Donny	\$168.00
	Hlinko, John	\$100.00
	Hooker, Mark	\$100.00
	Huggins, Randall	\$100.00
	Hughes, Blondie	\$200.00
	Huguely , Geoffrey	\$100.00
	Iglesias, Chris	\$175.00
	Kim, Jonathan	\$100.00
	Knight, Kristal	\$150.00
	Lawrence, James	\$200.00
	Mesidor, Cleve	\$100.00
Michell, Pascale	\$200.00	

**DISCLAIMER:** The information presented in the 2011 Biennial Report was taken directly from reports of receipts and expenditures filed by the candidates and political committees; afterward formatted into the applicable graphs and charts.

Contributions greater than or equal to \$100 but less than \$250	Monk, Naomi	<b>\$100.00</b>
	Pederson, Mark	<b>\$100.00</b>
	Petersen-braxton , Gayle	<b>\$100.00</b>
	Terry, Laura	<b>\$100.00</b>
	Whiting, Pamela	<b>\$175.00</b>
	Total	<b>\$3,418.00</b>
Contributions less than \$100	Adkins, Jonathan	<b>\$50.00</b>
	Akel, Andrea	<b>\$25.00</b>
	Arbuckle , John	<b>\$50.00</b>
	Blakey, Leslie	<b>\$20.00</b>
	Carroll, Roberta	<b>\$25.00</b>
	Carter, Alecia	<b>\$20.00</b>
	Carter, Bob	<b>\$20.00</b>
	Connelly, Ronald	<b>\$20.00</b>
	Davis, Clint	<b>\$25.00</b>
	Elkington, Ann	<b>\$25.00</b>
	Elkington, Ann	<b>\$25.00</b>
	Freeman, Jamal	<b>\$15.00</b>
	Gamble, Ashley	<b>\$20.00</b>
	Glenn, Aliyah	<b>\$10.00</b>
	Gotthold, Peter	<b>\$40.00</b>
	Haley, Doris	<b>\$50.00</b>
	Iglesias, Chris	<b>\$20.00</b>
	Johansson , Jan	<b>\$10.00</b>
	Knight, Krystal	<b>\$20.00</b>
	Knight, Manuel	<b>\$25.00</b>
Lopez, Olimpia	<b>\$50.00</b>	
Lopez, Olimpia	<b>\$10.00</b>	
Mackey, John	<b>\$10.00</b>	
Mooney, Tiffany	<b>\$20.00</b>	
Murphy, Curtis	<b>\$15.00</b>	
Needham, Benjamin	<b>\$30.00</b>	

**DISCLAIMER:** The information presented in the 2011 Biennial Report was taken directly from reports of receipts and expenditures filed by the candidates and political committees; afterward formatted into the applicable graphs and charts.

Contributions less than \$100	Reyes Yanes, Jakeline	<b>\$20.00</b>
	Rice-saunders , Joyce	<b>\$50.00</b>
	Richardson, Shirley	<b>\$10.00</b>
	Robinson, Gerald	<b>\$5.00</b>
	Schonberger , Shelly	<b>\$50.00</b>
	Selman, David	<b>\$50.00</b>
	Skinner, Caribe	<b>\$20.00</b>
	Strickland, Lejuan	<b>\$41.39</b>
	Thomas, Phillip	<b>\$15.00</b>
	Wolford, Lynda	<b>\$10.00</b>
	Yoken, David	<b>\$20.00</b>
	Yurrita, Francisco	<b>\$10.00</b>
	Zeitz-moskin , Alexandra	<b>\$25.00</b>
Total	<b>\$976.39</b>	
<b>Grand Total</b>		<b>\$9,034.39</b>

**DISCLAIMER:** The information presented in the 2011 Biennial Report was taken directly from reports of receipts and expenditures filed by the candidates and political committees; afterward formatted into the applicable graphs and charts.



Contributor Name	Amount	Type of Contributor	Date of Receipt
------------------	--------	---------------------	-----------------

**Contributions greater or equal to \$1000 but less or equal to \$2000**

Lopez, Joshua	\$2,000.00	Individual	10/05/2010
---------------	------------	------------	------------

<b>Subtotal</b>	<b>\$2,000.00</b>		
-----------------	-------------------	--	--

<b>Percentage of Total Contributions</b>	<b>22.14%</b>		
--	---------------	--	--

Contributor Name	Amount	Type of Contributor	Date of Receipt
------------------	--------	---------------------	-----------------

**Contributions Greater than or equal to \$500 but less than \$1000**

Carter, Junius	\$800.00	Individual	11/14/2010
----------------	----------	------------	------------

Pommier, Vivianne	\$500.00	Individual	10/08/2010
-------------------	----------	------------	------------

Reyes, Ana	\$900.00	Individual	10/11/2010
------------	----------	------------	------------

<b>Subtotal</b>	<b>\$2,200.00</b>		
-----------------	-------------------	--	--

<b>Percentage of Total Contributions</b>	<b>24.35%</b>		
--	---------------	--	--

Contributor Name	Amount	Type of Contributor	Date of Receipt
------------------	--------	---------------------	-----------------

**Contributions Greater than or equal to \$250 but less than \$500**

Carter, Junius	\$440.00	Individual	10/10/2010
----------------	----------	------------	------------

<b>Subtotal</b>	<b>\$440.00</b>		
-----------------	-----------------	--	--

<b>Percentage of Total Contributions</b>	<b>4.87%</b>		
--	--------------	--	--

Contributor Name	Amount	Type of Contributor	Date of Receipt
------------------	--------	---------------------	-----------------

### Contributions Greater than or equal to \$100 but less than \$250

Anderson, Eleanor	\$200.00	Individual	11/04/2010
Bishop, Joseph	\$100.00	Individual	10/09/2010
Black, Gale	\$100.00	Individual	11/14/2010
Chirikjian , Catherine	\$100.00	Individual	10/18/2010
Cross, Athena	\$100.00	Individual	10/11/2010
Davis, Juanett	\$150.00	Individual	10/12/2010
Freeman, Jamal	\$150.00	Individual	10/16/2010
Galli, Joseph	\$150.00	Individual	10/21/2010
Gandhi, Mital	\$100.00	Individual	10/17/2010
Gonzalez, Donny	\$168.00	Individual	10/08/2010
Hlinko, John	\$100.00	Individual	10/08/2010
Hooker, Mark	\$100.00	Individual	10/12/2010
Huggins, Randall	\$100.00	Individual	10/11/2010
Hughes, Blondie	\$200.00	Individual	10/10/2010
Huguely , Geoffrey	\$100.00	Individual	10/11/2010
Iglesias, Chris	\$175.00	Individual	10/12/2010
Kim, Jonathan	\$100.00	Individual	10/09/2010
Knight, Kristal	\$150.00	Individual	10/09/2010
Lawrence, James	\$200.00	Individual	10/07/2010
Mesidor, Cleve	\$100.00	Individual	10/08/2010
Michell, Pascale	\$200.00	Individual	10/11/2010
Monk, Naomi	\$100.00	Individual	10/11/2010
Pederson, Mark	\$100.00	Individual	10/08/2010
Petersen-braxton , Gayle	\$100.00	Individual	10/12/2010
Terry, Laura	\$100.00	Individual	10/06/2010
Whiting, Pamela	\$175.00	Individual	10/17/2010

**Subtotal**

**\$3,418.00**

**Percentage of Total Contributions**

**37.83%**

**DISCLAIMER:** The information presented in the 2011 Biennial Report was taken directly from reports of receipts and expenditures filed by the candidates and political committees; afterward formatted into the applicable graphs and charts.

Contributor Name	Amount	Type of Contributor	Date of Receipt
------------------	--------	---------------------	-----------------

**Contributions Less than \$100**

Adkins, Jonathan	\$50.00	Individual	10/18/2010
Akel, Andrea	\$25.00	Individual	10/08/2010
Arbuckle , John	\$50.00	Individual	10/12/2010
Blakey, Leslie	\$20.00	Individual	10/21/2010
Carroll, Roberta	\$25.00	Individual	10/11/2010
Carter, Alecia	\$20.00	Individual	10/08/2010
Carter, Bob	\$20.00	Individual	10/09/2010
Connelly, Ronald	\$20.00	Individual	10/09/2010
Davis, Clint	\$25.00	Individual	10/08/2010
Elkington, Ann	\$25.00	Individual	10/11/2010
Elkington, Ann	\$25.00	Individual	10/11/2010
Freeman, Jamal	\$15.00	Individual	10/09/2010
Gamble, Ashley	\$20.00	Individual	10/07/2010
Glenn, Aliyah	\$10.00	Individual	10/05/2010
Gotthold, Peter	\$40.00	Individual	10/12/2010
Haley, Doris	\$50.00	Individual	10/11/2010
Iglesias, Chris	\$20.00	Individual	10/09/2010
Johansson , Jan	\$10.00	Individual	10/19/2010
Knight, Krystal	\$20.00	Individual	10/06/2010
Knight, Manuel	\$25.00	Individual	10/11/2010
Lopez, Olimpia	\$50.00	Individual	10/05/2010
Lopez, Olimpia	\$10.00	Individual	10/06/2010
Mackey, John	\$10.00	Individual	10/08/2010
Mooney, Tiffany	\$20.00	Individual	10/08/2010
Murphy, Curtis	\$15.00	Individual	10/11/2010
Needham, Benjamin	\$30.00	Individual	10/11/2010
Reyes Yanes, Jakeline	\$20.00	Individual	10/10/2010
Rice-saunders , Joyce	\$50.00	Individual	10/23/2010
Richardson, Shirley	\$10.00	Individual	10/10/2010
Robinson, Gerald	\$5.00	Individual	10/12/2010
Schonberger , Shelly	\$50.00	Individual	10/16/2010
Selman, David	\$50.00	Individual	10/11/2010
Skinner, Caribe	\$20.00	Individual	10/12/2010
Strickland, Lejuan	\$41.39	Individual	10/16/2010

**DISCLAIMER:** The information presented in the 2011 Biennial Report was taken directly from reports of receipts and expenditures filed by the candidates and political committees; afterward formatted into the applicable graphs and charts.

Contributor Name	Amount	Type of Contributor	Date of Receipt
------------------	--------	---------------------	-----------------

**Contributions Less than \$100**

Thomas, Phillip	\$15.00	Individual	10/09/2010
Wolford, Lynda	\$10.00	Individual	10/13/2010
Yoken, David	\$20.00	Individual	10/11/2010
Yurrita, Francisco	\$10.00	Individual	10/11/2010
Zeitz-moskin , Alexandra	\$25.00	Individual	10/12/2010

**Subtotal** **\$976.39**

**Percentage of Total Contributions** **10.81%**

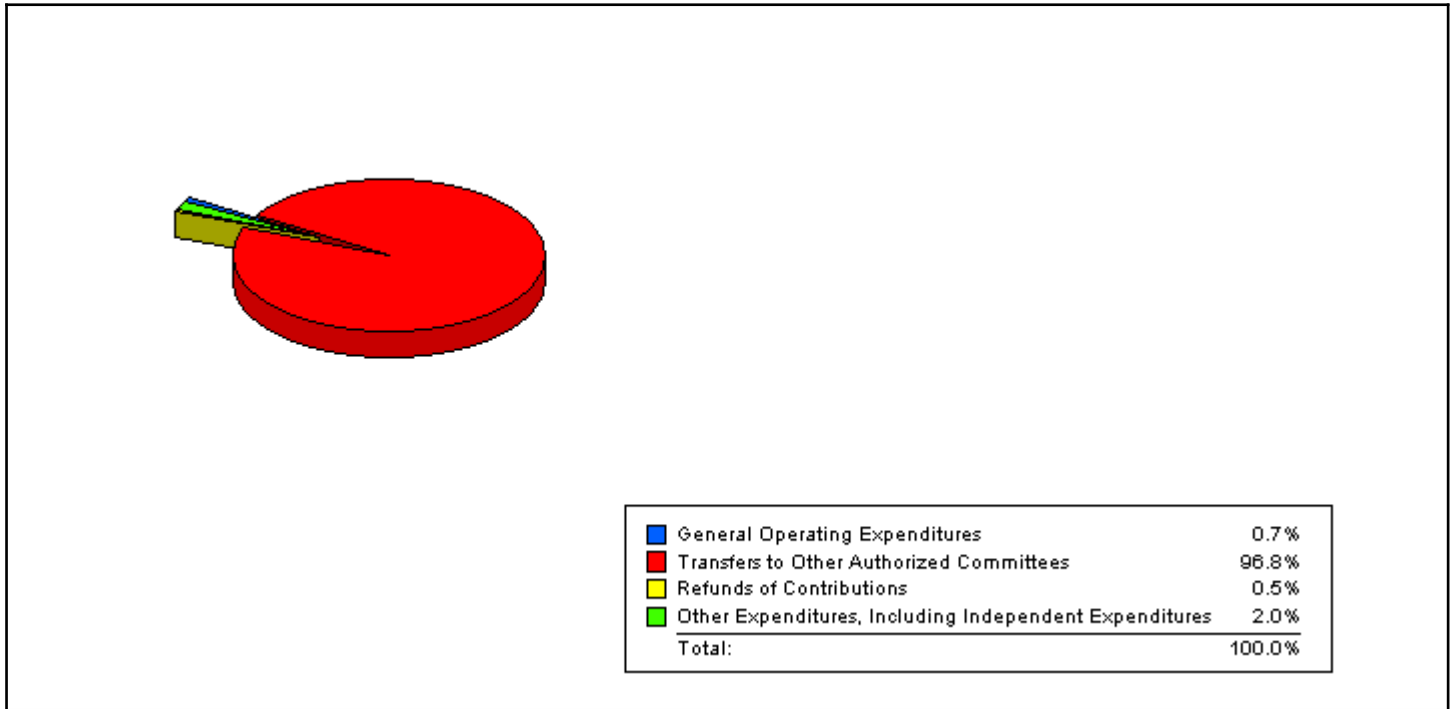
**Total** **\$9,034.39**

**DISCLAIMER:** The information presented in the 2011 Biennial Report was taken directly from reports of receipts and expenditures filed by the candidates and political committees; afterward formatted into the applicable graphs and charts.

# DC OFFICE OF CAMPAIGN FINANCE

## 2011 Biennial Report - Political Action Committees

### Summary of Expenditures by Purpose for SEIU Local 500 PAC



Note: This Graph depicts the summary of the expenditures by purpose reported by SEIU Local 500 PAC.

The expenditures are presented in percentage terms by General Operating Expenditures, Transfers to Other Authorized Political Committees, Loan Repayments, Refunds of Contributions, Other Expenditures, and Offsets to Receipts

- General Operating Expenditures may include each expenditure made for Accounting Services, Advertising, Bank Fees, Campaign Events/Fund Raising, Campaign Materials and Supplies, Candidate Loan Re-payment, Catering/Refreshments, Computer Supplies/Equipment, Consulting Services, Equipment Purchases/Rental, In-Kind, Office Maintenance, Office Rental, Office Supplies/Furniture, Other Loan Repayment, Petty Cash, Polling/Mailing Lists, Postage/Shipping/Courier Rates, Printing/Copying, Salary/Stipend, Telephone/Communication, Trash/Poster Removal, Travel/Vehicle Expense, Utility Expense, and other Expenses.
- Transfers to other Authorized Political Committees.
- Loan Repayments.
- Refunds of Contributions may include each contribution Refund to Individuals, Organizations, Political Party Committees, and other Political Committees (PACs).
- Other Expenditures may include all expenditures other than the afore-mentioned, which may include Independent Expenditures made by persons expressly advocating the election or defeat of a clearly identified candidate, which are made without cooperation or consultation with any candidate and/or authorized committee and/or agent of the candidate; Donations to Charities, Churches, Political Committees, Scholarship and Statehood Funds; Payments to the Internal Revenue Service and for Fines; and Tickets to Events.
- Offsets to Receipts may include Refunds, Rebates, Returned Checks, Non-Sufficient Fund Fees, and other Offsets to Operating Expenditures.

**DISCLAIMER:** The information presented in the 2011 Biennial Report was taken directly from reports of receipts and expenditures filed by the candidates and political committees; afterward formatted into the applicable graphs and charts.

**Summary of Expenditures by Purpose for  
SEIU Local 500 PAC**

<b>Purpose</b>	<b>Total Expenditure</b>
General Operating Expenditures	<b>\$300.71</b>
Transfers to Other Authorized Committees	<b>\$43,310.00</b>
Refunds of Contributions	<b>\$241.60</b>
Other Expenditures, Including Independent Expenditures	<b>\$890.00</b>
<b>Grand Total</b>	<b>\$44,742.31</b>

**DISCLAIMER:** The information presented in the 2011 Biennial Report was taken directly from reports of receipts and expenditures filed by the candidates and political committees; afterward formatted into the applicable graphs and charts.

## General Operating Expenditures

Purpose	Total Expenditures
Bank Fees	\$300.71
<b>Total</b>	<b>\$300.71</b>

**DISCLAIMER:** The information presented in the 2011 Biennial Report was taken directly from reports of receipts and expenditures filed by the candidates and political committees; afterward formatted into the applicable graphs and charts.

**Detailed Summary of Expenditures by Purpose for  
SEIU Local 500 PAC  
General Operating Expenditures**

<b>Purpose</b>	<b>Payee</b>	<b>Amount Spent</b>
Bank Fees	Wachovia	<b>\$300.71</b>
	<b>Total</b>	<b>\$300.71</b>
	<b>Grand Total</b>	<b>\$300.71</b>

**DISCLAIMER:** The information presented in the 2011 Biennial Report was taken directly from reports of receipts and expenditures filed by the candidates and political committees; afterward formatted into the applicable graphs and charts.



**Detailed Summary of Expenditures by Purpose for  
SEIU Local 500 PAC**

**Transfers to Other Authorized Committees**

<b>Purpose</b>	<b>Payee</b>	<b>Amount Spent</b>
Transfer	Charles Barkley for Delegate	<b>\$550.00</b>
	Citizens for Adrienne Jones	<b>\$350.00</b>
	Citizens for Brian Feldman	<b>\$150.00</b>
	Citizens for Brian Frosh	<b>\$150.00</b>
	Citizens for Craig Rice	<b>\$1,650.00</b>
	Citizens for David Rudolph	<b>\$250.00</b>
	Citizens for Karen Montgomery	<b>\$1,400.00</b>
	Citizens for Maggie McIntosh	<b>\$250.00</b>
	Citizens Helping Elect Cheryl Kagen	<b>\$250.00</b>
	Committee for Montgomery	<b>\$360.00</b>
	Delegate Kathleen M. Dumais	<b>\$125.00</b>
	District 18 Democratic Team	<b>\$200.00</b>
	Equality Maryland	<b>\$600.00</b>
	Friends of Hans Riemer	<b>\$1,000.00</b>
	Friends of Aisha Braveboy	<b>\$250.00</b>
	Friends of Bernard C "Jack" Young	<b>\$250.00</b>
	Friends of Bonnie Cullison	<b>\$500.00</b>
	Friends of Carolyn J.B. Howard	<b>\$150.00</b>
	Friends of Catherine E. Pugh	<b>\$750.00</b>
	Friends of Craig Zucker	<b>\$150.00</b>
	Friends of Dereck Davis	<b>\$1,000.00</b>
	Friends of Dr. Judy Docca	<b>\$100.00</b>
	Friends of George L. Leventhal	<b>\$550.00</b>
	Friends of Guy Guzzone	<b>\$250.00</b>
Friends of Heather Mizeur	<b>\$500.00</b>	
Friends of Jamie Raskin	<b>\$1,250.00</b>	
Friends of Jeff Waldstreicher	<b>\$550.00</b>	

**DISCLAIMER:** The information presented in the 2011 Biennial Report was taken directly from reports of receipts and expenditures filed by the candidates and political committees; afterward formatted into the applicable graphs and charts.

Transfer	Friends of Jennifer Terrasa	<b>\$300.00</b>
	Friends of Jim Gilchrist	<b>\$250.00</b>
	Friends of Jim Mathias	<b>\$250.00</b>
	Friends of John Astle	<b>\$250.00</b>
	Friends of Joseph E. Vallario, Jr	<b>\$150.00</b>
	Friends of Justin Ross	<b>\$250.00</b>
	Friends of Kathleen Dumais	<b>\$150.00</b>
	Friends of Kathy Klausmeier	<b>\$350.00</b>
	Friends of Kirill Reznick	<b>\$550.00</b>
	Friends of Martin O'Malley	<b>\$5,500.00</b>
	Friends of Mike Busch	<b>\$1,500.00</b>
	Friends of Nancy Floreen	<b>\$150.00</b>
	Friends of Nancy King	<b>\$750.00</b>
	Friends of Nancy Navarro	<b>\$4,500.00</b>
	Friends of Pat O' Neill	<b>\$250.00</b>
	Friends of Rob Garagiola	<b>\$1,500.00</b>
	Friends of Roger Manno	<b>\$2,225.00</b>
	Friends of Rushern Baker	<b>\$500.00</b>
	Friends of Shawn Z. Tarrant	<b>\$150.00</b>
	Friends of Sheila Dixon	<b>\$150.00</b>
	Friends of Sheila Hixson	<b>\$250.00</b>
	Friends of Susan C. Lee	<b>\$150.00</b>
	Friends of Tom Hucker	<b>\$1,150.00</b>
	Friends of Valerie Ervin c/o Martin Laues	<b>\$1,150.00</b>
	Friends of Veronica Turner	<b>\$250.00</b>
	Gutierrez for Delegate	<b>\$150.00</b>
	Herman Taylor for Montgomery County	<b>\$500.00</b>
	Kaiser for Delegate	<b>\$300.00</b>
	M.A.P.A.C.	<b>\$600.00</b>
	Maryland Democratic Party	<b>\$500.00</b>
MCDCC	<b>\$2,000.00</b>	

**DISCLAIMER:** The information presented in the 2011 Biennial Report was taken directly from reports of receipts and expenditures filed by the candidates and political committees; afterward formatted into the applicable graphs and charts.

Transfer	Mendelson for Council 2010	<b>\$850.00</b>
	Senator Rob Dyson Committee	<b>\$250.00</b>
	Supporters of Thomas "Mac" Middleton	<b>\$1,500.00</b>
	Team 21 Slate	<b>\$250.00</b>
	Thomas 2010	<b>\$250.00</b>
	<b>Total</b>	<b>\$43,310.00</b>
<b>Grand Total</b>		<b>\$43,310.00</b>

**DISCLAIMER:** The information presented in the 2011 Biennial Report was taken directly from reports of receipts and expenditures filed by the candidates and political committees; afterward formatted into the applicable graphs and charts.

**Detailed Summary of Expenditures by Purpose for  
SEIU Local 500 PAC  
Refunds of Contributions**

<b>Purpose</b>	<b>Payee</b>	<b>Amount Spent</b>
Refund	Boffoh, Daoudou	<b>\$6.00</b>
	Cloher, Laura	<b>\$15.60</b>
	Crawford, Holly	<b>\$24.00</b>
	Da Cruz, Marilene	<b>\$50.00</b>
	Donohue, Christine	<b>\$12.00</b>
	Harris, Eleanor	<b>\$15.00</b>
	Hernandez, Maria	<b>\$12.00</b>
	Hernandez, Micaela	<b>\$12.00</b>
	King, Joyce	<b>\$15.00</b>
	Manacle, Richard	<b>\$15.00</b>
	Morales, Basilia	<b>\$12.00</b>
	Obregon, Jose	<b>\$30.00</b>
	Poakwa, Peter	<b>\$9.00</b>
	Ram, Sheba	<b>\$4.00</b>
	Sneed, Nathaniel	<b>\$10.00</b>
	<b>Total</b>	<b>\$241.60</b>
	<b>Grand Total</b>	<b>\$241.60</b>

**DISCLAIMER:** The information presented in the 2011 Biennial Report was taken directly from reports of receipts and expenditures filed by the candidates and political committees; afterward formatted into the applicable graphs and charts.

**Detailed Summary of Expenditures by Purpose for  
SEIU Local 500 PAC**

**Other Expenditures, Including Independent Expenditures**

<b>Purpose</b>	<b>Payee</b>	<b>Amount Spent</b>
Printing of Cope Flyer (Navarro)	Montgomery County Public Schools	<b>\$540.00</b>
	<b>Total</b>	<b>\$540.00</b>
Southern MDTri-county cope Holiday party	Metropolitan Washington Council	<b>\$350.00</b>
	<b>Total</b>	<b>\$350.00</b>
<b>Grand Total</b>		<b>\$890.00</b>

**DISCLAIMER:** The information presented in the 2011 Biennial Report was taken directly from reports of receipts and expenditures filed by the candidates and political committees; afterward formatted into the applicable graphs and charts.

**GENERAL OPERATING EXPENDITURES**

SEIU Local 500 PAC Detailed Expenditures by Purpose

Payee Name	Amount of Expenditure	Date of Expenditure
<b>Bank Fees</b>		
Wachovia	\$14.07	10/10/2010
Wachovia	\$14.88	11/09/2010
Wachovia	\$13.55	01/12/2009
Wachovia	\$12.23	02/12/2009
Wachovia	\$12.34	05/11/2009
Wachovia	\$11.06	06/09/2010
Wachovia	\$9.94	03/12/2010
Wachovia	\$10.65	04/09/2010
Wachovia	\$15.12	11/10/2009
Wachovia	\$16.33	07/09/2009
Wachovia	\$13.34	01/12/2010
Wachovia	\$13.46	06/09/2009
Wachovia	\$15.10	08/11/2009
Wachovia	\$14.57	10/09/2009
Wachovia	\$13.69	09/10/2010
Wachovia	\$10.44	05/14/2010
Wachovia	\$11.92	08/10/2010
Wachovia	\$12.36	07/12/2010
Wachovia	\$15.63	12/09/2009
Wachovia	\$12.59	02/12/2010
Wachovia	\$10.96	04/09/2009
Wachovia	\$11.79	03/10/2009
Wachovia	\$14.69	09/10/2009
<b>Subtotal</b>	<b>\$300.71</b>	
<b>Percentage of Total Expenditures</b>	<b>0.67%</b>	

**DISCLAIMER:** The information presented in the 2011 Biennial Report was taken directly from reports of receipts and expenditures filed by the candidates and political committees; afterward formatted into the applicable graphs and charts.

**TRANSFERS TO OTHER AUTHORIZED COMMITTEES**

SEIU Local 500 PAC		Detailed Expenditures by Purpose
Payee Name	Amount of Expenditure	Date of Expenditure
<b>Transfer</b>		
Charles Barkley for Delegate	\$50.00	06/01/2009
Charles Barkley for Delegate	\$250.00	05/12/2010
Charles Barkley for Delegate	\$250.00	12/09/2009
Citizens for Adrienne Jones	\$250.00	01/04/2010
Citizens for Adrienne Jones	\$100.00	05/12/2010
Citizens for Brian Feldman	\$150.00	06/11/2010
Citizens for Brian Frosh	\$150.00	06/22/2010
Citizens for Craig Rice	\$500.00	08/23/2010
Citizens for Craig Rice	\$500.00	07/07/2009
Citizens for Craig Rice	\$150.00	11/09/2009
Citizens for Craig Rice	\$500.00	08/03/2010
Citizens for David Rudolph	\$250.00	06/01/2009
Citizens for Karen Montgomery	\$250.00	06/01/2009
Citizens for Karen Montgomery	\$150.00	11/09/2009
Citizens for Karen Montgomery	\$1,000.00	05/20/2010
Citizens for Maggie McIntosh	\$250.00	12/09/2009
Citizens Helping Elect Cheryl Kagen	\$250.00	06/29/2010
Committee for Montgomery	\$180.00	12/02/2010
Committee for Montgomery	\$180.00	11/09/2009
Delegate Kathleen M. Dumais	\$125.00	11/09/2009
District 18 Democratic Team	\$200.00	04/28/2010
Equality Maryland	\$600.00	06/01/2009
Friends of Hans Riemer	\$850.00	08/23/2010
Friends of Hans Riemer	\$150.00	08/03/2010
Friends of Aisha Braveboy	\$250.00	06/11/2010
Friends of Bernard C "Jack" Young	\$250.00	07/29/2010
Friends of Bonnie Cullison	\$500.00	06/29/2010
Friends of Carolyn J.B. Howard	\$150.00	06/05/2009
Friends of Catherine E. Pugh	\$500.00	01/05/2009
Friends of Catherine E. Pugh	\$250.00	01/04/2010
Friends of Craig Zucker	\$150.00	07/29/2010
Friends of Dereck Davis	\$500.00	06/01/2009
Friends of Dereck Davis	\$250.00	01/04/2010
Friends of Dereck Davis	\$250.00	05/12/2010

**DISCLAIMER:** The information presented in the 2011 Biennial Report was taken directly from reports of receipts and expenditures filed by the candidates and political committees; afterward formatted into the applicable graphs and charts.

**TRANSFERS TO OTHER AUTHORIZED COMMITTEES**

SEIU Local 500 PAC		Detailed Expenditures by Purpose
Payee Name	Amount of Expenditure	Date of Expenditure
Friends of Dr. Judy Docca	\$100.00	06/23/2010
Friends of George L. Leventhal	\$300.00	05/05/2009
Friends of George L. Leventhal	\$250.00	11/30/2009
Friends of Guy Guzzone	\$150.00	06/01/2009
Friends of Guy Guzzone	\$100.00	01/01/2010
Friends of Heather Mizeur	\$250.00	01/04/2010
Friends of Heather Mizeur	\$250.00	08/05/2010
Friends of Jamie Raskin	\$250.00	11/09/2009
Friends of Jamie Raskin	\$1,000.00	01/05/2009
Friends of Jeff Waldstreicher	\$150.00	06/22/2010
Friends of Jeff Waldstreicher	\$250.00	01/05/2009
Friends of Jeff Waldstreicher	\$150.00	12/08/2009
Friends of Jennifer Terrasa	\$150.00	03/03/2009
Friends of Jennifer Terrasa	\$150.00	11/09/2009
Friends of Jim Gilchrist	\$250.00	01/05/2009
Friends of Jim Mathias	\$250.00	01/04/2010
Friends of John Astle	\$250.00	12/08/2009
Friends of Joseph E. Vallario, Jr	\$150.00	11/09/2009
Friends of Justin Ross	\$250.00	06/01/2009
Friends of Kathleen Dumais	\$150.00	06/22/2010
Friends of Kathy Klausmeier	\$100.00	11/09/2009
Friends of Kathy Klausmeier	\$250.00	05/12/2010
Friends of Kirill Reznick	\$150.00	12/08/2009
Friends of Kirill Reznick	\$150.00	06/11/2010
Friends of Kirill Reznick	\$250.00	06/18/2009
Friends of Martin O'Malley	\$5,500.00	07/30/2010
Friends of Mike Busch	\$500.00	06/22/2010
Friends of Mike Busch	\$500.00	01/05/2009
Friends of Mike Busch	\$500.00	06/01/2009
Friends of Nancy Floreen	\$150.00	06/23/2010
Friends of Nancy King	\$250.00	05/13/2009
Friends of Nancy King	\$500.00	05/20/2010
Friends of Nancy Navarro	\$4,000.00	03/30/2009
Friends of Nancy Navarro	\$500.00	06/23/2010
Friends of Pat O' Neill	\$250.00	03/11/2010

**DISCLAIMER:** The information presented in the 2011 Biennial Report was taken directly from reports of receipts and expenditures filed by the candidates and political committees; afterward formatted into the applicable graphs and charts.



**TRANSFERS TO OTHER AUTHORIZED COMMITTEES**

SEIU Local 500 PAC		Detailed Expenditures by Purpose	
Payee Name	Amount of Expenditure	Date of Expenditure	
Friends of Rob Garagiola	\$500.00	10/26/2010	
Friends of Rob Garagiola	\$250.00	06/18/2009	
Friends of Rob Garagiola	\$250.00	11/09/2009	
Friends of Rob Garagiola	\$500.00	06/11/2010	
Friends of Roger Manno	\$1,000.00	10/19/2010	
Friends of Roger Manno	\$100.00	01/07/2009	
Friends of Roger Manno	\$125.00	11/09/2009	
Friends of Roger Manno	\$1,000.00	10/19/2010	
Friends of Rushern Baker	\$500.00	07/29/2010	
Friends of Shawn Z. Tarrant	\$150.00	04/28/2010	
Friends of Sheila Dixon	\$150.00	06/01/2009	
Friends of Sheila Hixson	\$250.00	06/22/2010	
Friends of Susan C. Lee	\$150.00	01/04/2010	
Friends of Tom Hucker	\$250.00	08/05/2010	
Friends of Tom Hucker	\$500.00	01/05/2009	
Friends of Tom Hucker	\$150.00	11/09/2009	
Friends of Tom Hucker	\$250.00	01/04/2010	
Friends of Valerie Ervin c/o Martin Laues	\$1,000.00	03/19/2009	
Friends of Valerie Ervin c/o Martin Laues	\$150.00	06/23/2010	
Friends of Veronica Turner	\$250.00	08/03/2010	
Gutierrez for Delegate	\$150.00	01/04/2010	
Herman Taylor for Montgomery County	\$500.00	01/05/2009	
Kaiser for Delegate	\$150.00	05/12/2010	
Kaiser for Delegate	\$150.00	11/09/2009	
M.A.P.A.C.	\$600.00	03/19/2009	
Maryland Democratic Party	\$500.00	06/01/2009	
MCDCC	\$300.00	02/25/2010	
MCDCC	\$400.00	04/12/2010	
MCDCC	\$100.00	02/11/2009	
MCDCC	\$1,200.00	05/28/2009	
Mendelson for Council 2010	\$100.00	05/05/2009	
Mendelson for Council 2010	\$500.00	07/24/2009	
Mendelson for Council 2010	\$250.00	02/25/2010	
Senator Rob Dyson Committee	\$250.00	11/09/2009	
Supporters of Thomas "Mac" Middleton	\$1,000.00	08/03/2010	

**DISCLAIMER:** The information presented in the 2011 Biennial Report was taken directly from reports of receipts and expenditures filed by the candidates and political committees; afterward formatted into the applicable graphs and charts.

**TRANSFERS TO OTHER AUTHORIZED COMMITTEES**

SEIU Local 500 PAC		Detailed Expenditures by Purpose
Payee Name	Amount of Expenditure	Date of Expenditure
Supporters of Thomas "Mac" Middleton	\$500.00	01/05/2009
Team 21 Slate	\$250.00	07/07/2009
Thomas 2010	\$250.00	02/25/2010
	<b>Subtotal</b>	<b>\$43,310.00</b>
	<b>Percentage of Total Expenditures</b>	<b>96.80%</b>

**REFUNDS OF CONTRIBUTIONS**

SEIU Local 500 PAC		Detailed Expenditures by Purpose
Payee Name	Amount of Expenditure	Date of Expenditure
<b>Refund</b>		
Boffoh, Daoudou	\$6.00	11/09/2009
Cloher, Laura	\$15.60	02/22/2010
Crawford, Holly	\$24.00	12/18/2009
Da Cruz, Marilene	\$50.00	02/22/2010
Donohue, Christine	\$12.00	04/24/2009
Harris, Eleanor	\$15.00	11/09/2009
Hernandez, Maria	\$12.00	02/22/2010
Hernandez, Micaela	\$12.00	02/22/2010
King, Joyce	\$15.00	06/22/2010
Manacle, Richard	\$15.00	11/09/2009
Morales, Basilia	\$12.00	03/11/2010
Obregon, Jose	\$30.00	03/11/2010
Poakwa, Peter	\$9.00	02/22/2010
Ram, Sheba	\$4.00	03/11/2010
Sneed, Nathaniel	\$10.00	11/09/2009
	<b>Subtotal</b>	<b>\$241.60</b>
	<b>Percentage of Total Expenditures</b>	<b>0.54%</b>

**DISCLAIMER:** The information presented in the 2011 Biennial Report was taken directly from reports of receipts and expenditures filed by the candidates and political committees; afterward formatted into the applicable graphs and charts.


**OTHER EXPENDITURES, INCLUDING INDEPENDENT EXPENDITURES**

SEIU Local 500 PAC		Detailed Expenditures by Purpose	
Payee Name	Amount of Expenditure	Date of Expenditure	
<b>Printing of Cope Flyer (Navarro)</b>			
Montgomery County Public Schools	\$540.00	11/09/2009	
<b>Southern MDTri-county cope Holiday party</b>			
Metropolitan Washington Council	\$350.00	12/09/2009	
	<b>Subtotal</b>	<b>\$890.00</b>	
	<b>Percentage of Total Expenditures</b>	<b>1.99%</b>	
	<b>Total</b>	<b>\$44,742.31</b>	

**DISCLAIMER:** The information presented in the 2011 Biennial Report was taken directly from reports of receipts and expenditures filed by the candidates and political committees; afterward formatted into the applicable graphs and charts.

**DC OFFICE OF CAMPAIGN FINANCE**  
**2011 Biennial Report - Political Action Committees**

**Summary of Contributions by Donor Type for  
SEIU Local 500 PAC**



Note: This Graph depicts the summary of the contributions by donor categories reported by the SEIU Local 500 PAC Principal Campaign Committee

The contributions are presented in percentage terms by donor categories, and may include each contribution received from Businesses, Corporations, Corporate Sponsored Political Action Committees, Individuals, Labor Sponsored Political Action Committees, Political Party Committees, Partnerships, and the Candidate. The summary may also note Other Receipts reported, such as Dividends, Interest, Refunds, and Rebates.

**DISCLAIMER:** The information presented in the 2011 Biennial Report was taken directly from reports of receipts and expenditures filed by the candidates and political committees; afterward formatted into the applicable graphs and charts.

## Summary of Contributions by Donor Type for SEIU Local 500 PAC

Donor Type	Received
Individual	\$135.00
Labor	\$72.00
Member payroll deduction contributions	\$30.00
Member raffle ticket proceeds	\$16.00
Members - Raffle Ticket proceeds	\$6.00
Members of our Union payroll checkoff contributions	\$57.00
Members Raffle Ticket proceeds	\$16.50
Members through payroll checkoff 12/19/08	\$3,982.59
SEIU Local 500 Members	\$4,323.95
SEIU Local 500 staff	\$71.31
Union Exec. board members	\$21.00
Union Executive Board members	\$28.00
Union Members	\$32,066.53
union members through payroll checkoff Nov received Dec	\$36.00
Union Staff	\$740.99
Union staff members	\$213.13
union staff through payroll checkoff 12/19/08	\$102.27
<b>Grand Total</b>	<b>\$41,918.27</b>

**DISCLAIMER:** The information presented in the 2011 Biennial Report was taken directly from reports of receipts and expenditures filed by the candidates and political committees; afterward formatted into the applicable graphs and charts.

**Detailed Summary of Contributions by Donor Type for  
SEIU Local 500 PAC**

<b>Donor Type</b>	<b>Name</b>	<b>Received</b>
Individual	Diegelmann, S.	<b>\$25.00</b>
	Lornell, Christopher	<b>\$100.00</b>
	Samaroo, Christine	<b>\$10.00</b>
	<b>Total</b>	<b>\$135.00</b>
Labor	SEIU Local 500 Members	<b>\$72.00</b>
	<b>Total</b>	<b>\$72.00</b>
Member payroll deduction contributions	SEIU Local 500 Members	<b>\$30.00</b>
	<b>Total</b>	<b>\$30.00</b>
Member raffle ticket proceeds	SEIU Local 500 Members	<b>\$16.00</b>
	<b>Total</b>	<b>\$16.00</b>
Members - Raffle Ticket proceeds	SEIU Local 500 Members	<b>\$6.00</b>
	<b>Total</b>	<b>\$6.00</b>
Members of our Union payroll checkoff contributions	SEIU Local 500 Members	<b>\$57.00</b>
	<b>Total</b>	<b>\$57.00</b>
Members Raffle Ticket proceeds	SEIU Local 500 Members	<b>\$16.50</b>
	<b>Total</b>	<b>\$16.50</b>
Members through payroll checkoff 12/19/08	SEIU Local 500 Members	<b>\$3,982.59</b>
	<b>Total</b>	<b>\$3,982.59</b>
SEIU Local 500 Members	SEIU Local 500 Members	<b>\$4,323.95</b>
	<b>Total</b>	<b>\$4,323.95</b>
SEIU Local 500 staff	SEIU Local 500 Staff	<b>\$71.31</b>
	<b>Total</b>	<b>\$71.31</b>
Union Exec. board members	SEIU Local 500 Members	<b>\$21.00</b>
	<b>Total</b>	<b>\$21.00</b>
Union Executive Board members	SEIU Local 500 Members	<b>\$28.00</b>
	<b>Total</b>	<b>\$28.00</b>
Union Members	SEIU Local 500 Members	<b>\$32,066.53</b>
	<b>Total</b>	<b>\$32,066.53</b>
union members through payroll checkoff Nov received D	SEIU Local 500 Member	<b>\$36.00</b>

**DISCLAIMER:** The information presented in the 2011 Biennial Report was taken directly from reports of receipts and expenditures filed by the candidates and political committees; afterward formatted into the applicable graphs and charts.

union members through payroll checkoff Nov received D	<b>Total</b>	<b>\$36.00</b>
Union Staff	SEIU Local 500 Staff	<b>\$527.80</b>
	SEIU Staff	<b>\$213.19</b>
	<b>Total</b>	<b>\$740.99</b>
Union staff members	SEIU Local 500 Staff	<b>\$213.13</b>
	<b>Total</b>	<b>\$213.13</b>
union staff through payroll checkoff 12/19/08	SEIU Local 500 Staff	<b>\$102.27</b>
	<b>Total</b>	<b>\$102.27</b>
<b>Grand Total</b>		<b>\$41,918.27</b>

**DISCLAIMER:** The information presented in the 2011 Biennial Report was taken directly from reports of receipts and expenditures filed by the candidates and political committees; afterward formatted into the applicable graphs and charts.

SEIU Local 500 PAC	Detailed Contributions by Donor Type	
--------------------	--------------------------------------	--

Contributor Name	Amount	Date of Receipt
------------------	--------	-----------------

**Individual**

Diegelmann, S.	\$25.00	03/27/2009
Lornell, Christopher	\$100.00	09/24/2010
Samaroo, Christine	\$10.00	02/04/2009

**Subtotal** **\$135.00**

**Percentage of Total Contributions** **0.32%**

SEIU Local 500 PAC	Detailed Contributions by Donor Type	
--------------------	--------------------------------------	--

Contributor Name	Amount	Date of Receipt
------------------	--------	-----------------

**Labor**

SEIU Local 500 Members	\$72.00	02/04/2009
------------------------	---------	------------

**Subtotal** **\$72.00**

**Percentage of Total Contributions** **0.17%**

SEIU Local 500 PAC	Detailed Contributions by Donor Type	
--------------------	--------------------------------------	--

Contributor Name	Amount	Date of Receipt
------------------	--------	-----------------

**Member payroll deduction contributions**

SEIU Local 500 Members	\$30.00	04/12/2010
------------------------	---------	------------

**Subtotal** **\$30.00**

**Percentage of Total Contributions** **0.07%**

SEIU Local 500 PAC	Detailed Contributions by Donor Type	
--------------------	--------------------------------------	--

Contributor Name	Amount	Date of Receipt
------------------	--------	-----------------

**Member raffle ticket proceeds**

SEIU Local 500 Members	\$16.00	05/05/2010
------------------------	---------	------------

**Subtotal** **\$16.00**

**Percentage of Total Contributions** **0.04%**

SEIU Local 500 PAC	Detailed Contributions by Donor Type	
--------------------	--------------------------------------	--

Contributor Name	Amount	Date of Receipt
------------------	--------	-----------------

**Members - Raffle Ticket proceeds**

SEIU Local 500 Members	\$6.00	04/15/2010
------------------------	--------	------------

**Subtotal** **\$6.00**

**Percentage of Total Contributions** **0.01%**

**DISCLAIMER:** The information presented in the 2011 Biennial Report was taken directly from reports of receipts and expenditures filed by the candidates and political committees; afterward formatted into the applicable graphs and charts.



SEIU Local 500 PAC		Detailed Contributions by Donor Type
Contributor Name	Amount	Date of Receipt

**Members of our Union payroll checkoff contributions**

SEIU Local 500 Members	\$57.00	10/13/2010
------------------------	---------	------------

**Subtotal \$57.00**

**Percentage of Total Contributions 0.14%**

SEIU Local 500 PAC		Detailed Contributions by Donor Type
Contributor Name	Amount	Date of Receipt

**Members Raffle Ticket proceeds**

SEIU Local 500 Members	\$16.50	04/26/2010
------------------------	---------	------------

**Subtotal \$16.50**

**Percentage of Total Contributions 0.04%**

SEIU Local 500 PAC		Detailed Contributions by Donor Type
Contributor Name	Amount	Date of Receipt

**Members through payroll checkoff 12/19/08**

SEIU Local 500 Members	\$3,982.59	01/07/2009
------------------------	------------	------------

**Subtotal \$3,982.59**

**Percentage of Total Contributions 9.50%**

SEIU Local 500 PAC		Detailed Contributions by Donor Type
Contributor Name	Amount	Date of Receipt

**SEIU Local 500 Members**

SEIU Local 500 Members	\$38.00	06/22/2010
------------------------	---------	------------

SEIU Local 500 Members	\$57.00	10/13/2010
------------------------	---------	------------

SEIU Local 500 Members	\$23.50	10/28/2010
------------------------	---------	------------

SEIU Local 500 Members	\$4,187.45	10/28/2010
------------------------	------------	------------

SEIU Local 500 Members	\$18.00	11/29/2010
------------------------	---------	------------

**Subtotal \$4,323.95**

**Percentage of Total Contributions 10.32%**

SEIU Local 500 PAC		Detailed Contributions by Donor Type
Contributor Name	Amount	Date of Receipt

**SEIU Local 500 staff**

SEIU Local 500 Staff	\$71.31	10/28/2010
----------------------	---------	------------

**Subtotal \$71.31**

**Percentage of Total Contributions 0.17%**

**DISCLAIMER:** The information presented in the 2011 Biennial Report was taken directly from reports of receipts and expenditures filed by the candidates and political committees; afterward formatted into the applicable graphs and charts.

SEIU Local 500 PAC		Detailed Contributions by Donor Type	
Contributor Name	Amount	Date of Receipt	
<b>Union Exec. board members</b>			
SEIU Local 500 Members	\$21.00	01/27/2010	
	<b>Subtotal</b>	<b>\$21.00</b>	
	<b>Percentage of Total Contributions</b>	<b>0.05%</b>	

SEIU Local 500 PAC		Detailed Contributions by Donor Type	
Contributor Name	Amount	Date of Receipt	
<b>Union Executive Board members</b>			
SEIU Local 500 Members	\$28.00	10/20/2009	
	<b>Subtotal</b>	<b>\$28.00</b>	
	<b>Percentage of Total Contributions</b>	<b>0.07%</b>	

SEIU Local 500 PAC		Detailed Contributions by Donor Type	
Contributor Name	Amount	Date of Receipt	
<b>Union members</b>			
SEIU Local 500 Members	\$2,178.20	10/20/2009	
SEIU Local 500 Members	\$24.00	11/05/2009	
SEIU Local 500 Members	\$8,291.38	11/05/2009	
SEIU Local 500 Members	\$4,259.19	11/19/2009	
SEIU Local 500 Members	\$69.00	11/19/2009	
SEIU Local 500 Members	\$8,603.88	12/11/2009	
SEIU Local 500 Members	\$16.00	12/11/2009	
SEIU Local 500 Members	\$24.00	12/18/2009	
SEIU Local 500 Members	\$8,499.88	01/08/2010	
SEIU Local 500 Members	\$33.00	09/24/2010	
SEIU Local 500 Members	\$40.00	09/24/2010	
SEIU Local 500 Members	\$28.00	09/24/2010	
	<b>Subtotal</b>	<b>\$32,066.53</b>	
	<b>Percentage of Total Contributions</b>	<b>76.50%</b>	

SEIU Local 500 PAC		Detailed Contributions by Donor Type	
Contributor Name	Amount	Date of Receipt	
<b>union members through payroll checkoff Nov received Dec</b>			
SEIU Local 500 Member	\$36.00	01/07/2009	
	<b>Subtotal</b>	<b>\$36.00</b>	
	<b>Percentage of Total Contributions</b>	<b>0.09%</b>	

**DISCLAIMER:** The information presented in the 2011 Biennial Report was taken directly from reports of receipts and expenditures filed by the candidates and political committees; afterward formatted into the applicable graphs and charts.

SEIU Local 500 PAC		Detailed Contributions by Donor Type	
Contributor Name	Amount	Date of Receipt	
<b>union staff</b>			
SEIU Local 500 Staff	\$217.12	11/19/2009	
SEIU Local 500 Staff	\$103.56	12/11/2009	
SEIU Local 500 Staff	\$103.56	12/18/2009	
SEIU Local 500 Staff	\$103.56	01/08/2010	
SEIU Staff	\$213.19	10/20/2009	
	<b>Subtotal</b>	<b>\$740.99</b>	
	<b>Percentage of Total Contributions</b>	<b>1.77%</b>	

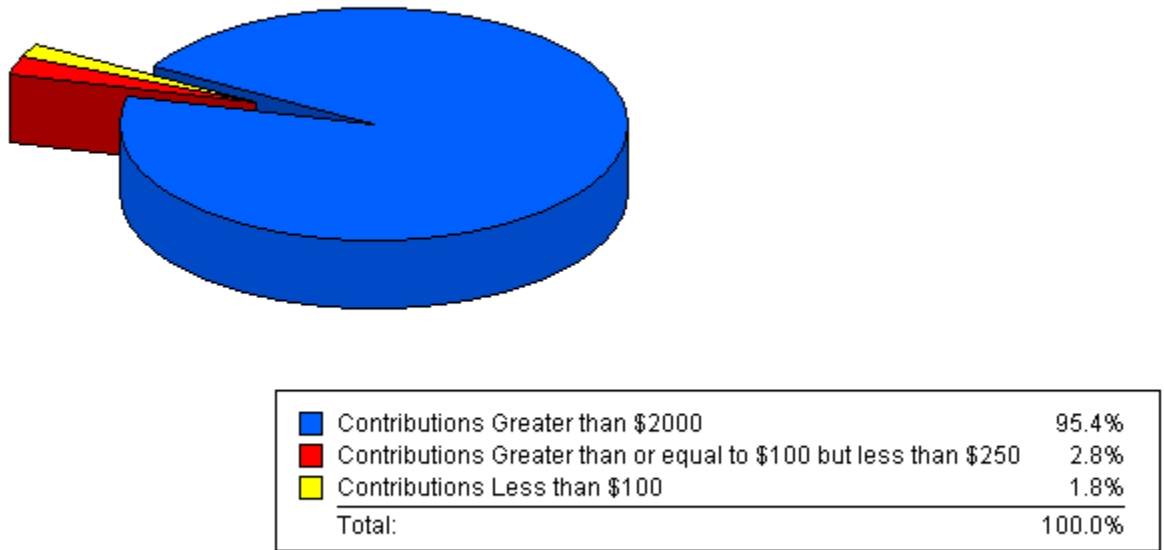
SEIU Local 500 PAC		Detailed Contributions by Donor Type	
Contributor Name	Amount	Date of Receipt	
<b>Union staff members</b>			
SEIU Local 500 Staff	\$213.13	11/05/2009	
	<b>Subtotal</b>	<b>\$213.13</b>	
	<b>Percentage of Total Contributions</b>	<b>0.51%</b>	

SEIU Local 500 PAC		Detailed Contributions by Donor Type	
Contributor Name	Amount	Date of Receipt	
<b>union staff through payroll checkoff 12/19/08</b>			
SEIU Local 500 Staff	\$102.27	01/07/2009	
	<b>Subtotal</b>	<b>\$102.27</b>	
	<b>Percentage of Total Contributions</b>	<b>0.24%</b>	
	<b>Total</b>	<b>\$41,918.27</b>	

**DISCLAIMER:** The information presented in the 2011 Biennial Report was taken directly from reports of receipts and expenditures filed by the candidates and political committees; afterward formatted into the applicable graphs and charts.

**DC OFFICE OF CAMPAIGN FINANCE**  
**2011 Biennial Report - Political Action Committees**

**Summary of Contributions by Amount for  
SEIU Local 500 PAC**



Note: This Graph depicts the summary of the contributions dollar amount reported by the SEIU Local 500 PAC Principal Campaign Committee

The contributions are presented in percentage terms in dollar amount, by the size of the contribution, including contribution greater than \$2000; contributions greater than or equal to \$1000 but less than or equal to \$2000; contributions greater than or equal to \$500 but less than or equal to \$1000; contributions greater than or equal to \$250 but less than or equal to \$500; contributions greater than or equal to \$100 but less than or equal to \$250; and contributions less than \$100.

**DISCLAIMER:** The information presented in the 2011 Biennial Report was taken directly from reports of receipts and expenditures filed by the candidates and political committees; afterward formatted into the applicable graphs and charts.

**Summary of Contributions by Amount for  
SEIU Local 500 PAC**

<b>Denomination Type</b>	<b>Amount Received</b>
Contributions Greater than \$2000	<b>\$40,002.57</b>
Contributions greater than or equal to \$100 but less than \$250	<b>\$1,156.39</b>
Contributions less than \$100	<b>\$759.31</b>
<b>Grand Total</b>	<b>\$41,918.27</b>

**DISCLAIMER:** The information presented in the 2011 Biennial Report was taken directly from reports of receipts and expenditures filed by the candidates and political committees; afterward formatted into the applicable graphs and charts.

## Detailed Summary of Contributions by Amount for SEIU Local 500 PAC

Denomination Type	Name	Received
Contributions Greater than \$2000	SEIU Local 500 Members	\$3,982.59
	SEIU Local 500 Members	\$2,178.20
	SEIU Local 500 Members	\$8,291.38
	SEIU Local 500 Members	\$4,259.19
	SEIU Local 500 Members	\$8,603.88
	SEIU Local 500 Members	\$8,499.88
	SEIU Local 500 Members	\$4,187.45
	Total	<b>\$40,002.57</b>
Contributions greater than or equal to \$100 but less than \$250	Lornell, Christopher	\$100.00
	SEIU Local 500 Staff	\$102.27
	SEIU Local 500 Staff	\$213.13
	SEIU Local 500 Staff	\$217.12
	SEIU Local 500 Staff	\$103.56
	SEIU Local 500 Staff	\$103.56
	SEIU Local 500 Staff	\$103.56
	SEIU Staff	\$213.19
	Total	<b>\$1,156.39</b>
Contributions less than \$100	Diegelmann, S.	\$25.00
	Samaroo, Christine	\$10.00
	SEIU Local 500 Member	\$36.00
	SEIU Local 500 Members	\$72.00
	SEIU Local 500 Members	\$28.00
	SEIU Local 500 Members	\$24.00
	SEIU Local 500 Members	\$69.00
	SEIU Local 500 Members	\$16.00
	SEIU Local 500 Members	\$24.00
	SEIU Local 500 Members	\$21.00
	SEIU Local 500 Members	\$6.00
	SEIU Local 500 Members	\$16.50

**DISCLAIMER:** The information presented in the 2011 Biennial Report was taken directly from reports of receipts and expenditures filed by the candidates and political committees; afterward formatted into the applicable graphs and charts.

Contributions less than \$100	SEIU Local 500 Members	<b>\$16.00</b>
	SEIU Local 500 Members	<b>\$30.00</b>
	SEIU Local 500 Members	<b>\$38.00</b>
	SEIU Local 500 Members	<b>\$33.00</b>
	SEIU Local 500 Members	<b>\$40.00</b>
	SEIU Local 500 Members	<b>\$28.00</b>
	SEIU Local 500 Members	<b>\$57.00</b>
	SEIU Local 500 Members	<b>\$57.00</b>
	SEIU Local 500 Members	<b>\$23.50</b>
	SEIU Local 500 Members	<b>\$18.00</b>
	SEIU Local 500 Staff	<b>\$71.31</b>
	Total	<b>\$759.31</b>
<b>Grand Total</b>		<b>\$41,918.27</b>

**DISCLAIMER:** The information presented in the 2011 Biennial Report was taken directly from reports of receipts and expenditures filed by the candidates and political committees; afterward formatted into the applicable graphs and charts.

Contributor Name	Amount	Type of Contributor	Date of Receipt
------------------	--------	---------------------	-----------------

**Contributions Greater than \$2000**

SEIU Local 500 Members	\$3,982.59	Members through payroll checkoff 12/19/08	01/07/2009
SEIU Local 500 Members	\$2,178.20	Union members	10/20/2009
SEIU Local 500 Members	\$8,291.38	union members	11/05/2009
SEIU Local 500 Members	\$4,259.19	Union members	11/19/2009
SEIU Local 500 Members	\$8,603.88	Union members	12/11/2009
SEIU Local 500 Members	\$8,499.88	Union members	01/08/2010
SEIU Local 500 Members	\$4,187.45	SEIU Local 500 members	10/28/2010

**Subtotal** **\$40,002.57**

**Percentage of Total Contributions** **95.43%**

Contributor Name	Amount	Type of Contributor	Date of Receipt
------------------	--------	---------------------	-----------------

**Contributions Greater than or equal to \$100 but less than \$250**

Lornell, Christopher	\$100.00	Individual	09/24/2010
SEIU Local 500 Staff	\$102.27	union staff through payroll checkoff 12/19/08	01/07/2009
SEIU Local 500 Staff	\$213.13	Union staff members	11/05/2009
SEIU Local 500 Staff	\$217.12	union staff	11/19/2009
SEIU Local 500 Staff	\$103.56	union staff	12/11/2009
SEIU Local 500 Staff	\$103.56	Union staff	12/18/2009
SEIU Local 500 Staff	\$103.56	Union staff	01/08/2010
SEIU Staff	\$213.19	Union Staff	10/20/2009

**Subtotal** **\$1,156.39**

**Percentage of Total Contributions** **2.76%**

**DISCLAIMER:** The information presented in the 2011 Biennial Report was taken directly from reports of receipts and expenditures filed by the candidates and political committees; afterward formatted into the applicable graphs and charts.



Contributor Name	Amount	Type of Contributor	Date of Receipt
------------------	--------	---------------------	-----------------

**Contributions Less than \$100**

Diegelmann, S.	\$25.00	Individual	03/27/2009
Samaroo, Christine	\$10.00	Individual	02/04/2009
SEIU Local 500 Member	\$36.00	union members through payroll checkoff Nov received Dec	01/07/2009
SEIU Local 500 Members	\$72.00	Labor	02/04/2009
SEIU Local 500 Members	\$28.00	Union Executive Board members	10/20/2009
SEIU Local 500 Members	\$24.00	Union members	11/05/2009
SEIU Local 500 Members	\$69.00	Union members	11/19/2009
SEIU Local 500 Members	\$16.00	Union members	12/11/2009
SEIU Local 500 Members	\$24.00	Union members	12/18/2009
SEIU Local 500 Members	\$21.00	Union Exec. board members	01/27/2010
SEIU Local 500 Members	\$30.00	Member payroll deduction contributions	04/12/2010
SEIU Local 500 Members	\$6.00	Members - Raffle Ticket proceeds	04/15/2010
SEIU Local 500 Members	\$16.50	Members Raffle Ticket proceeds	04/26/2010
SEIU Local 500 Members	\$16.00	Member raffle ticket proceeds	05/05/2010
SEIU Local 500 Members	\$38.00	SEIU Local 500 Members	06/22/2010
SEIU Local 500 Members	\$33.00	Union Members	09/24/2010
SEIU Local 500 Members	\$40.00	union members	09/24/2010
SEIU Local 500 Members	\$28.00	union members	09/24/2010
SEIU Local 500 Members	\$57.00	Members of our Union payroll checkoff contributions	10/13/2010
SEIU Local 500 Members	\$57.00	SEIU Local 500 members	10/13/2010
SEIU Local 500 Members	\$23.50	SEIU Local 500 members	10/28/2010
SEIU Local 500 Members	\$18.00	SEIU Local 500 members	11/29/2010
SEIU Local 500 Staff	\$71.31	SEIU Local 500 staff	10/28/2010

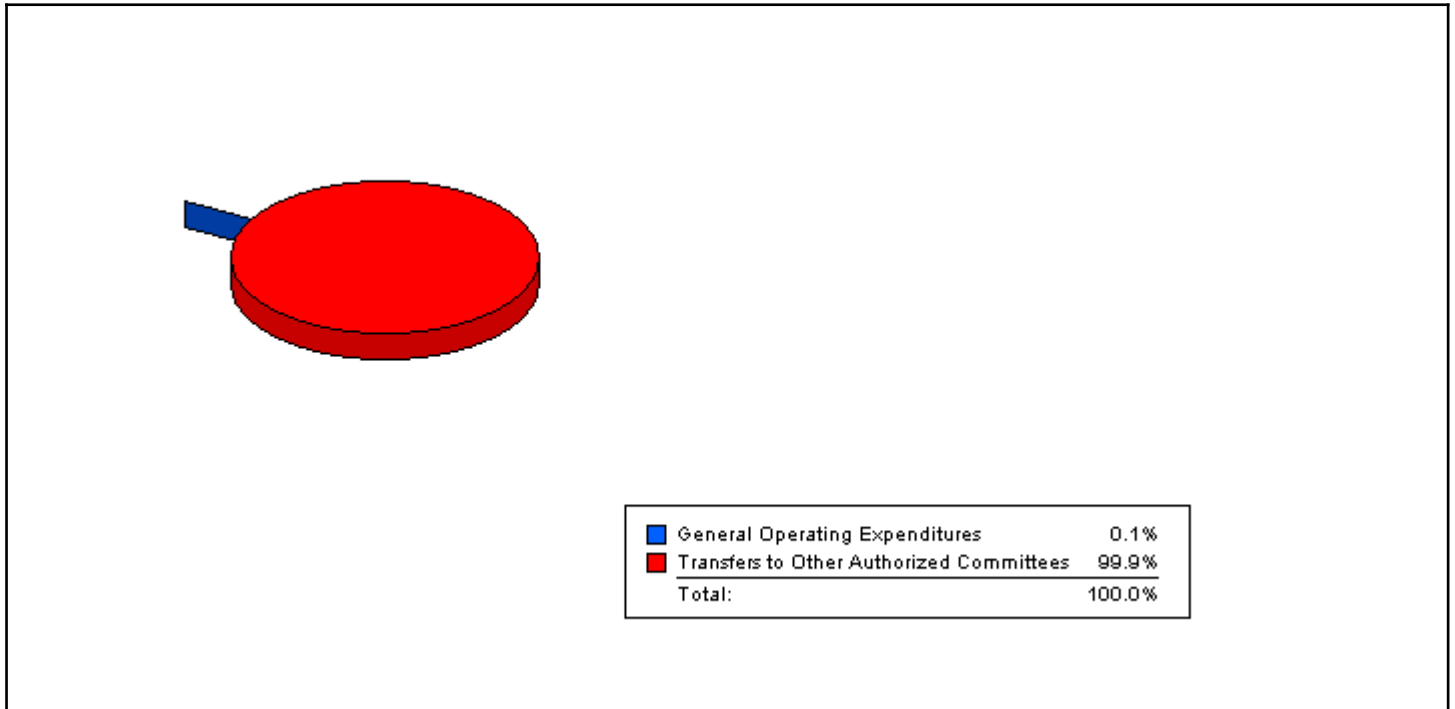
**Subtotal****\$759.31****Percentage of Total Contributions****1.81%****Total****\$41,918.27**

**DISCLAIMER:** The information presented in the 2011 Biennial Report was taken directly from reports of receipts and expenditures filed by the candidates and political committees; afterward formatted into the applicable graphs and charts.

# DC OFFICE OF CAMPAIGN FINANCE

## 2011 Biennial Report - Political Action Committees

### Summary of Expenditures by Purpose for Service Employees Intl Union, MD/DC State Council



Note: This Graph depicts the summary of the expenditures by purpose reported by Service Employees Intl Union, MD/DC State Council. The expenditures are presented in percentage terms by General Operating Expenditures, Transfers to Other Authorized Political Committees, Loan Repayments, Refunds of Contributions, Other Expenditures, and Offsets to Receipts

- General Operating Expenditures may include each expenditure made for Accounting Services, Advertising, Bank Fees, Campaign Events/Fund Raising, Campaign Materials and Supplies, Candidate Loan Re-payment, Catering/Refreshments, Computer Supplies/Equipment, Consulting Services, Equipment Purchases/Rental, In-Kind, Office Maintenance, Office Rental, Office Supplies/Furniture, Other Loan Repayment, Petty Cash, Polling/Mailing Lists, Postage/Shipping/Courier Rates, Printing/Copying, Salary/Stipend, Telephone/Communication, Trash/Poster Removal, Travel/Vehicle Expense, Utility Expense, and other Expenses.
- Transfers to other Authorized Political Committees.
- Loan Repayments.
- Refunds of Contributions may include each contribution Refund to Individuals, Organizations, Political Party Committees, and other Political Committees (PACs).
- Other Expenditures may include all expenditures other than the afore-mentioned, which may include Independent Expenditures made by persons expressly advocating the election or defeat of a clearly identified candidate, which are made without cooperation or consultation with any candidate and/or authorized committee and/or agent of the candidate; Donations to Charities, Churches, Political Committees, Scholarship and Statehood Funds; Payments to the Internal Revenue Service and for Fines; and Tickets to Events.
- Offsets to Receipts may include Refunds, Rebates, Returned Checks, Non-Sufficient Fund Fees, and other Offsets to Operating Expenditures.

**DISCLAIMER:** The information presented in the 2011 Biennial Report was taken directly from reports of receipts and expenditures filed by the candidates and political committees; afterward formatted into the applicable graphs and charts.

**Summary of Expenditures by Purpose for  
Service Employees Intl Union, MD/DC State Council**

<b>Purpose</b>	<b>Total Expenditure</b>
General Operating Expenditures	<b>\$221.16</b>
Transfers to Other Authorized Committees	<b>\$383,200.00</b>
<b>Grand Total</b>	<b>\$383,421.16</b>

**DISCLAIMER:** The information presented in the 2011 Biennial Report was taken directly from reports of receipts and expenditures filed by the candidates and political committees; afterward formatted into the applicable graphs and charts.

## General Operating Expenditures

Purpose	Total Expenditures
Bank Fees	\$221.16
<b>Total</b>	<b>\$221.16</b>

**DISCLAIMER:** The information presented in the 2011 Biennial Report was taken directly from reports of receipts and expenditures filed by the candidates and political committees; afterward formatted into the applicable graphs and charts.

**Detailed Summary of Expenditures by Purpose for  
Service Employees Intl Union, MD/DC State Council  
General Operating Expenditures**

<b>Purpose</b>	<b>Payee</b>	<b>Amount Spent</b>
Bank Fees	Deluxe Checks	<b>\$221.16</b>
	<b>Total</b>	<b>\$221.16</b>
	<b>Grand Total</b>	<b>\$221.16</b>

**DISCLAIMER:** The information presented in the 2011 Biennial Report was taken directly from reports of receipts and expenditures filed by the candidates and political committees; afterward formatted into the applicable graphs and charts.

**Detailed Summary of Expenditures by Purpose for  
Service Employees Intl Union, MD/DC State Council**

**Transfers to Other Authorized Committees**

<b>Purpose</b>	<b>Payee</b>	<b>Amount Spent</b>
Transfer	CASA in Action	<b>\$5,000.00</b>
	Charles Barkley for Delegate Committee	<b>\$500.00</b>
	Citizens for Adrienne Jones	<b>\$4,000.00</b>
	Citizens for Brian Frosh	<b>\$2,000.00</b>
	Citizens for Craig Rice, c/o Vivian Rice, Tre	<b>\$2,000.00</b>
	Citizens for David Rudolph	<b>\$500.00</b>
	Citizens for Paul Pinsky	<b>\$4,000.00</b>
	Citizens of Douglass JJ Peters	<b>\$4,000.00</b>
	Cohen for Mayor	<b>\$2,000.00</b>
	Committee to Elect John Bohanan	<b>\$2,000.00</b>
	DC Jobs with Justice. AFL-CIO	<b>\$500.00</b>
	Delegate Hattie Harrison	<b>\$500.00</b>
	Elect Cardin	<b>\$250.00</b>
	Friends for Delegate Hubbard	<b>\$1,000.00</b>
	Friends for Sheila Dixon	<b>\$1,000.00</b>
	Friends of Aisha Braveboy	<b>\$2,500.00</b>
	Friends of Alfred Carr	<b>\$1,000.00</b>
	Friends of Ana Sol Guitierrez	<b>\$1,000.00</b>
	Friends of Ana Sol Gutierrez	<b>\$3,000.00</b>
	Friends of Anne Healey	<b>\$1,000.00</b>
	Friends of Anthony Brown	<b>\$6,000.00</b>
	Friends of Anthony Muse	<b>\$1,000.00</b>
	Friends of Art Hock	<b>\$2,000.00</b>
	Friends of Aruna Miller	<b>\$1,000.00</b>
	Friends of Barbara Frush	<b>\$1,000.00</b>
	Friends of Barbara Robinson	<b>\$500.00</b>
Friends of Benjamin Barnes	<b>\$1,000.00</b>	

**DISCLAIMER:** The information presented in the 2011 Biennial Report was taken directly from reports of receipts and expenditures filed by the candidates and political committees; afterward formatted into the applicable graphs and charts.

Transfer	Friends of Betty Horton Hodge	\$2,000.00
	Friends of Bill Ferguson	\$6,000.00
	Friends of Bill Frick	\$4,000.00
	Friends of Bonnie Cullison	\$3,000.00
	Friends of Brian Feldman	\$2,000.00
	Friends of Brian McHale	\$3,000.00
	Friends of Cal Bowman	\$1,500.00
	Friends of Candy Greenway	\$2,500.00
	Friends of Carolyn Howard	\$500.00
	Friends of Carolyn J.B. Howard	\$500.00
	Friends of Catherine E. Pugh	\$2,000.00
	Friends of Charles Barkley	\$1,500.00
	Friends of Cheryl Glenn	\$1,000.00
	Friends of Cheryl Kagan	\$2,000.00
	Friends of Cheryl Kagen	\$1,000.00
	Friends of Chris Davies	\$1,000.00
	Friends of Craig Zucker	\$1,000.00
	Friends of Curt Anderson	\$2,000.00
	Friends of Dan Morhaim	\$1,000.00
	Friends of Dana Stein	\$3,250.00
	Friends of David Catania	\$1,000.00
	Friends of Dereck Davis	\$4,000.00
	Friends of Derick Leon Davis	\$3,000.00
	Friends of Doug Gansler	\$4,000.00
	Friends of Doyle Niemann	\$1,000.00
	Friends of Elizabeth Bobo	\$1,500.00
	Friends of Emmett Burns	\$1,000.00
	Friends of Eric Luedtke	\$4,000.00
	friends of Frank Turner	\$1,000.00
	Friends of Greg Hall	\$6,000.00
Friends of Guy Guzzone	\$1,000.00	

**DISCLAIMER:** The information presented in the 2011 Biennial Report was taken directly from reports of receipts and expenditures filed by the candidates and political committees; afterward formatted into the applicable graphs and charts.

Transfer	Friends of Hans Riemer	\$2,000.00
	Friends of Harry Thomas, Jr.	\$500.00
	Friends of Hattie Harrison	\$1,500.00
	Friends of Heather Mizeur	\$2,000.00
	Friends of James E. Malone, Jr	\$1,000.00
	Friends of James E. Malone, Jr.	\$1,750.00
	Friends of James Gilchrist	\$500.00
	Friends of James Hubbard	\$3,000.00
	Friends of Jamie Raskin	\$4,000.00
	Friends of Jay Hutchins	\$3,000.00
	Friends of Jeff Waldstreicher	\$2,250.00
	Friends of Jeff Waldstricher	\$250.00
	Friends of Jennie Forehand	\$1,000.00
	Friends of Jim Brochin	\$2,000.00
	Friends of Jim Graham	\$500.00
	Friends of Jim Mathias	\$3,000.00
	Friends of Jim Proctor, Jr	\$250.00
	Friends of Jim Proctor, Jr.	\$500.00
	Friends of Jim Robey	\$1,000.00
	Friends of Jim Rosapepe	\$1,000.00
	Friends of Joan Carter Conway	\$3,000.00
	Friends of Joanne Benson	\$2,800.00
	Friends of Joanne C. Benson	\$500.00
	Friends of John Astle	\$1,000.00
	Friends of John Olszewski	\$1,250.00
	Friends of Jolene Ivey	\$6,000.00
	Friends of Joseline Pena-Melnyk	\$3,000.00
	Friends of Joseph Vallario	\$6,000.00
	Friends of Justin Ross	\$4,000.00
	Friends of Karen Montgomery	\$6,000.00
Friends of Karen Toles	\$2,000.00	

**DISCLAIMER:** The information presented in the 2011 Biennial Report was taken directly from reports of receipts and expenditures filed by the candidates and political committees; afterward formatted into the applicable graphs and charts.



Transfer	Friends of Kathleen Dumais	\$500.00
	Friends of Kathleen M. Dumais	\$1,000.00
	Friends of Kathy Klausmeier	\$2,500.00
	Friends of Keiffer Mitchell	\$2,000.00
	Friends of Keith Haynes	\$1,000.00
	Friends of Ken Ulman	\$500.00
	Friends of Kevin Kamenetz	\$6,000.00
	Friends of Kirill Reznik	\$1,000.00
	Friends of Kriselda Valderrama	\$2,000.00
	Friends of Kumar Barve	\$2,000.00
	Friends of Kwame Brown	\$1,500.00
	Friends of Lisa Gladden	\$4,000.00
	Friends of Luiz Simmons	\$500.00
	Friends of Luke Clippinger	\$2,000.00
	Friends of Maggie MacIntosh	\$1,000.00
	Friends of Maggie McIntosh	\$4,000.00
	Friends of Martin O'Malley	\$4,000.00
	Friends of Marvin Holmes	\$1,000.00
	Friends of Mary Ann Love	\$1,000.00
	Friends of Mary Cheh	\$500.00
	Friends of Mary Washington	\$1,000.00
	Friends of Mary-Dulaney James	\$500.00
	Friends of Mel Franklin	\$3,000.00
	Friends of Melony Griffith	\$1,500.00
	Friends of Michael G. Summer	\$2,000.00
	Friends of Michael Vaughn	\$2,000.00
	Friends of Mike Busch	\$6,000.00
	Friends of Mike Lenett	\$5,000.00
	Friends of Nancy King	\$6,000.00
	Friends of Nancy Navarro	\$3,000.00
Friends of Nathaniel McFadden	\$2,000.00	

**DISCLAIMER:** The information presented in the 2011 Biennial Report was taken directly from reports of receipts and expenditures filed by the candidates and political committees; afterward formatted into the applicable graphs and charts.

Transfer	Friends of Ned Carey	\$3,000.00
	Friends of Norman H. Conway	\$2,750.00
	Friends of Norman Stone	\$1,000.00
	Friends of Peter Hammen	\$4,000.00
	Friends of Peter Murphy	\$4,000.00
	Friends of Rob Garagiola	\$5,000.00
	Friends of Roger Manno	\$1,500.00
	Friends of Ron Young	\$6,000.00
	Friends of Roy Dyson	\$1,000.00
	Friends of Rudolph Cane	\$1,000.00
	Friends of Rudy Cane	\$1,000.00
	Friends of Ruth Baisden	\$1,500.00
	Friends of Ruth Kirk	\$2,000.00
	Friends of Sally Jameson	\$2,000.00
	Friends of Samuel Epps	\$6,000.00
	Friends of Sandy Rosenberg	\$750.00
	Friends of Shane Pendergrass	\$1,000.00
	Friends of Shane Robinson	\$3,000.00
	Friends of Sharon Green Middleton	\$500.00
	Friends of Shawn Tarrant	\$2,500.00
	Friends of Sheila Dixon	\$1,000.00
	Friends of Sheila Hixson	\$5,000.00
	Friends of Shirley Nathan-Pulliam	\$2,000.00
	Friends of Steve Lafferty	\$2,900.00
	Friends of Sue Kullen	\$3,000.00
	Friends of Susan Lee	\$1,000.00
	Friends of Talmadge Branch	\$2,000.00
	Friends of Tawanna P. Gaines	\$1,000.00
	Friends of Tiffany Alston	\$1,000.00
	Friends of Todd Schuler	\$2,250.00
Friends of Tom Hucker	\$4,000.00	

**DISCLAIMER:** The information presented in the 2011 Biennial Report was taken directly from reports of receipts and expenditures filed by the candidates and political committees; afterward formatted into the applicable graphs and charts.

Transfer	Friends of Tommy Wells	\$500.00
	Friends of Verna Jones	\$2,500.00
	Friends of Veronica Turner	\$3,500.00
	Friends of Victor Ramirez	\$5,500.00
	Friends of Virginia Clagett	\$500.00
	Friends to Re-Elect Norman H. Conway	\$1,000.00
	Gray for Mayor	\$2,000.00
	Gutierrez for Delegate	\$500.00
	Herman Taylor for Montgomery County, LLC	\$500.00
	Kaiser for Delegate	\$1,000.00
	Kasemeyer for Senate	\$3,000.00
	Maryland House Democratic Committee	\$5,000.00
	Maryland Senate Caucus	\$3,500.00
	Marylanders for Miller	\$5,000.00
	MD Democratic Senatorial Committee Slate	\$2,500.00
	Mendelson for Council 2010	\$1,000.00
	Northern County Dems for Progress Slate	\$6,000.00
	Rushern Baker 2010	\$6,000.00
	Supporters of Thomas "Mac" Middleton	\$1,000.00
	Supporters of Thomas Middleton	\$2,000.00
The Roy Dyson Committee	\$1,000.00	
	<b>Total</b>	<b>\$383,200.00</b>
	<b>Grand Total</b>	<b>\$383,200.00</b>

**DISCLAIMER:** The information presented in the 2011 Biennial Report was taken directly from reports of receipts and expenditures filed by the candidates and political committees; afterward formatted into the applicable graphs and charts.

**GENERAL OPERATING EXPENDITURES**

Service Employees Intl Union, MD/DC State Council		Detailed Expenditures by Purpose	
Payee Name	Amount of Expenditure	Date of Expenditure	
<b>Bank Fees</b>			
Deluxe Checks	\$221.16	06/26/2010	
	<b>Subtotal</b>	<b>\$221.16</b>	
	<b>Percentage of Total Expenditures</b>	<b>0.06%</b>	

**DISCLAIMER:** The information presented in the 2011 Biennial Report was taken directly from reports of receipts and expenditures filed by the candidates and political committees; afterward formatted into the applicable graphs and charts.

**TRANSFERS TO OTHER AUTHORIZED COMMITTEES**

Service Employees Intl Union, MD/DC State Council		Detailed Expenditures by Purpose
Payee Name	Amount of Expenditure	Date of Expenditure
<b>Transfer</b>		
CASA in Action	\$5,000.00	08/27/2010
Charles Barkley for Delegate Committee	\$500.00	12/16/2009
Citizens for Adrienne Jones	\$1,000.00	01/04/2010
Citizens for Adrienne Jones	\$2,000.00	06/17/2010
Citizens for Adrienne Jones	\$1,000.00	11/24/2009
Citizens for Brian Frosh	\$2,000.00	06/17/2010
Citizens for Craig Rice, c/o Vivian Rice, Tre	\$2,000.00	08/19/2010
Citizens for David Rudolph	\$500.00	05/14/2009
Citizens for Paul Pinsky	\$2,000.00	07/30/2010
Citizens for Paul Pinsky	\$1,000.00	06/17/2010
Citizens for Paul Pinsky	\$1,000.00	11/24/2009
Citizens of Douglass JJ Peters	\$4,000.00	07/30/2010
Cohen for Mayor	\$2,000.00	08/25/2009
Committee to Elect John Bohanan	\$2,000.00	10/05/2010
DC Jobs with Justice. AFL-CIO	\$500.00	05/06/2009
Delegate Hattie Harrison	\$500.00	01/06/2010
Elect Cardin	\$250.00	01/09/2009
Friends for Delegate Hubbard	\$1,000.00	09/30/2009
Friends for Sheila Dixon	\$1,000.00	06/02/2009
Friends of Aisha Braveboy	\$500.00	06/17/2010
Friends of Aisha Braveboy	\$1,000.00	08/13/2010
Friends of Aisha Braveboy	\$1,000.00	11/24/2009
Friends of Alfred Carr	\$1,000.00	07/30/2010
Friends of Ana Sol Guitierrez	\$1,000.00	08/13/2010
Friends of Ana Sol Gutierrez	\$1,000.00	06/17/2010
Friends of Ana Sol Gutierrez	\$2,000.00	07/30/2010
Friends of Anne Healey	\$500.00	06/17/2010
Friends of Anne Healey	\$500.00	07/30/2010
Friends of Anthony Brown	\$6,000.00	08/13/2010
Friends of Anthony Muse	\$1,000.00	06/17/2010
Friends of Art Hock	\$2,000.00	10/05/2010
Friends of Aruna Miller	\$1,000.00	08/13/2010
Friends of Barbara Frush	\$1,000.00	06/17/2010
Friends of Barbara Robinson	\$500.00	06/17/2010

**DISCLAIMER:** The information presented in the 2011 Biennial Report was taken directly from reports of receipts and expenditures filed by the candidates and political committees; afterward formatted into the applicable graphs and charts.

**TRANSFERS TO OTHER AUTHORIZED COMMITTEES**

Service Employees Intl Union, MD/DC State Council		Detailed Expenditures by Purpose
Payee Name	Amount of Expenditure	Date of Expenditure
Friends of Benjamin Barnes	\$500.00	06/17/2010
Friends of Benjamin Barnes	\$500.00	07/30/2010
Friends of Betty Horton Hodge	\$2,000.00	08/27/2010
Friends of Bill Ferguson	\$6,000.00	08/13/2010
Friends of Bill Frick	\$1,000.00	06/17/2010
Friends of Bill Frick	\$2,000.00	07/30/2010
Friends of Bill Frick	\$1,000.00	11/24/2009
Friends of Bonnie Cullison	\$2,000.00	07/30/2010
Friends of Bonnie Cullison	\$1,000.00	08/13/2010
Friends of Brian Feldman	\$1,000.00	06/17/2010
Friends of Brian Feldman	\$1,000.00	10/05/2010
Friends of Brian McHale	\$1,000.00	06/17/2010
Friends of Brian McHale	\$500.00	11/24/2009
Friends of Brian McHale	\$1,500.00	07/30/2010
Friends of Cal Bowman	\$1,500.00	10/05/2010
Friends of Candy Greenway	\$2,500.00	10/05/2010
Friends of Carolyn Howard	\$500.00	10/05/2010
Friends of Carolyn J.B. Howard	\$500.00	06/17/2010
Friends of Catherine E. Pugh	\$1,000.00	01/04/2010
Friends of Catherine E. Pugh	\$1,000.00	12/16/2009
Friends of Charles Barkley	\$1,000.00	07/30/2010
Friends of Charles Barkley	\$500.00	06/17/2010
Friends of Cheryl Glenn	\$500.00	07/30/2010
Friends of Cheryl Glenn	\$500.00	06/17/2010
Friends of Cheryl Kagan	\$2,000.00	07/30/2010
Friends of Cheryl Kagen	\$1,000.00	08/27/2010
Friends of Chris Davies	\$1,000.00	10/05/2010
Friends of Craig Zucker	\$1,000.00	10/05/2010
Friends of Curt Anderson	\$1,000.00	06/17/2010
Friends of Curt Anderson	\$1,000.00	07/30/2010
Friends of Dan Morhaim	\$1,000.00	07/30/2010
Friends of Dana Stein	\$1,000.00	06/17/2010
Friends of Dana Stein	\$2,000.00	07/30/2010
Friends of Dana Stein	\$250.00	11/24/2009
Friends of David Catania	\$1,000.00	06/17/2010

**DISCLAIMER:** The information presented in the 2011 Biennial Report was taken directly from reports of receipts and expenditures filed by the candidates and political committees; afterward formatted into the applicable graphs and charts.

**TRANSFERS TO OTHER AUTHORIZED COMMITTEES**

Service Employees Intl Union, MD/DC State Council		Detailed Expenditures by Purpose
Payee Name	Amount of Expenditure	Date of Expenditure
Friends of Dereck Davis	\$1,000.00	06/17/2010
Friends of Dereck Davis	\$1,000.00	12/16/2009
Friends of Dereck Davis	\$1,000.00	01/04/2010
Friends of Dereck Davis	\$1,000.00	06/02/2009
Friends of Derick Leon Davis	\$3,000.00	08/27/2010
Friends of Doug Gansler	\$4,000.00	01/04/2010
Friends of Doyle Niemann	\$500.00	06/17/2010
Friends of Doyle Niemann	\$500.00	07/30/2010
Friends of Elizabeth Bobo	\$500.00	06/17/2010
Friends of Elizabeth Bobo	\$1,000.00	07/30/2010
Friends of Emmett Burns	\$1,000.00	06/17/2010
Friends of Eric Luedtke	\$4,000.00	07/30/2010
friends of Frank Turner	\$500.00	07/30/2010
Friends of Frank Turner	\$500.00	06/17/2010
Friends of Greg Hall	\$3,000.00	07/30/2010
Friends of Greg Hall	\$3,000.00	08/13/2010
Friends of Guy Guzzone	\$500.00	06/17/2010
Friends of Guy Guzzone	\$500.00	07/30/2010
Friends of Hans Riemer	\$2,000.00	09/08/2010
Friends of Harry Thomas, Jr.	\$500.00	06/17/2010
Friends of Hattie Harrison	\$500.00	06/17/2010
Friends of Hattie Harrison	\$1,000.00	07/30/2010
Friends of Heather Mizeur	\$500.00	01/06/2010
Friends of Heather Mizeur	\$500.00	06/17/2010
Friends of Heather Mizeur	\$1,000.00	01/09/2009
Friends of James E. Malone, Jr	\$1,000.00	07/30/2010
Friends of James E. Malone, Jr.	\$750.00	10/05/2010
Friends of James E. Malone, Jr.	\$500.00	05/06/2009
Friends of James E. Malone, Jr.	\$500.00	06/17/2010
Friends of James Gilchrist	\$500.00	06/17/2010
Friends of James Hubbard	\$2,000.00	07/30/2010
Friends of James Hubbard	\$1,000.00	06/17/2010
Friends of Jamie Raskin	\$1,000.00	09/30/2009
Friends of Jamie Raskin	\$1,000.00	06/17/2010
Friends of Jamie Raskin	\$1,000.00	07/30/2010

**DISCLAIMER:** The information presented in the 2011 Biennial Report was taken directly from reports of receipts and expenditures filed by the candidates and political committees; afterward formatted into the applicable graphs and charts.

**TRANSFERS TO OTHER AUTHORIZED COMMITTEES**

Service Employees Intl Union, MD/DC State Council		Detailed Expenditures by Purpose
Payee Name	Amount of Expenditure	Date of Expenditure
Friends of Jamie Raskin	\$1,000.00	01/09/2009
Friends of Jay Hutchins	\$1,000.00	08/13/2010
Friends of Jay Hutchins	\$2,000.00	07/30/2010
Friends of Jeff Waldstreicher	\$250.00	01/04/2010
friends of jeff Waldstreicher	\$500.00	06/17/2010
friends of jeff Waldstreicher	\$500.00	08/13/2010
Friends of Jeff Waldstreicher	\$1,000.00	07/30/2010
Friends of Jeff Waldstricher	\$250.00	01/09/2009
Friends of Jennie Forehand	\$1,000.00	10/05/2010
Friends of Jim Brochin	\$2,000.00	10/05/2010
Friends of Jim Graham	\$500.00	06/17/2010
Friends of Jim Mathias	\$3,000.00	10/13/2010
Friends of Jim Proctor, Jr	\$250.00	06/17/2010
Friends of Jim Proctor, Jr.	\$500.00	07/30/2010
Friends of Jim Robey	\$1,000.00	06/17/2010
Friends of Jim Rosapepe	\$1,000.00	06/17/2010
Friends of Joan Carter Conway	\$3,000.00	10/05/2010
Friends of Joanne Benson	\$2,800.00	08/27/2010
Friends of Joanne C. Benson	\$500.00	12/16/2009
Friends of John Astle	\$1,000.00	12/16/2009
Friends of John Olszewski	\$250.00	09/15/2009
Friends of John Olszewski	\$1,000.00	10/05/2010
Friends of Jolene Ivey	\$4,000.00	09/02/2010
Friends of Jolene Ivey	\$1,000.00	07/30/2010
Friends of Jolene Ivey	\$1,000.00	06/17/2010
Friends of Joseline Pena-Melnyk	\$2,000.00	07/30/2010
Friends of Joseline Pena-Melnyk	\$1,000.00	06/17/2010
Friends of Joseph Vallario	\$1,000.00	11/24/2009
Friends of Joseph Vallario	\$3,000.00	07/30/2010
Friends of Joseph Vallario	\$2,000.00	08/13/2010
Friends of Justin Ross	\$2,000.00	07/30/2010
Friends of Justin Ross	\$1,000.00	08/13/2010
Friends of Justin Ross	\$1,000.00	06/17/2010
Friends of Karen Montgomery	\$3,000.00	06/17/2010
Friends of Karen Montgomery	\$3,000.00	07/30/2010

**DISCLAIMER:** The information presented in the 2011 Biennial Report was taken directly from reports of receipts and expenditures filed by the candidates and political committees; afterward formatted into the applicable graphs and charts.



**TRANSFERS TO OTHER AUTHORIZED COMMITTEES**

Service Employees Intl Union, MD/DC State Council		Detailed Expenditures by Purpose
Payee Name	Amount of Expenditure	Date of Expenditure
Friends of Karen Toles	\$2,000.00	08/27/2010
Friends of Kathleen Dumais	\$500.00	06/17/2010
Friends of Kathleen M. Dumais	\$750.00	10/05/2010
Friends of Kathleen M. Dumais	\$250.00	11/24/2009
Friends of Kathy Klausmeier	\$1,000.00	06/17/2010
Friends of Kathy Klausmeier	\$1,500.00	10/05/2010
Friends of Keiffer Mitchell	\$2,000.00	07/30/2010
Friends of Keith Haynes	\$1,000.00	07/30/2010
Friends of Ken Ulman	\$500.00	01/04/2010
Friends of Kevin Kamenetz	\$2,000.00	08/19/2010
Friends of Kevin Kamenetz	\$4,000.00	10/13/2010
Friends of Kirill Reznik	\$500.00	06/17/2010
Friends of Kirill Reznik	\$500.00	07/30/2010
Friends of Kriselda Valderrama	\$500.00	06/17/2010
Friends of Kriselda Valderrama	\$1,500.00	07/30/2010
Friends of Kumar Barve	\$2,000.00	06/17/2010
Friends of Kwame Brown	\$1,500.00	06/17/2010
Friends of Lisa Gladden	\$1,000.00	06/17/2010
Friends of Lisa Gladden	\$1,000.00	10/20/2010
Friends of Lisa Gladden	\$1,000.00	11/24/2009
Friends of Lisa Gladden	\$1,000.00	07/30/2010
Friends of Luiz Simmons	\$500.00	06/17/2010
Friends of Luke Clippinger	\$2,000.00	07/30/2010
Friends of Maggie MacIntosh	\$1,000.00	11/24/2009
Friends of Maggie McIntosh	\$2,000.00	07/30/2010
Friends of Maggie McIntosh	\$2,000.00	06/17/2010
Friends of Martin O'Malley	\$4,000.00	08/13/2010
Friends of Marvin Holmes	\$500.00	06/17/2010
Friends of Marvin Holmes	\$500.00	07/30/2010
Friends of Mary Ann Love	\$1,000.00	06/17/2010
Friends of Mary Cheh	\$500.00	06/17/2010
Friends of Mary Washington	\$1,000.00	07/30/2010
Friends of Mary-Dulaney James	\$500.00	11/24/2009
Friends of Mel Franklin	\$3,000.00	08/27/2010
Friends of Melony Griffith	\$500.00	06/17/2010

**DISCLAIMER:** The information presented in the 2011 Biennial Report was taken directly from reports of receipts and expenditures filed by the candidates and political committees; afterward formatted into the applicable graphs and charts.

**TRANSFERS TO OTHER AUTHORIZED COMMITTEES**

Service Employees Intl Union, MD/DC State Council		Detailed Expenditures by Purpose
Payee Name	Amount of Expenditure	Date of Expenditure
Friends of Melony Griffith	\$1,000.00	08/13/2010
Friends of Michael G. Sumner	\$2,000.00	09/08/2010
Friends of Michael Vaughn	\$500.00	06/17/2010
Friends of Michael Vaughn	\$1,000.00	07/30/2010
Friends of Michael Vaughn	\$500.00	05/06/2009
Friends of Mike Busch	\$2,000.00	01/06/2010
Friends of Mike Busch	\$1,000.00	01/09/2009
Friends of Mike Busch	\$2,000.00	06/17/2010
Friends of Mike Busch	\$1,000.00	06/02/2009
Friends of Mike Lenett	\$5,000.00	07/30/2010
Friends of Nancy King	\$6,000.00	07/30/2010
Friends of Nancy Navarro	\$3,000.00	03/13/2009
Friends of Nathaniel McFadden	\$2,000.00	07/30/2010
Friends of Ned Carey	\$3,000.00	10/05/2010
Friends of Norman H. Conway	\$2,750.00	10/05/2010
Friends of Norman Stone	\$1,000.00	10/05/2010
Friends of Peter Hammen	\$2,000.00	06/17/2010
Friends of Peter Hammen	\$2,000.00	07/30/2010
Friends of Peter Murphy	\$500.00	09/30/2009
Friends of Peter Murphy	\$2,000.00	07/03/2010
Friends of Peter Murphy	\$1,000.00	08/13/2010
Friends of Peter Murphy	\$500.00	06/17/2010
Friends of Rob Garagiola	\$1,000.00	12/16/2009
Friends of Rob Garagiola	\$1,000.00	09/30/2009
Friends of Rob Garagiola	\$2,000.00	06/17/2010
Friends of Rob Garagiola	\$1,000.00	10/20/2010
Friends of Roger Manno	\$500.00	11/24/2009
Friends of Roger Manno	\$1,000.00	10/05/2010
Friends of Ron Young	\$6,000.00	10/05/2010
Friends of Roy Dyson	\$1,000.00	11/24/2009
Friends of Rudolph Cane	\$1,000.00	07/30/2010
Friends of Rudy Cane	\$1,000.00	10/05/2010
Friends of Ruth Baisden	\$1,500.00	10/05/2010
Friends of Ruth Kirk	\$1,000.00	06/17/2010
Friends of Ruth Kirk	\$1,000.00	07/30/2010

**DISCLAIMER:** The information presented in the 2011 Biennial Report was taken directly from reports of receipts and expenditures filed by the candidates and political committees; afterward formatted into the applicable graphs and charts.

**TRANSFERS TO OTHER AUTHORIZED COMMITTEES**

Service Employees Intl Union, MD/DC State Council		Detailed Expenditures by Purpose
Payee Name	Amount of Expenditure	Date of Expenditure
Friends of Sally Jameson	\$1,000.00	07/30/2010
Friends of Sally Jameson	\$1,000.00	06/17/2010
Friends of Samuel Epps	\$4,000.00	06/23/2009
Friends of Samuel Epps	\$1,000.00	01/08/2010
Friends of Samuel Epps	\$1,000.00	04/14/2009
Friends of Sandy Rosenberg	\$500.00	07/30/2010
Friends of Sandy Rosenberg	\$250.00	12/17/2009
Friends of Shane Pendergrass	\$500.00	07/30/2010
Friends of Shane Pendergrass	\$500.00	06/17/2010
Friends of Shane Robinson	\$2,000.00	07/30/2010
Friends of Shane Robinson	\$1,000.00	09/02/2010
Friends of Sharon Green Middleton	\$500.00	04/14/2009
Friends of Shawn Tarrant	\$500.00	05/06/2009
Friends of Shawn Tarrant	\$250.00	11/24/2009
Friends of Shawn Tarrant	\$1,000.00	07/30/2010
Friends of Shawn Tarrant	\$750.00	06/17/2010
Friends of Sheila Dixon	\$1,000.00	03/13/2009
Friends of Sheila Hixson	\$2,000.00	06/17/2010
Friends of Sheila Hixson	\$1,000.00	11/24/2009
Friends of Sheila Hixson	\$2,000.00	07/30/2010
Friends of Shirley Nathan-Pulliam	\$500.00	06/17/2010
Friends of Shirley Nathan-Pulliam	\$1,500.00	07/30/2010
Friends of Steve Lafferty	\$1,650.00	07/30/2010
Friends of Steve Lafferty	\$1,000.00	10/05/2010
Friends of Steve Lafferty	\$250.00	11/24/2009
Friends of Sue Kullen	\$1,000.00	06/17/2010
Friends of Sue Kullen	\$2,000.00	07/30/2010
Friends of Susan Lee	\$500.00	06/17/2010
Friends of Susan Lee	\$500.00	07/30/2010
Friends of Talmadge Branch	\$1,000.00	06/17/2010
Friends of Talmadge Branch	\$1,000.00	07/30/2010
Friends of Tawanna P. Gaines	\$500.00	06/17/2010
Friends of Tawanna P. Gaines	\$500.00	07/30/2010
Friends of Tiffany Alston	\$1,000.00	10/05/2010
Friends of Todd Schuler	\$250.00	08/01/2009

**DISCLAIMER:** The information presented in the 2011 Biennial Report was taken directly from reports of receipts and expenditures filed by the candidates and political committees; afterward formatted into the applicable graphs and charts.

**TRANSFERS TO OTHER AUTHORIZED COMMITTEES**

Service Employees Intl Union, MD/DC State Council		Detailed Expenditures by Purpose
Payee Name	Amount of Expenditure	Date of Expenditure
Friends of Todd Schuler	\$2,000.00	08/19/2010
Friends of Tom Hucker	\$1,500.00	06/17/2010
Friends of Tom Hucker	\$1,000.00	09/30/2009
Friends of Tom Hucker	\$500.00	01/06/2010
Friends of Tom Hucker	\$1,000.00	01/09/2009
Friends of Tommy Wells	\$500.00	06/17/2010
Friends of Verna Jones	\$1,500.00	06/17/2010
Friends of Verna Jones	\$1,000.00	07/30/2010
Friends of Veronica Turner	\$1,000.00	08/13/2010
Friends of Veronica Turner	\$1,000.00	06/17/2010
Friends of Veronica Turner	\$1,500.00	07/30/2010
Friends of Victor Ramirez	\$250.00	08/01/2009
Friends of Victor Ramirez	\$500.00	01/04/2010
Friends of Victor Ramirez	\$4,750.00	07/30/2010
Friends of Virginia Clagett	\$500.00	06/17/2010
Friends to Re-Elect Norman H. Conway	\$1,000.00	11/24/2009
Gray for Mayor	\$2,000.00	09/29/2010
Gutierrez for Delegate	\$500.00	01/04/2010
Herman Taylor for Montgomery County, LLC	\$500.00	01/09/2009
Kaiser for Delegate	\$500.00	06/17/2010
Kaiser for Delegate	\$500.00	11/24/2009
Kasemeyer for Senate	\$3,000.00	10/05/2010
Maryland House Democratic Committee	\$5,000.00	01/04/2010
Maryland Senate Caucus	\$3,500.00	10/05/2010
Marylanders for Miller	\$1,000.00	09/30/2009
Marylanders for Miller	\$4,000.00	06/17/2010
MD Democratic Senatorial Committee Slate	\$2,500.00	01/08/2010
Mendelson for Council 2010	\$500.00	08/01/2009
Mendelson for Council 2010	\$500.00	05/06/2009
Northern County Dems for Progress Slate	\$6,000.00	09/19/2010
Rushern Baker 2010	\$6,000.00	06/17/2010
Supporters of Thomas "Mac" Middleton	\$1,000.00	01/04/2010
Supporters of Thomas Middleton	\$2,000.00	06/17/2010
The Roy Dyson Committee	\$1,000.00	10/05/2010

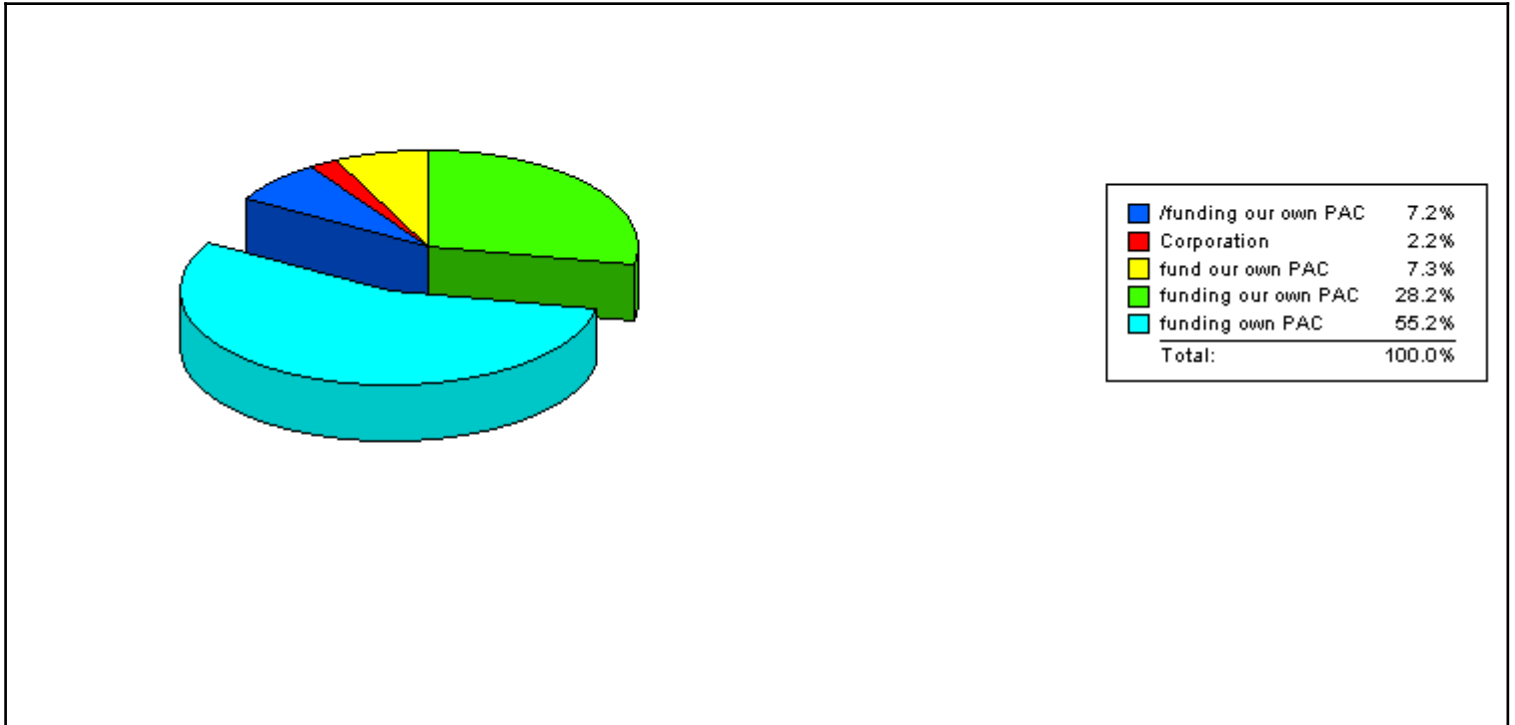
**DISCLAIMER:** The information presented in the 2011 Biennial Report was taken directly from reports of receipts and expenditures filed by the candidates and political committees; afterward formatted into the applicable graphs and charts.

<b>Subtotal</b>	<b>\$383,200.00</b>
<b>Percentage of Total Expenditures</b>	<b>99.94%</b>
<b>Total</b>	<b>\$383,421.16</b>

**DISCLAIMER:** The information presented in the 2011 Biennial Report was taken directly from reports of receipts and expenditures filed by the candidates and political committees; afterward formatted into the applicable graphs and charts.

**DC OFFICE OF CAMPAIGN FINANCE**  
**2011 Biennial Report - Political Action Committees**

**Summary of Contributions by Donor Type for  
Service Employees Intl Union, MD/DC State Council**



Note: This Graph depicts the summary of the contributions by donor categories reported by the Service Employees Intl Union, MD/DC State Council Principal Campaign Committee

The contributions are presented in percentage terms by donor categories, and may include each contribution received from Businesses, Corporations, Corporate Sponsored Political Action Committees, Individuals, Labor Sponsored Political Action Committees, Political Party Committees, Partnerships, and the Candidate. The summary may also note Other Receipts reported, such as Dividends, Interest, Refunds, and Rebates.

**DISCLAIMER:** The information presented in the 2011 Biennial Report was taken directly from reports of receipts and expenditures filed by the candidates and political committees; afterward formatted into the applicable graphs and charts.

## Summary of Contributions by Donor Type for Service Employees Intl Union, MD/DC State Council

<b>Donor Type</b>	<b>Received</b>
/funding our own PAC	<b>\$16,339.92</b>
Corporation	<b>\$5,000.00</b>
fund our own PAC	<b>\$16,553.00</b>
funding our own PAC	<b>\$64,201.41</b>
funding own PAC	<b>\$125,941.05</b>
<b>Grand Total</b>	<b>\$228,035.38</b>

**DISCLAIMER:** The information presented in the 2011 Biennial Report was taken directly from reports of receipts and expenditures filed by the candidates and political committees; afterward formatted into the applicable graphs and charts.

**Detailed Summary of Contributions by Donor Type for  
Service Employees Intl Union, MD/DC State Council**

<b>Donor Type</b>	<b>Name</b>	<b>Received</b>
/funding our own PAC	SEIU MD/DC State Council	<b>\$16,339.92</b>
	<b>Total</b>	<b>\$16,339.92</b>
Corporation	SEIU Cope Fund	<b>\$5,000.00</b>
	<b>Total</b>	<b>\$5,000.00</b>
fund our own PAC	SEIU MD/DC State Council	<b>\$16,553.00</b>
	<b>Total</b>	<b>\$16,553.00</b>
funding our own PAC	SEIU MD/DC State Council	<b>\$64,201.41</b>
	<b>Total</b>	<b>\$64,201.41</b>
funding own PAC	SEIU MD/DC State Council	<b>\$125,941.05</b>
	<b>Total</b>	<b>\$125,941.05</b>
<b>Grand Total</b>		<b>\$228,035.38</b>

**DISCLAIMER:** The information presented in the 2011 Biennial Report was taken directly from reports of receipts and expenditures filed by the candidates and political committees; afterward formatted into the applicable graphs and charts.



**Service Employees Intl Union, MD/DC State Council** **Detailed Contributions by Donor Type**

Contributor Name	Amount	Date of Receipt
------------------	--------	-----------------

**/funding our own PAC**

SEIU MD/DC State Council	\$16,339.92	06/11/2010
--------------------------	-------------	------------

**Subtotal** **\$16,339.92**

**Percentage of Total Contributions** **7.17%**

**Service Employees Intl Union, MD/DC State Council** **Detailed Contributions by Donor Type**

Contributor Name	Amount	Date of Receipt
------------------	--------	-----------------

**Corporation**

SEIU Cope Fund	\$5,000.00	06/19/2009
----------------	------------	------------

**Subtotal** **\$5,000.00**

**Percentage of Total Contributions** **2.19%**

**Service Employees Intl Union, MD/DC State Council** **Detailed Contributions by Donor Type**

Contributor Name	Amount	Date of Receipt
------------------	--------	-----------------

**fund our own PAC**

SEIU MD/DC State Council	\$16,553.00	10/28/2010
--------------------------	-------------	------------

**Subtotal** **\$16,553.00**

**Percentage of Total Contributions** **7.26%**

**Service Employees Intl Union, MD/DC State Council** **Detailed Contributions by Donor Type**

Contributor Name	Amount	Date of Receipt
------------------	--------	-----------------

**funding our own PAC**

SEIU MD/DC State Council	\$4,926.25	01/13/2009
--------------------------	------------	------------

SEIU MD/DC State Council	\$10,041.50	06/11/2010
--------------------------	-------------	------------

SEIU MD/DC State Council	\$8,780.45	07/06/2010
--------------------------	------------	------------

SEIU MD/DC State Council	\$11,711.87	07/06/2010
--------------------------	-------------	------------

SEIU MD/DC State Council	\$6,960.45	08/11/2010
--------------------------	------------	------------

SEIU MD/DC State Council	\$12,869.32	09/02/2010
--------------------------	-------------	------------

SEIU MD/DC State Council	\$8,911.57	09/30/2010
--------------------------	------------	------------

**Subtotal** **\$64,201.41**

**Percentage of Total Contributions** **28.15%**

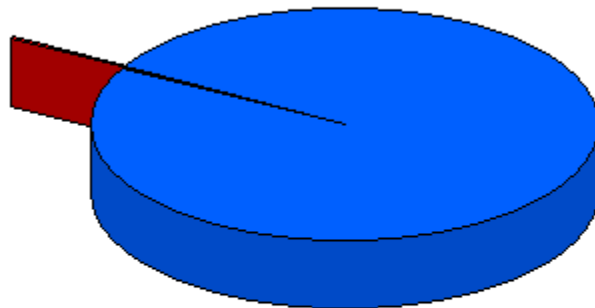
**DISCLAIMER:** The information presented in the 2011 Biennial Report was taken directly from reports of receipts and expenditures filed by the candidates and political committees; afterward formatted into the applicable graphs and charts.

Contributor Name	Amount	Date of Receipt
<b>funding own PAC</b>		
SEIU MD/DC State Council	\$5,520.03	02/01/2009
SEIU MD/DC State Council	\$2,684.15	02/01/2009
SEIU MD/DC State Council	\$6,337.10	03/13/2009
SEIU MD/DC State Council	\$6,597.15	04/14/2009
SEIU MD/DC State Council	\$7,401.28	04/14/2009
SEIU MD/DC State Council	\$3,138.98	04/21/2009
SEIU MD/DC State Council	\$8,632.93	06/02/2009
SEIU MD/DC State Council	\$4,436.90	06/08/2009
SEIU MD/DC State Council	\$3,735.55	06/30/2009
SEIU MD/DC State Council	\$0.00	07/24/2009
SEIU MD/DC State Council	\$4,017.12	08/01/2009
SEIU MD/DC State Council	\$4,850.65	08/01/2009
SEIU MD/DC State Council	\$6,477.10	08/26/2009
SEIU MD/DC State Council	\$2,540.13	09/01/2009
SEIU MD/DC State Council	\$907.55	09/16/2009
SEIU MD/DC State Council	\$4,959.15	10/01/2009
SEIU MD/DC State Council	\$7,267.75	10/21/2009
SEIU MD/DC State Council	\$2,942.80	11/02/2009
SEIU MD/DC State Council	\$6,915.65	11/06/2009
SEIU MD/DC State Council	\$7,607.43	11/23/2009
SEIU MD/DC State Council	\$14,251.12	12/08/2009
SEIU MD/DC State Council	\$3,146.03	02/01/2010
SEIU MD/DC State Council	\$11,574.50	02/26/2010
<b>Subtotal</b>	<b>\$125,941.05</b>	
<b>Percentage of Total Contributions</b>	<b>55.23%</b>	
<b>Total</b>	<b>\$228,035.38</b>	

**DISCLAIMER:** The information presented in the 2011 Biennial Report was taken directly from reports of receipts and expenditures filed by the candidates and political committees; afterward formatted into the applicable graphs and charts.

**DC OFFICE OF CAMPAIGN FINANCE**  
**2011 Biennial Report - Political Action Committees**

**Summary of Contributions by Amount for  
Service Employees Intl Union, MD/DC State Council**



Contributions Greater than \$2000	99.6%
Contributions Greater than or equal to \$500 but less than \$1000	0.4%
Contributions Less than \$100	0.0%
Total:	100.0%

Note: This Graph depicts the summary of the contributions dollar amount reported by the Service Employees Intl Union, MD/DC State Council Principal Campaign Committee

The contributions are presented in percentage terms in dollar amount, by the size of the contribution, including contribution greater than \$2000; contributions greater than or equal to \$1000 but less than or equal to \$2000; contributions greater than or equal to \$500 but less than or equal to \$1000; contributions greater than or equal to \$250 but less than or equal to \$500; contributions greater than or equal to \$100 but less than or equal to \$250; and contributions less than \$100.

**DISCLAIMER:** The information presented in the 2011 Biennial Report was taken directly from reports of receipts and expenditures filed by the candidates and political committees; afterward formatted into the applicable graphs and charts.

## **Summary of Contributions by Amount for Service Employees Intl Union, MD/DC State Council**

<b>Denomination Type</b>	<b>Amount Received</b>
Contributions Greater than \$2000	<b>\$227,127.83</b>
Contributions greater than or equal to \$500 but less than \$1000	<b>\$907.55</b>
Contributions less than \$100	<b>\$0.00</b>
<b>Grand Total</b>	<b>\$228,035.38</b>

**DISCLAIMER:** The information presented in the 2011 Biennial Report was taken directly from reports of receipts and expenditures filed by the candidates and political committees; afterward formatted into the applicable graphs and charts.

## Detailed Summary of Contributions by Amount for Service Employees Intl Union, MD/DC State Council

Denomination Type	Name	Received
Contributions Greater than \$2000	SEIU Cope Fund	\$5,000.00
	SEIU MD/DC State Council	\$4,926.25
	SEIU MD/DC State Council	\$5,520.03
	SEIU MD/DC State Council	\$6,337.10
	SEIU MD/DC State Council	\$6,597.15
	SEIU MD/DC State Council	\$7,401.28
	SEIU MD/DC State Council	\$3,138.98
	SEIU MD/DC State Council	\$8,632.93
	SEIU MD/DC State Council	\$4,436.90
	SEIU MD/DC State Council	\$3,735.55
	SEIU MD/DC State Council	\$2,684.15
	SEIU MD/DC State Council	\$4,017.12
	SEIU MD/DC State Council	\$4,850.65
	SEIU MD/DC State Council	\$6,477.10
	SEIU MD/DC State Council	\$2,540.13
	SEIU MD/DC State Council	\$4,959.15
	SEIU MD/DC State Council	\$7,267.75
	SEIU MD/DC State Council	\$2,942.80
	SEIU MD/DC State Council	\$6,915.65
	SEIU MD/DC State Council	\$7,607.43
	SEIU MD/DC State Council	\$14,251.12
	SEIU MD/DC State Council	\$11,574.50
	SEIU MD/DC State Council	\$3,146.03
	SEIU MD/DC State Council	\$10,041.50
	SEIU MD/DC State Council	\$16,339.92
SEIU MD/DC State Council	\$8,780.45	
SEIU MD/DC State Council	\$11,711.87	
SEIU MD/DC State Council	\$6,960.45	
SEIU MD/DC State Council	\$12,869.32	

**DISCLAIMER:** The information presented in the 2011 Biennial Report was taken directly from reports of receipts and expenditures filed by the candidates and political committees; afterward formatted into the applicable graphs and charts.

Contributions Greater than \$2000	SEIU MD/DC State Council	<b>\$8,911.57</b>
	SEIU MD/DC State Council	<b>\$16,553.00</b>
	Total	<b>\$227,127.83</b>
Contributions greater than or equal to \$500 but less than \$1000	SEIU MD/DC State Council	<b>\$907.55</b>
	Total	<b>\$907.55</b>
<b>Grand Total</b>		<b>\$228,035.38</b>

**DISCLAIMER:** The information presented in the 2011 Biennial Report was taken directly from reports of receipts and expenditures filed by the candidates and political committees; afterward formatted into the applicable graphs and charts.

Contributor Name	Amount	Type of Contributor	Date of Receipt
------------------	--------	---------------------	-----------------

**Contributions Greater than \$2000**

SEIU Cope Fund	\$5,000.00	Corporation	06/19/2009
SEIU MD/DC State Council	\$4,926.25	funding our own PAC	01/13/2009
SEIU MD/DC State Council	\$5,520.03	funding own PAC	02/01/2009
SEIU MD/DC State Council	\$2,684.15	funding own PAC	02/01/2009
SEIU MD/DC State Council	\$6,337.10	funding own PAC	03/13/2009
SEIU MD/DC State Council	\$6,597.15	funding own PAC	04/14/2009
SEIU MD/DC State Council	\$7,401.28	funding own PAC	04/14/2009
SEIU MD/DC State Council	\$3,138.98	funding own PAC	04/21/2009
SEIU MD/DC State Council	\$8,632.93	funding own PAC	06/02/2009
SEIU MD/DC State Council	\$4,436.90	funding own PAC	06/08/2009
SEIU MD/DC State Council	\$3,735.55	funding own PAC	06/30/2009
SEIU MD/DC State Council	\$4,017.12	funding own PAC	08/01/2009
SEIU MD/DC State Council	\$4,850.65	funding own PAC	08/01/2009
SEIU MD/DC State Council	\$6,477.10	funding own PAC	08/26/2009
SEIU MD/DC State Council	\$2,540.13	funding own PAC	09/01/2009
SEIU MD/DC State Council	\$4,959.15	funding own PAC	10/01/2009
SEIU MD/DC State Council	\$7,267.75	funding own PAC	10/21/2009
SEIU MD/DC State Council	\$2,942.80	funding own PAC	11/02/2009
SEIU MD/DC State Council	\$6,915.65	funding own PAC	11/06/2009
SEIU MD/DC State Council	\$7,607.43	funding own PAC	11/23/2009
SEIU MD/DC State Council	\$14,251.12	funding own PAC	12/08/2009
SEIU MD/DC State Council	\$3,146.03	funding own PAC	02/01/2010
SEIU MD/DC State Council	\$11,574.50	funding own PAC	02/26/2010
SEIU MD/DC State Council	\$16,339.92	/funding our own PAC	06/11/2010
SEIU MD/DC State Council	\$10,041.50	funding our own PAC	06/11/2010
SEIU MD/DC State Council	\$8,780.45	Funding our own PAC	07/06/2010
SEIU MD/DC State Council	\$11,711.87	funding our own PAC	07/06/2010
SEIU MD/DC State Council	\$6,960.45	funding our own PAC	08/11/2010
SEIU MD/DC State Council	\$12,869.32	funding our own PAC	09/02/2010
SEIU MD/DC State Council	\$8,911.57	funding our own PAC	09/30/2010
SEIU MD/DC State Council	\$16,553.00	fund our own PAC	10/28/2010

**Subtotal****\$227,127.83****Percentage of Total Contributions****99.60%**

**DISCLAIMER:** The information presented in the 2011 Biennial Report was taken directly from reports of receipts and expenditures filed by the candidates and political committees; afterward formatted into the applicable graphs and charts.

Contributor Name	Amount	Type of Contributor	Date of Receipt
<b>Contributions Greater than or equal to \$500 but less than \$1000</b>			
SEIU MD/DC State Council	\$907.55	funding own PAC	09/16/2009
<b>Subtotal</b>	<b>\$907.55</b>		
<b>Percentage of Total Contributions</b>	<b>0.40%</b>		

Contributor Name	Amount	Type of Contributor	Date of Receipt
<b>Contributions Less than \$100</b>			
SEIU MD/DC State Council	\$0.00	funding own PAC	07/24/2009
<b>Subtotal</b>	<b>\$0.00</b>		
<b>Percentage of Total Contributions</b>	<b>0.00%</b>		
<b>Total</b>	<b>\$228,035.38</b>		

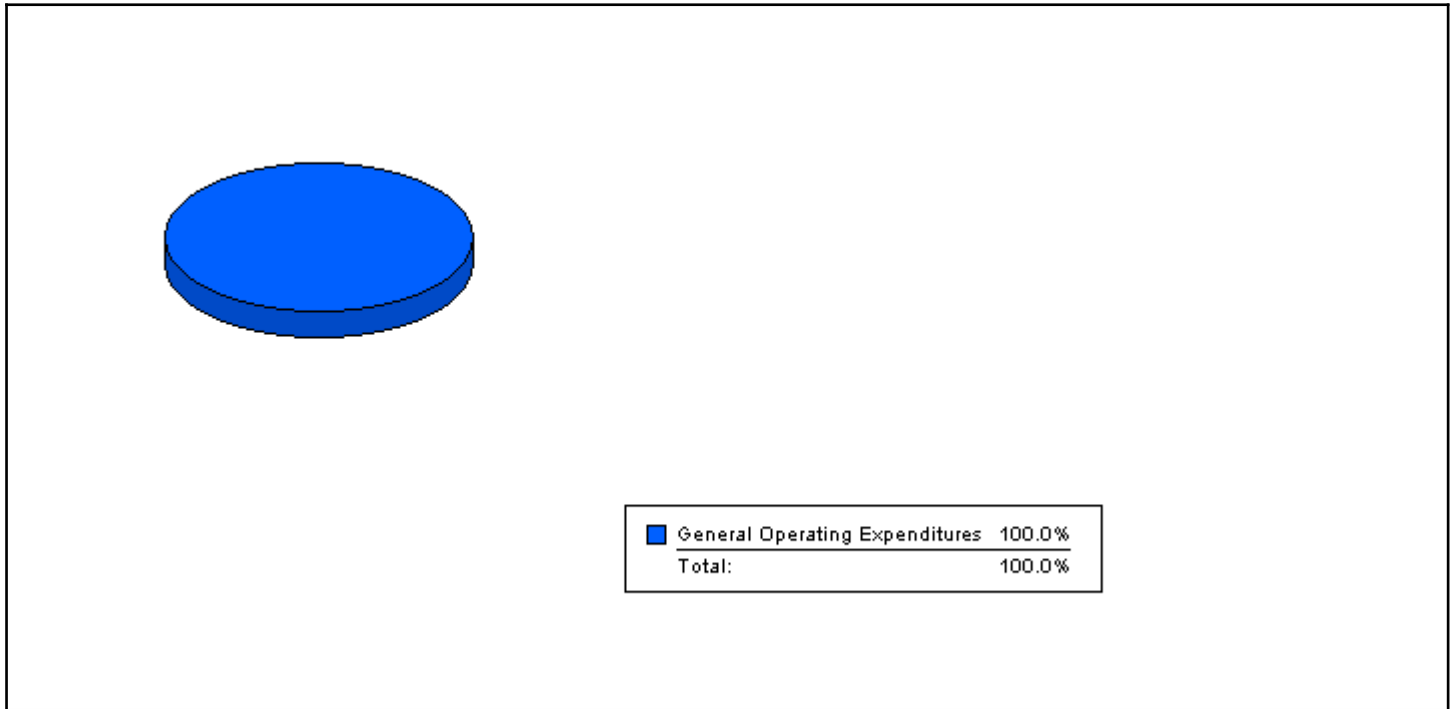
**DISCLAIMER:** The information presented in the 2011 Biennial Report was taken directly from reports of receipts and expenditures filed by the candidates and political committees; afterward formatted into the applicable graphs and charts.



# DC OFFICE OF CAMPAIGN FINANCE

## 2011 Biennial Report - Political Action Committees

### Summary of Expenditures by Purpose for Sierra Club, Washington D.C. Chapter PAC



Note: This Graph depicts the summary of the expenditures by purpose reported by Sierra Club, Washington D.C. Chapter PAC.

The expenditures are presented in percentage terms by General Operating Expenditures, Transfers to Other Authorized Political Committees, Loan Repayments, Refunds of Contributions, Other Expenditures, and Offsets to Receipts

- General Operating Expenditures may include each expenditure made for Accounting Services, Advertising, Bank Fees, Campaign Events/Fund Raising, Campaign Materials and Supplies, Candidate Loan Re-payment, Catering/Refreshments, Computer Supplies/Equipment, Consulting Services, Equipment Purchases/Rental, In-Kind, Office Maintenance, Office Rental, Office Supplies/Furniture, Other Loan Repayment, Petty Cash, Polling/Mailing Lists, Postage/Shipping/Courier Rates, Printing/Copying, Salary/Stipend, Telephone/Communication, Trash/Poster Removal, Travel/Vehicle Expense, Utility Expense, and other Expenses.
- Transfers to other Authorized Political Committees.
- Loan Repayments.
- Refunds of Contributions may include each contribution Refund to Individuals, Organizations, Political Party Committees, and other Political Committees (PACs).
- Other Expenditures may include all expenditures other than the afore-mentioned, which may include Independent Expenditures made by persons expressly advocating the election or defeat of a clearly identified candidate, which are made without cooperation or consultation with any candidate and/or authorized committee and/or agent of the candidate; Donations to Charities, Churches, Political Committees, Scholarship and Statehood Funds; Payments to the Internal Revenue Service and for Fines; and Tickets to Events.
- Offsets to Receipts may include Refunds, Rebates, Returned Checks, Non-Sufficient Fund Fees, and other Offsets to Operating Expenditures.

**DISCLAIMER:** The information presented in the 2011 Biennial Report was taken directly from reports of receipts and expenditures filed by the candidates and political committees; afterward formatted into the applicable graphs and charts.

**Summary of Expenditures by Purpose for  
Sierra Club, Washington D.C. Chapter PAC**

<b>Purpose</b>	<b>Total Expenditure</b>
General Operating Expenditures	\$22.24
<b>Grand Total</b>	<b>\$22.24</b>

**DISCLAIMER:** The information presented in the 2011 Biennial Report was taken directly from reports of receipts and expenditures filed by the candidates and political committees; afterward formatted into the applicable graphs and charts.

## General Operating Expenditures

Purpose	Total Expenditures
In-Kind	\$22.24
<b>Total</b>	<b>\$22.24</b>

**DISCLAIMER:** The information presented in the 2011 Biennial Report was taken directly from reports of receipts and expenditures filed by the candidates and political committees; afterward formatted into the applicable graphs and charts.

**Detailed Summary of Expenditures by Purpose for  
Sierra Club, Washington D.C. Chapter PAC  
General Operating Expenditures**

<b>Purpose</b>	<b>Payee</b>	<b>Amount Spent</b>
In-Kind	Kwame for Council Chair 2010	<b>\$22.24</b>
	<b>Total</b>	<b>\$22.24</b>
<b>Grand Total</b>		<b>\$22.24</b>

**DISCLAIMER:** The information presented in the 2011 Biennial Report was taken directly from reports of receipts and expenditures filed by the candidates and political committees; afterward formatted into the applicable graphs and charts.

**GENERAL OPERATING EXPENDITURES**

Sierra Club, Washington D.C. Chapter PAC Detailed Expenditures by Purpose

Payee Name	Amount of Expenditure	Date of Expenditure
------------	-----------------------	---------------------

**In-Kind**

Kwame for Council Chair 2010	\$22.24	08/27/2010
------------------------------	---------	------------

**Subtotal** **\$22.24**

**Percentage of Total Expenditures** **100.00%**

**Total** **\$22.24**

**DISCLAIMER:** The information presented in the 2011 Biennial Report was taken directly from reports of receipts and expenditures filed by the candidates and political committees; afterward formatted into the applicable graphs and charts.

**DC OFFICE OF CAMPAIGN FINANCE**

**2011 Biennial Report - Political Action Committees**

**Sierra Club, Washington D.C. Chapter PAC**

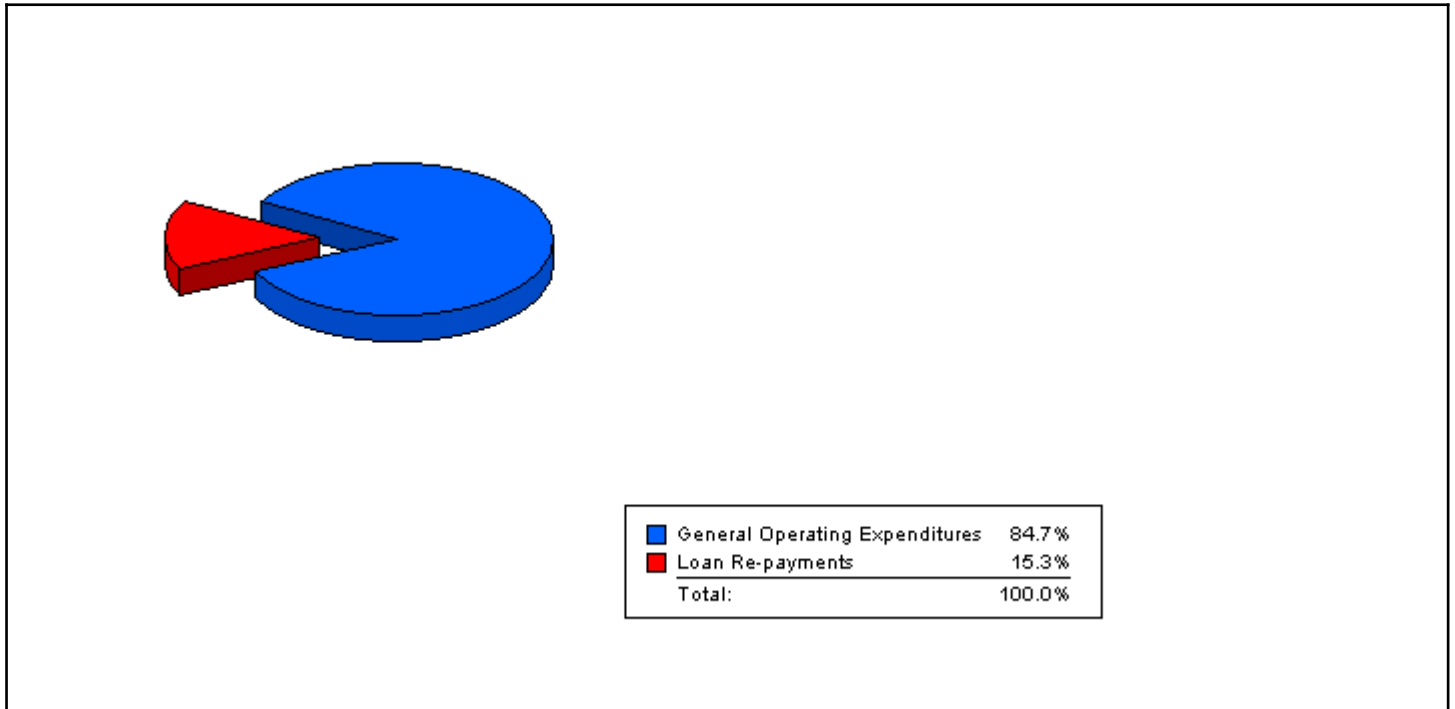
**No Contributions Available**

**DISCLAIMER:** The information presented in the 2011 Biennial Report was taken directly from reports of receipts and expenditures filed by the candidates and political committees; afterward formatted into the applicable graphs and charts.

# DC OFFICE OF CAMPAIGN FINANCE

## 2011 Biennial Report - Political Action Committees

### Summary of Expenditures by Purpose for The Mayor is MIA PAC



Note: This Graph depicts the summary of the expenditures by purpose reported by The Mayor is MIA PAC.

The expenditures are presented in percentage terms by General Operating Expenditures, Transfers to Other Authorized Political Committees, Loan Repayments, Refunds of Contributions, Other Expenditures, and Offsets to Receipts

- General Operating Expenditures may include each expenditure made for Accounting Services, Advertising, Bank Fees, Campaign Events/Fund Raising, Campaign Materials and Supplies, Candidate Loan Re-payment, Catering/Refreshments, Computer Supplies/Equipment, Consulting Services, Equipment Purchases/Rental, In-Kind, Office Maintenance, Office Rental, Office Supplies/Furniture, Other Loan Repayment, Petty Cash, Polling/Mailing Lists, Postage/Shipping/Courier Rates, Printing/Copying, Salary/Stipend, Telephone/Communication, Trash/Poster Removal, Travel/Vehicle Expense, Utility Expense, and other Expenses.
- Transfers to other Authorized Political Committees.
- Loan Repayments.
- Refunds of Contributions may include each contribution Refund to Individuals, Organizations, Political Party Committees, and other Political Committees (PACs).
- Other Expenditures may include all expenditures other than the afore-mentioned, which may include Independent Expenditures made by persons expressly advocating the election or defeat of a clearly identified candidate, which are made without cooperation or consultation with any candidate and/or authorized committee and/or agent of the candidate; Donations to Charities, Churches, Political Committees, Scholarship and Statehood Funds; Payments to the Internal Revenue Service and for Fines; and Tickets to Events.
- Offsets to Receipts may include Refunds, Rebates, Returned Checks, Non-Sufficient Fund Fees, and other Offsets to Operating Expenditures.

**DISCLAIMER:** The information presented in the 2011 Biennial Report was taken directly from reports of receipts and expenditures filed by the candidates and political committees; afterward formatted into the applicable graphs and charts.

**Summary of Expenditures by Purpose for  
The Mayor is MIA PAC**

<b>Purpose</b>	<b>Total Expenditure</b>
General Operating Expenditures	<b>\$483.22</b>
Loan Re-payments	<b>\$87.00</b>
<b>Grand Total</b>	<b>\$570.22</b>

**DISCLAIMER:** The information presented in the 2011 Biennial Report was taken directly from reports of receipts and expenditures filed by the candidates and political committees; afterward formatted into the applicable graphs and charts.



## General Operating Expenditures

Purpose	Total Expenditures
Bank Fees	\$13.00
Printing	\$470.22
<b>Total</b>	<b>\$483.22</b>

**DISCLAIMER:** The information presented in the 2011 Biennial Report was taken directly from reports of receipts and expenditures filed by the candidates and political committees; afterward formatted into the applicable graphs and charts.

**Detailed Summary of Expenditures by Purpose for  
The Mayor is MIA PAC  
General Operating Expenditures**

<b>Purpose</b>	<b>Payee</b>	<b>Amount Spent</b>
Bank Fees	Bank of America	<b>\$13.00</b>
	<b>Total</b>	<b>\$13.00</b>
Printing	VantagePoint Communications, LLC	<b>\$470.22</b>
	<b>Total</b>	<b>\$470.22</b>
<b>Grand Total</b>		<b>\$483.22</b>

**DISCLAIMER:** The information presented in the 2011 Biennial Report was taken directly from reports of receipts and expenditures filed by the candidates and political committees; afterward formatted into the applicable graphs and charts.

**Detailed Summary of Expenditures by Purpose for  
The Mayor is MIA PAC  
Loan Re-payments**

<b>Purpose</b>	<b>Payee</b>	<b>Amount Spent</b>
Loan Repayment	Hudson, Thomas	<b>\$87.00</b>
	<b>Total</b>	<b>\$87.00</b>
<b>Grand Total</b>		<b>\$87.00</b>

**DISCLAIMER:** The information presented in the 2011 Biennial Report was taken directly from reports of receipts and expenditures filed by the candidates and political committees; afterward formatted into the applicable graphs and charts.

**GENERAL OPERATING EXPENDITURES**

The Mayor is MIA PAC		Detailed Expenditures by Purpose	
Payee Name	Amount of Expenditure	Date of Expenditure	
<b>Bank Fees</b>			
Bank of America	\$13.00	09/30/2010	
<b>Printing</b>			
VantagePoint Communications, LLC	\$470.22	06/11/2010	
	<b>Subtotal</b>	<b>\$483.22</b>	
	<b>Percentage of Total Expenditures</b>	<b>84.74%</b>	


**LOAN RE-PAYMENTS**

The Mayor is MIA PAC		Detailed Expenditures by Purpose	
Payee Name	Amount of Expenditure	Date of Expenditure	
<b>Loan Repayment</b>			
Hudson, Thomas	\$87.00	10/12/2010	
	<b>Subtotal</b>	<b>\$87.00</b>	
	<b>Percentage of Total Expenditures</b>	<b>15.26%</b>	
	<b>Total</b>	<b>\$570.22</b>	

**DISCLAIMER:** The information presented in the 2011 Biennial Report was taken directly from reports of receipts and expenditures filed by the candidates and political committees; afterward formatted into the applicable graphs and charts.

**DC OFFICE OF CAMPAIGN FINANCE**  
**2011 Biennial Report - Political Action Committees**

**Summary of Contributions by Donor Type for  
The Mayor is MIA PAC**



Note: This Graph depicts the summary of the contributions by donor categories reported by the The Mayor is MIA PAC Principal Campaign Committee

The contributions are presented in percentage terms by donor categories, and may include each contribution received from Businesses, Corporations, Corporate Sponsored Political Action Committees, Individuals, Labor Sponsored Political Action Committees, Political Party Committees, Partnerships, and the Candidate. The summary may also note Other Receipts reported, such as Dividends, Interest, Refunds, and Rebates.

**DISCLAIMER:** The information presented in the 2011 Biennial Report was taken directly from reports of receipts and expenditures filed by the candidates and political committees; afterward formatted into the applicable graphs and charts.

**Summary of Contributions by Donor Type for  
The Mayor is MIA PAC**

<b>Donor Type</b>	<b>Received</b>
Individual	<b>\$100.00</b>
<b>Grand Total</b>	<b>\$100.00</b>

**DISCLAIMER:** The information presented in the 2011 Biennial Report was taken directly from reports of receipts and expenditures filed by the candidates and political committees; afterward formatted into the applicable graphs and charts.

**Detailed Summary of Contributions by Donor Type for  
The Mayor is MIA PAC**

<b>Donor Type</b>	<b>Name</b>	<b>Received</b>
Individual	Hudson, Thomas	<b>\$100.00</b>
	<b>Total</b>	<b>\$100.00</b>
<b>Grand Total</b>		<b>\$100.00</b>

**DISCLAIMER:** The information presented in the 2011 Biennial Report was taken directly from reports of receipts and expenditures filed by the candidates and political committees; afterward formatted into the applicable graphs and charts.

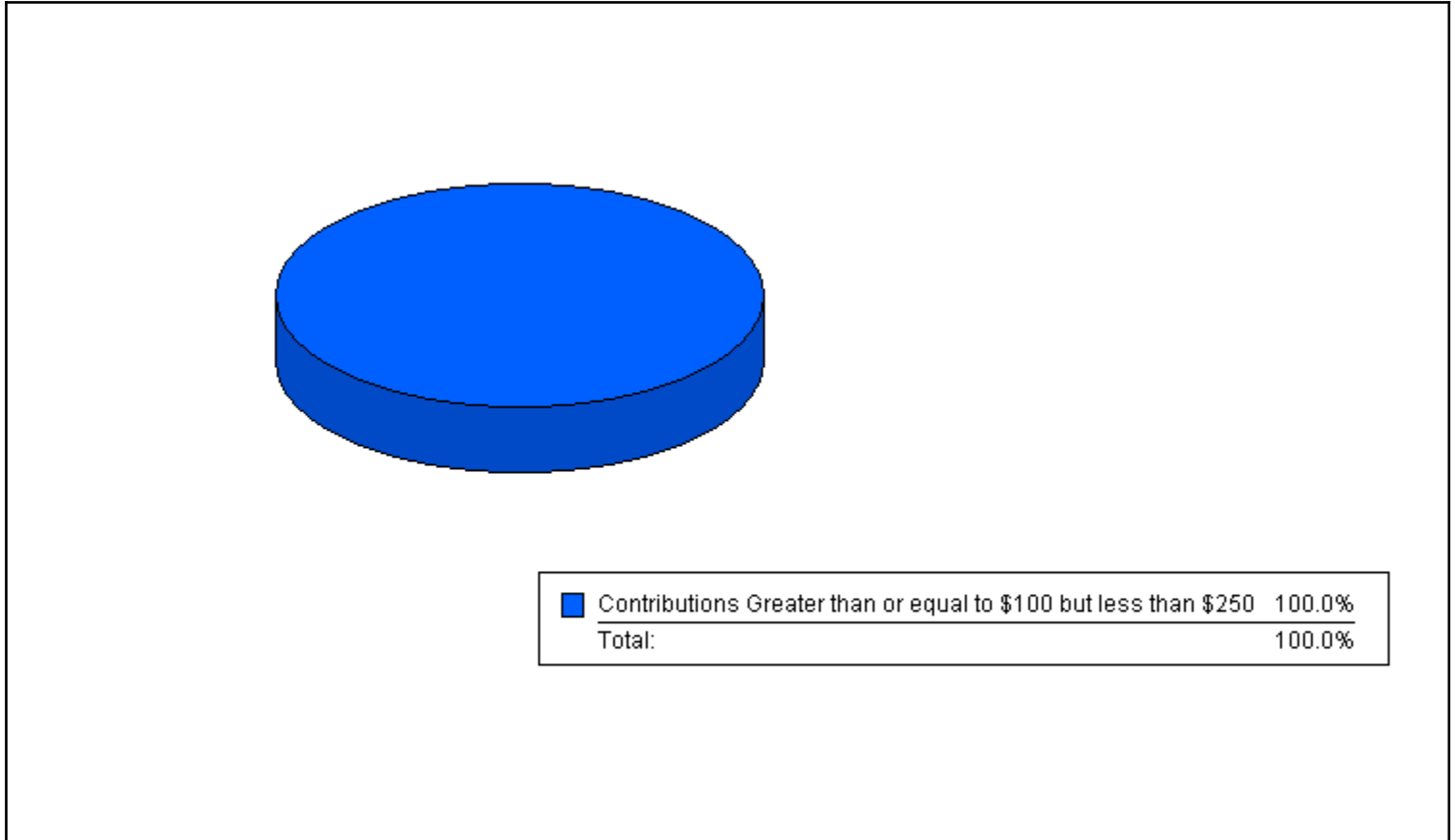
Contributor Name	Amount	Date of Receipt
<b>Individual</b>		
Hudson, Thomas	\$100.00	07/16/2010
<b>Subtotal</b>	<b>\$100.00</b>	
<b>Percentage of Total Contributions</b>	<b>100.00%</b>	
<b>Total</b>	<b>\$100.00</b>	

**DISCLAIMER:** The information presented in the 2011 Biennial Report was taken directly from reports of receipts and expenditures filed by the candidates and political committees; afterward formatted into the applicable graphs and charts.



**DC OFFICE OF CAMPAIGN FINANCE**  
**2011 Biennial Report - Political Action Committees**

**Summary of Contributions by Amount for  
The Mayor is MIA PAC**



Note: This Graph depicts the summary of the contributions dollar amount reported by the The Mayor is MIA PAC Principal Campaign Committee

The contributions are presented in percentage terms in dollar amount, by the size of the contribution, including contribution greater than \$2000; contributions greater than or equal to \$1000 but less than or equal to \$2000; contributions greater than or equal to \$500 but less than or equal to \$1000; contributions greater than or equal to \$250 but less than or equal to \$500; contributions greater than or equal to \$100 but less than or equal to \$250; and contributions less than \$100.

**DISCLAIMER:** The information presented in the 2011 Biennial Report was taken directly from reports of receipts and expenditures filed by the candidates and political committees; afterward formatted into the applicable graphs and charts.

## Summary of Contributions by Amount for The Mayor is MIA PAC

<b>Denomination Type</b>	<b>Amount Received</b>
Contributions greater than or equal to \$100 but less than \$250	<b>\$100.00</b>
<b>Grand Total</b>	<b>\$100.00</b>

**DISCLAIMER:** The information presented in the 2011 Biennial Report was taken directly from reports of receipts and expenditures filed by the candidates and political committees; afterward formatted into the applicable graphs and charts.

**Detailed Summary of Contributions by Amount for  
The Mayor is MIA PAC**

<b>Denomination Type</b>	<b>Name</b>	<b>Received</b>
Contributions greater than or equal to \$100 but less than \$250	Hudson, Thomas	<b>\$100.00</b>
	Total	<b>\$100.00</b>
<b>Grand Total</b>		<b>\$100.00</b>

**DISCLAIMER:** The information presented in the 2011 Biennial Report was taken directly from reports of receipts and expenditures filed by the candidates and political committees; afterward formatted into the applicable graphs and charts.

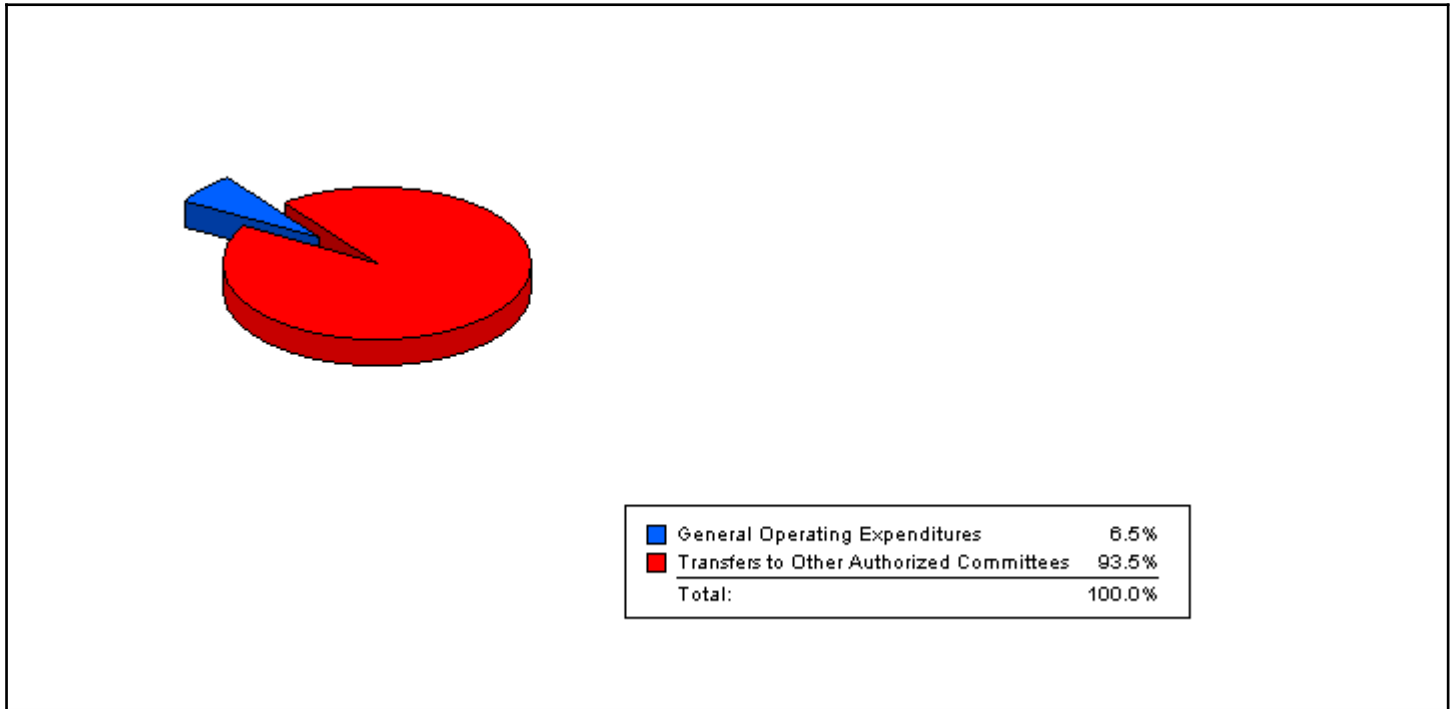
Contributor Name	Amount	Type of Contributor	Date of Receipt
<b>Contributions Greater than or equal to \$100 but less than \$250</b>			
Hudson, Thomas	\$100.00	Individual	07/16/2010
<b>Subtotal</b>	<b>\$100.00</b>		
<b>Percentage of Total Contributions</b>	<b>100.00%</b>		
<b>Total</b>	<b>\$100.00</b>		

**DISCLAIMER:** The information presented in the 2011 Biennial Report was taken directly from reports of receipts and expenditures filed by the candidates and political committees; afterward formatted into the applicable graphs and charts.

# DC OFFICE OF CAMPAIGN FINANCE

## 2011 Biennial Report - Political Action Committees

### Summary of Expenditures by Purpose for Verizon Communications Inc. Good Government Club



Note: This Graph depicts the summary of the expenditures by purpose reported by Verizon Communications Inc. Good Government Club. The expenditures are presented in percentage terms by General Operating Expenditures, Transfers to Other Authorized Political Committees, Loan Repayments, Refunds of Contributions, Other Expenditures, and Offsets to Receipts

- General Operating Expenditures may include each expenditure made for Accounting Services, Advertising, Bank Fees, Campaign Events/Fund Raising, Campaign Materials and Supplies, Candidate Loan Re-payment, Catering/Refreshments, Computer Supplies/Equipment, Consulting Services, Equipment Purchases/Rental, In-Kind, Office Maintenance, Office Rental, Office Supplies/Furniture, Other Loan Repayment, Petty Cash, Polling/Mailing Lists, Postage/Shipping/Courier Rates, Printing/Copying, Salary/Stipend, Telephone/Communication, Trash/Poster Removal, Travel/Vehicle Expense, Utility Expense, and other Expenses.
- Transfers to other Authorized Political Committees.
- Loan Repayments.
- Refunds of Contributions may include each contribution Refund to Individuals, Organizations, Political Party Committees, and other Political Committees (PACs).
- Other Expenditures may include all expenditures other than the afore-mentioned, which may include Independent Expenditures made by persons expressly advocating the election or defeat of a clearly identified candidate, which are made without cooperation or consultation with any candidate and/or authorized committee and/or agent of the candidate; Donations to Charities, Churches, Political Committees, Scholarship and Statehood Funds; Payments to the Internal Revenue Service and for Fines; and Tickets to Events.
- Offsets to Receipts may include Refunds, Rebates, Returned Checks, Non-Sufficient Fund Fees, and other Offsets to Operating Expenditures.

**DISCLAIMER:** The information presented in the 2011 Biennial Report was taken directly from reports of receipts and expenditures filed by the candidates and political committees; afterward formatted into the applicable graphs and charts.

**Summary of Expenditures by Purpose for  
Verizon Communications Inc. Good Government Club**

<b>Purpose</b>	<b>Total Expenditure</b>
General Operating Expenditures	<b>\$1,500.00</b>
Transfers to Other Authorized Committees	<b>\$21,650.00</b>
<b>Grand Total</b>	<b>\$23,150.00</b>

**DISCLAIMER:** The information presented in the 2011 Biennial Report was taken directly from reports of receipts and expenditures filed by the candidates and political committees; afterward formatted into the applicable graphs and charts.

## General Operating Expenditures

Purpose	Total Expenditures
Printing	\$1,500.00
<b>Total</b>	<b>\$1,500.00</b>

**DISCLAIMER:** The information presented in the 2011 Biennial Report was taken directly from reports of receipts and expenditures filed by the candidates and political committees; afterward formatted into the applicable graphs and charts.

**Detailed Summary of Expenditures by Purpose for  
Verizon Communications Inc. Good Government Club  
General Operating Expenditures**

<b>Purpose</b>	<b>Payee</b>	<b>Amount Spent</b>
Printing	Fathom Crative	<b>\$1,500.00</b>
	<b>Total</b>	<b>\$1,500.00</b>
<b>Grand Total</b>		<b>\$1,500.00</b>

**DISCLAIMER:** The information presented in the 2011 Biennial Report was taken directly from reports of receipts and expenditures filed by the candidates and political committees; afterward formatted into the applicable graphs and charts.



**Detailed Summary of Expenditures by Purpose for  
Verizon Communications Inc. Good Government Club**

**Transfers to Other Authorized Committees**

<b>Purpose</b>	<b>Payee</b>	<b>Amount Spent</b>
Transfer	Catania 2010	<b>\$1,000.00</b>
	DC Chamber of Commerce	<b>\$3,000.00</b>
	DC Chamber of Commerce PAC	<b>\$1,500.00</b>
	DC Vote	<b>\$1,500.00</b>
	Fenty 2010	<b>\$1,000.00</b>
	Gertrude Stein Democratic Club	<b>\$1,500.00</b>
	Gray for Mayor	<b>\$2,000.00</b>
	Kwame for Chair	<b>\$1,500.00</b>
	Mendelson for Council 2010	<b>\$750.00</b>
	Re-Elect Cheh 2010	<b>\$500.00</b>
	The Greater Washington Board of Trade DC PAC	<b>\$3,000.00</b>
	Thomas 2010	<b>\$500.00</b>
	Ward 3 Democratic Party	<b>\$1,000.00</b>
	Ward Eight Democratics, Inc.	<b>\$500.00</b>
	Ward Eight Democrats, Inc.	<b>\$1,000.00</b>
	Ward Four Democrats of Washington, DC	<b>\$450.00</b>
	Ward Seven Democrats	<b>\$450.00</b>
	Ward Six Democrats	<b>\$500.00</b>
	<b>Total</b>	<b>\$21,650.00</b>
	<b>Grand Total</b>	<b>\$21,650.00</b>

**DISCLAIMER:** The information presented in the 2011 Biennial Report was taken directly from reports of receipts and expenditures filed by the candidates and political committees; afterward formatted into the applicable graphs and charts.

**GENERAL OPERATING EXPENDITURES**

Verizon Communications Inc. Good Government Club		Detailed Expenditures by Purpose
Payee Name	Amount of Expenditure	Date of Expenditure
<b>Printing</b>		
Fathom Crative	\$1,500.00	07/17/2009
<b>Subtotal</b>	<b>\$1,500.00</b>	
<b>Percentage of Total Expenditures</b>	<b>6.48%</b>	

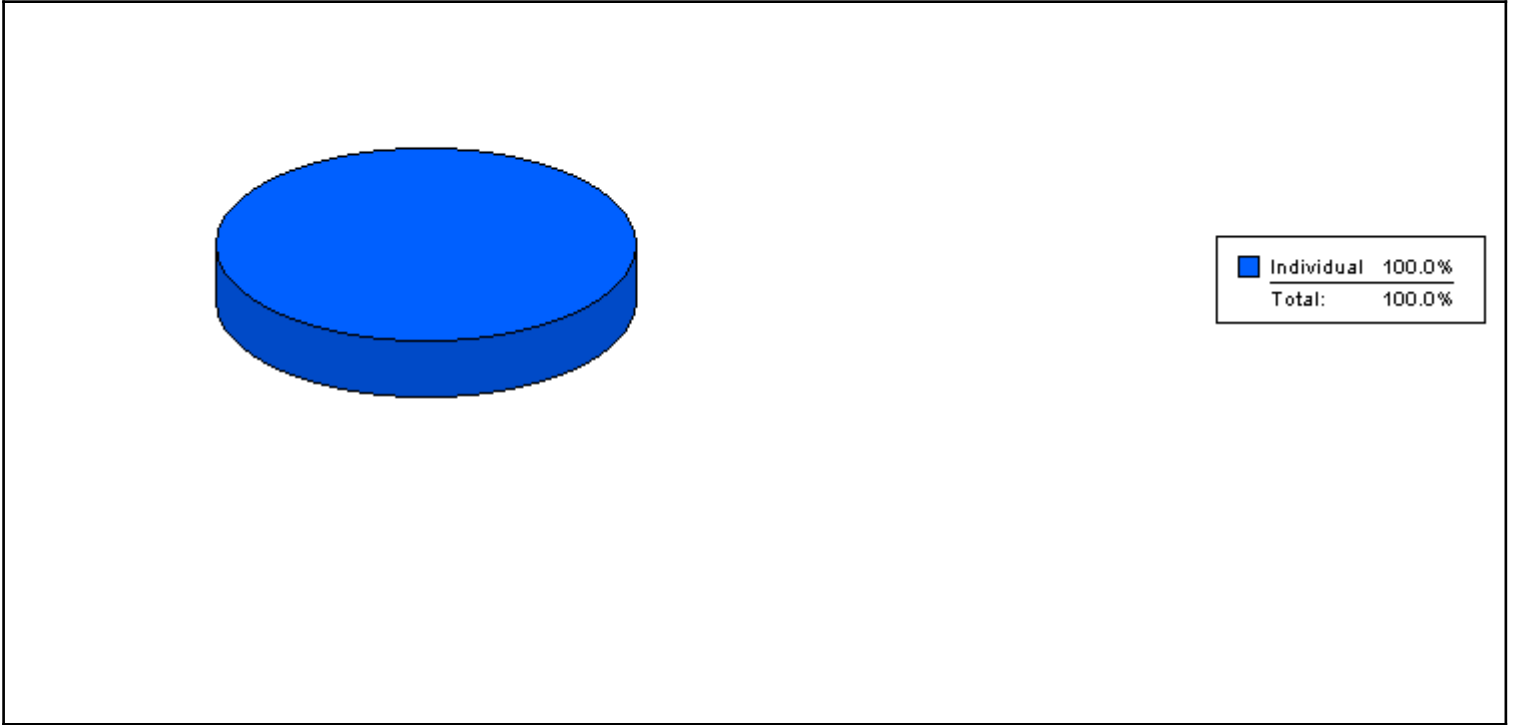
**TRANSFERS TO OTHER AUTHORIZED COMMITTEES**

Verizon Communications Inc. Good Government Club		Detailed Expenditures by Purpose
Payee Name	Amount of Expenditure	Date of Expenditure
<b>Transfer</b>		
Catania 2010	\$1,000.00	07/14/2010
DC Chamber of Commerce	\$1,500.00	03/03/2009
DC Chamber of Commerce	\$1,500.00	01/20/2010
DC Chamber of Commerce PAC	\$1,500.00	07/14/2010
DC Vote	\$1,500.00	07/17/2009
Fenty 2010	\$1,000.00	07/14/2010
Gertrude Stein Democratic Club	\$500.00	10/23/2009
Gertrude Stein Democratic Club	\$1,000.00	09/30/2010
Gray for Mayor	\$2,000.00	09/30/2010
Kwame for Chair	\$1,500.00	06/11/2010
Mendelson for Council 2010	\$750.00	08/27/2009
Re-Elect Cheh 2010	\$500.00	06/11/2009
The Greater Washington Board of Trade DC PAC	\$3,000.00	07/14/2010
Thomas 2010	\$500.00	02/04/2010
Ward 3 Democratic Party	\$1,000.00	08/05/2010
Ward Eight Democratics, Inc.	\$500.00	07/14/2010
Ward Eight Democrats, Inc.	\$1,000.00	08/27/2009
Ward Four Democrats of Washington, DC	\$450.00	05/26/2010
Ward Seven Democrats	\$450.00	05/03/2010
Ward Six Democrats	\$500.00	05/26/2010
<b>Subtotal</b>	<b>\$21,650.00</b>	
<b>Percentage of Total Expenditures</b>	<b>93.52%</b>	
<b>Total</b>	<b>\$23,150.00</b>	

**DISCLAIMER:** The information presented in the 2011 Biennial Report was taken directly from reports of receipts and expenditures filed by the candidates and political committees; afterward formatted into the applicable graphs and charts.

**DC OFFICE OF CAMPAIGN FINANCE**  
**2011 Biennial Report - Political Action Committees**

**Summary of Contributions by Donor Type for  
Verizon Communications Inc. Good Government Club**



Note: This Graph depicts the summary of the contributions by donor categories reported by the Verizon Communications Inc. Good Government Club Principal Campaign Committee

The contributions are presented in percentage terms by donor categories, and may include each contribution received from Businesses, Corporations, Corporate Sponsored Political Action Committees, Individuals, Labor Sponsored Political Action Committees, Political Party Committees, Partnerships, and the Candidate. The summary may also note Other Receipts reported, such as Dividends, Interest, Refunds, and Rebates.

**DISCLAIMER:** The information presented in the 2011 Biennial Report was taken directly from reports of receipts and expenditures filed by the candidates and political committees; afterward formatted into the applicable graphs and charts.

**Summary of Contributions by Donor Type for  
Verizon Communications Inc. Good Government Club**

<b>Donor Type</b>	<b>Received</b>
Individual	<b>\$30,493.00</b>
<b>Grand Total</b>	<b>\$30,493.00</b>

**DISCLAIMER:** The information presented in the 2011 Biennial Report was taken directly from reports of receipts and expenditures filed by the candidates and political committees; afterward formatted into the applicable graphs and charts.

**Detailed Summary of Contributions by Donor Type for  
Verizon Communications Inc. Good Government Club**

<b>Donor Type</b>	<b>Name</b>	<b>Received</b>
Individual	Acosta-Velez, Mario	\$120.00
	Ambrose, J	\$1,275.00
	Ambrose, J.	\$25.00
	ASKEW, JOSEPH	\$500.00
	BASSETT, KIMBERLY	\$400.00
	Battle, Harriet	\$106.26
	Battle, Jarroet	\$4.62
	Bigga, Anthony	\$10.00
	Biggs, Anthony	\$420.00
	Brigner, Paul	\$1,200.00
	Browe, Michael	\$5.00
	Browne, Albert	\$105.00
	Browne, Micahael	\$5.00
	Browne, Michael	\$225.88
	Browne, Micheal	\$5.00
	Carey, Yoanda	\$2.50
	Carey, Yolanda	\$2.50
	Carney, Yoalnda	\$2.50
	Carney, Yoanda	\$5.00
	Carney, Yolanda	\$120.00
	Chapla, Patricia	\$250.00
	Chapla, Patrxia	\$5.00
	Cohen, Earl	\$1,275.00
	CRAIG, TAYLOR	\$1,250.00
	Cunningham, Erica	\$640.00
	Elder, DeHavilland	\$2.50
	Elder, De'Havilland	\$2.50
	Elder, De"havilland	\$40.00
	Elder, Richard	\$25.00

**DISCLAIMER:** The information presented in the 2011 Biennial Report was taken directly from reports of receipts and expenditures filed by the candidates and political committees; afterward formatted into the applicable graphs and charts.

Individual	Ellis, Richard	<b>\$350.00</b>
	Ezenwa, Nneka	<b>\$472.50</b>
	Farroba, Katherine	<b>\$1,275.00</b>
	Folger, Francine	<b>\$5.00</b>
	FOLGNER, FRANCINE	<b>\$255.00</b>
	Graham, Lawrence	<b>\$765.00</b>
	Hall, Arthur	<b>\$500.00</b>
	HOCHSTEIN, LEORA	<b>\$460.00</b>
	Hockstein, Leora	<b>\$10.00</b>
	Johnson, Karen	<b>\$575.00</b>
	Kahif, Shazada	<b>\$10.00</b>
	Kashif, Shazada	<b>\$210.00</b>
	Kramer, Jeffrey	<b>\$1,250.00</b>
	Larkin, Cynthia	<b>\$235.00</b>
	Levy, Y annick	<b>\$5.00</b>
	LEVY, YANNICK	<b>\$225.00</b>
	Levy, Yannick	<b>\$5.00</b>
	Lloyd, C	<b>\$1,275.00</b>
	Lloyd, C.	<b>\$25.00</b>
	Lloyd, Myrtle	<b>\$245.00</b>
	Maguire, Thomas	<b>\$490.00</b>
	MASAKI, Donne	<b>\$360.00</b>
	Masaki, Donnie	<b>\$15.00</b>
	May, Dolores	<b>\$475.00</b>
	McClure, Lynn	<b>\$240.00</b>
	McCready, Magaret	<b>\$25.00</b>
	Mccready, Margaret	<b>\$1,200.00</b>
	McCredy, Margaret	<b>\$25.00</b>
	McCrory, Karen	<b>\$520.00</b>
	McFadden, Edward	<b>\$1,325.00</b>
MCINTOSH, JOANNA	<b>\$1,275.00</b>	
McLemon, Kevin	<b>\$25.00</b>	

**DISCLAIMER:** The information presented in the 2011 Biennial Report was taken directly from reports of receipts and expenditures filed by the candidates and political committees; afterward formatted into the applicable graphs and charts.

Individual	MCLERNON, KEVIN	\$1,275.00
	Mekelburg, Andrew	\$265.00
	Palcic, Catherine	\$75.00
	Pel, Angela	\$25.00
	Pelsuso, Angela	\$25.00
	Peluso, Angeal	\$25.00
	Peluso, Angela	\$1,050.00
	Plumb, Lawrence	\$1,250.00
	Pourdastan, Mahasti	\$25.00
	Randolp, William	\$7.00
	Randolph, William	\$168.00
	Rice, Brian	\$475.00
	Robinette, Shelley	\$500.00
	Robinette, Shelly	\$20.00
	Senn, S	\$50.00
	Senn, W	\$1,750.00
	Senn, W.	\$550.00
	Senn, William	\$100.00
	Skoloda, Joey	\$38.74
	Smith, Handel	\$382.50
	Stevenson, Michael	\$85.00
	Taylor, Craig	\$50.00
	Turner, James	\$100.00
Velez, Mario Acosta-	\$45.00	
	<b>Total</b>	<b>\$30,493.00</b>
	<b>Grand Total</b>	<b>\$30,493.00</b>

**DISCLAIMER:** The information presented in the 2011 Biennial Report was taken directly from reports of receipts and expenditures filed by the candidates and political committees; afterward formatted into the applicable graphs and charts.

Contributor Name	Amount	Date of Receipt
<b>Individual</b>		
Acosta-Velez, Mario	\$15.00	07/09/2010
Acosta-Velez, Mario	\$15.00	07/23/2010
Acosta-Velez, Mario	\$15.00	09/17/2010
Acosta-Velez, Mario	\$15.00	10/01/2010
Acosta-Velez, Mario	\$15.00	10/15/2010
Acosta-Velez, Mario	\$15.00	10/29/2010
Acosta-Velez, Mario	\$15.00	11/12/2010
Acosta-Velez, Mario	\$15.00	11/26/2010
Ambrose, J	\$25.00	01/02/2009
Ambrose, J	\$25.00	01/16/2009
Ambrose, J	\$25.00	02/01/2009
Ambrose, J	\$25.00	02/13/2009
Ambrose, J	\$25.00	02/27/2009
Ambrose, J	\$25.00	03/13/2009
Ambrose, J	\$25.00	03/27/2009
Ambrose, J	\$25.00	04/10/2009
Ambrose, J	\$25.00	04/24/2009
Ambrose, J	\$25.00	05/08/2009
Ambrose, J	\$25.00	05/22/2009
Ambrose, J	\$25.00	06/05/2009
Ambrose, J	\$25.00	06/19/2009
Ambrose, J	\$25.00	07/03/2009
Ambrose, J	\$25.00	07/17/2009
Ambrose, J	\$25.00	08/01/2009
Ambrose, J	\$25.00	08/01/2009
Ambrose, J	\$25.00	08/01/2009
Ambrose, J	\$25.00	08/07/2009
Ambrose, J	\$25.00	08/21/2009
Ambrose, J	\$25.00	09/04/2009
Ambrose, J	\$25.00	09/18/2009
Ambrose, J	\$25.00	09/18/2009
Ambrose, J	\$25.00	10/30/2009
Ambrose, J	\$25.00	11/13/2009
Ambrose, J	\$25.00	11/27/2009
Ambrose, J	\$25.00	12/11/2009
Ambrose, J	\$25.00	12/11/2009

**DISCLAIMER:** The information presented in the 2011 Biennial Report was taken directly from reports of receipts and expenditures filed by the candidates and political committees; afterward formatted into the applicable graphs and charts.



Contributor Name	Amount	Date of Receipt
<b>Individual</b>		
Ambrose, J	\$25.00	12/24/2009
Ambrose, J	\$25.00	02/05/2010
Ambrose, J	\$25.00	02/19/2010
Ambrose, J	\$25.00	03/05/2010
Ambrose, J	\$25.00	03/19/2010
Ambrose, J	\$25.00	04/16/2010
Ambrose, J	\$25.00	04/30/2010
Ambrose, J	\$25.00	05/14/2010
Ambrose, J	\$25.00	05/28/2010
Ambrose, J	\$25.00	06/11/2010
Ambrose, J	\$25.00	07/09/2010
Ambrose, J	\$25.00	07/23/2010
Ambrose, J	\$25.00	07/23/2010
Ambrose, J	\$25.00	08/11/2010
Ambrose, J	\$25.00	08/20/2010
Ambrose, J	\$25.00	09/03/2010
Ambrose, J	\$25.00	09/17/2010
Ambrose, J	\$25.00	09/17/2010
Ambrose, J	\$25.00	10/01/2010
Ambrose, J	\$25.00	10/15/2010
Ambrose, J	\$25.00	10/29/2010
Ambrose, J	\$25.00	11/12/2010
Ambrose, J	\$25.00	11/26/2010
Ambrose, J.	\$25.00	04/02/2010
Askew, Joseph	\$10.00	01/02/2009
Askew, Joseph	\$10.00	01/16/2009
Askew, Joseph	\$10.00	02/01/2009
Askew, Joseph	\$10.00	02/13/2009
Askew, Joseph	\$10.00	02/27/2009
Askew, Joseph	\$10.00	03/13/2009
Askew, Joseph	\$10.00	03/27/2009
Askew, Joseph	\$10.00	04/10/2009
Askew, Joseph	\$10.00	04/24/2009
Askew, Joseph	\$10.00	05/08/2009
Askew, Joseph	\$10.00	05/22/2009
Askew, Joseph	\$10.00	06/05/2009

**DISCLAIMER:** The information presented in the 2011 Biennial Report was taken directly from reports of receipts and expenditures filed by the candidates and political committees; afterward formatted into the applicable graphs and charts.

Contributor Name	Amount	Date of Receipt
<b>Individual</b>		
Askew, Joseph	\$10.00	06/19/2009
Askew, Joseph	\$10.00	07/03/2009
Askew, Joseph	\$10.00	07/17/2009
ASKEW, JOSEPH	\$10.00	08/01/2009
ASKEW, JOSEPH	\$10.00	08/01/2009
ASKEW, JOSEPH	\$10.00	08/01/2009
ASKEW, JOSEPH	\$10.00	08/07/2009
ASKEW, JOSEPH	\$10.00	08/21/2009
ASKEW, JOSEPH	\$10.00	08/21/2009
ASKEW, JOSEPH	\$10.00	09/04/2009
ASKEW, JOSEPH	\$10.00	09/18/2009
ASKEW, JOSEPH	\$10.00	10/02/2009
ASKEW, JOSEPH	\$10.00	10/16/2009
ASKEW, JOSEPH	\$10.00	11/27/2009
ASKEW, JOSEPH	\$10.00	12/11/2009
ASKEW, JOSEPH	\$10.00	12/24/2009
Askew, Joseph	\$10.00	02/05/2010
Askew, Joseph	\$10.00	02/19/2010
Askew, Joseph	\$10.00	03/05/2010
Askew, Joseph	\$10.00	03/19/2010
Askew, Joseph	\$10.00	04/02/2010
Askew, Joseph	\$10.00	04/16/2010
Askew, Joseph	\$10.00	04/30/2010
Askew, Joseph	\$10.00	05/14/2010
Askew, Joseph	\$10.00	05/28/2010
ASKEW, JOSEPH	\$10.00	06/11/2010
ASKEW, JOSEPH	\$10.00	06/25/2010
Askew, Joseph	\$10.00	07/09/2010
Askew, Joseph	\$10.00	07/23/2010
ASKEW, JOSEPH	\$10.00	08/11/2010
ASKEW, JOSEPH	\$10.00	08/20/2010
ASKEW, JOSEPH	\$10.00	09/03/2010
ASKEW, JOSEPH	\$10.00	09/17/2010
ASKEW, JOSEPH	\$10.00	10/01/2010
Askew, Joseph	\$10.00	10/15/2010
Askew, Joseph	\$10.00	10/29/2010

**DISCLAIMER:** The information presented in the 2011 Biennial Report was taken directly from reports of receipts and expenditures filed by the candidates and political committees; afterward formatted into the applicable graphs and charts.

Contributor Name	Amount	Date of Receipt
<b>Individual</b>		
Askew, Joseph	\$10.00	11/12/2010
Askew, Joseph	\$10.00	11/12/2010
Bassett, Kimberly	\$20.00	01/02/2009
Bassett, Kimberly	\$20.00	01/16/2009
BASSETT, KIMBERLY	\$20.00	02/01/2009
Bassett, Kimberly	\$20.00	02/13/2009
BASSETT, KIMBERLY	\$20.00	02/27/2009
BASSETT, KIMBERLY	\$20.00	03/27/2009
Bassett, Kimberly	\$20.00	04/10/2009
Bassett, Kimberly	\$20.00	04/24/2009
Bassett, Kimberly	\$20.00	05/08/2009
Bassett, Kimberly	\$20.00	05/22/2009
Bassett, Kimberly	\$20.00	06/05/2009
Bassett, Kimberly	\$20.00	06/19/2009
Bassett, Kimberly	\$20.00	07/03/2009
Bassett, Kimberly	\$20.00	07/17/2009
Bassett, Kimberly	\$20.00	08/01/2009
Bassett, Kimberly	\$20.00	08/07/2009
Bassett, Kimberly	\$20.00	08/21/2009
Bassett, Kimberly	\$20.00	09/04/2009
Bassett, Kimberly	\$20.00	09/18/2009
Bassett, Kimberly	\$20.00	10/02/2009
Battle, Harriet	\$4.62	01/02/2009
Battle, Harriet	\$4.62	01/16/2009
Battle, Harriet	\$4.62	02/01/2009
Battle, Harriet	\$4.62	02/13/2009
Battle, Harriet	\$4.62	02/27/2009
Battle, Harriet	\$4.62	03/13/2009
Battle, Harriet	\$4.62	03/27/2009
Battle, Harriet	\$4.62	04/10/2009
Battle, Harriet	\$4.62	04/24/2009
Battle, Harriet	\$4.62	05/08/2009
Battle, Harriet	\$4.62	05/22/2009
Battle, Harriet	\$4.62	06/05/2009
Battle, Harriet	\$4.62	06/19/2009
Battle, Harriet	\$4.62	07/13/2009

**DISCLAIMER:** The information presented in the 2011 Biennial Report was taken directly from reports of receipts and expenditures filed by the candidates and political committees; afterward formatted into the applicable graphs and charts.

Contributor Name	Amount	Date of Receipt
<b>Individual</b>		
Battle, Harriet	\$4.62	07/17/2009
Battle, Harriet	\$4.62	08/01/2009
Battle, Harriet	\$4.62	08/07/2009
Battle, Harriet	\$4.62	09/18/2009
Battle, Harriet	\$4.62	10/02/2009
Battle, Harriet	\$4.62	10/16/2009
Battle, Harriet	\$4.62	10/30/2009
Battle, Harriet	\$4.62	11/13/2009
Battle, Harriet	\$4.62	11/27/2009
Battle, Jarroet	\$4.62	08/21/2009
Bigga, Anthony	\$10.00	01/02/2009
Biggs, Anthony	\$10.00	01/16/2009
Biggs, Anthony	\$10.00	02/01/2009
Biggs, Anthony	\$10.00	02/13/2009
Biggs, Anthony	\$10.00	02/27/2009
Biggs, Anthony	\$10.00	03/13/2009
Biggs, Anthony	\$10.00	03/13/2009
Biggs, Anthony	\$10.00	03/27/2009
Biggs, Anthony	\$10.00	04/10/2009
Biggs, Anthony	\$10.00	04/24/2009
Biggs, Anthony	\$10.00	05/08/2009
Biggs, Anthony	\$10.00	05/22/2009
Biggs, Anthony	\$10.00	06/05/2009
Biggs, Anthony	\$10.00	06/19/2009
Biggs, Anthony	\$10.00	07/03/2009
Biggs, Anthony	\$10.00	07/17/2009
Biggs, Anthony	\$10.00	08/01/2009
Biggs, Anthony	\$10.00	08/07/2009
Biggs, Anthony	\$10.00	08/21/2009
Biggs, Anthony	\$10.00	09/04/2009
Biggs, Anthony	\$10.00	09/18/2009
Biggs, Anthony	\$10.00	10/02/2009
Biggs, Anthony	\$10.00	10/16/2009
Biggs, Anthony	\$10.00	10/30/2009
Biggs, Anthony	\$10.00	11/13/2009
Biggs, Anthony	\$10.00	11/27/2009

**DISCLAIMER:** The information presented in the 2011 Biennial Report was taken directly from reports of receipts and expenditures filed by the candidates and political committees; afterward formatted into the applicable graphs and charts.

Contributor Name	Amount	Date of Receipt
<b>Individual</b>		
Biggs, Anthony	\$10.00	12/11/2009
Biggs, Anthony	\$10.00	12/24/2009
Biggs, Anthony	\$10.00	01/08/2010
Biggs, Anthony	\$10.00	01/22/2010
Biggs, Anthony	\$10.00	02/05/2010
Biggs, Anthony	\$10.00	02/19/2010
Biggs, Anthony	\$10.00	03/05/2010
Biggs, Anthony	\$10.00	03/19/2010
Biggs, Anthony	\$10.00	04/02/2010
Biggs, Anthony	\$10.00	04/16/2010
Biggs, Anthony	\$10.00	04/30/2010
Biggs, Anthony	\$10.00	05/14/2010
Biggs, Anthony	\$10.00	05/28/2010
Biggs, Anthony	\$10.00	06/11/2010
Biggs, Anthony	\$10.00	06/11/2010
Biggs, Anthony	\$10.00	06/25/2010
Biggs, Anthony	\$10.00	07/23/2010
Brigner, Paul	\$25.00	01/02/2009
Brigner, Paul	\$25.00	01/16/2009
Brigner, Paul	\$25.00	02/01/2009
Brigner, Paul	\$25.00	02/13/2009
Brigner, Paul	\$25.00	02/27/2009
Brigner, Paul	\$25.00	03/13/2009
Brigner, Paul	\$25.00	03/27/2009
Brigner, Paul	\$25.00	04/10/2009
Brigner, Paul	\$25.00	04/24/2009
Brigner, Paul	\$25.00	05/08/2009
Brigner, Paul	\$25.00	05/22/2009
Brigner, Paul	\$25.00	06/05/2009
Brigner, Paul	\$25.00	06/19/2009
Brigner, Paul	\$25.00	07/03/2009
Brigner, Paul	\$25.00	07/17/2009
Brigner, Paul	\$25.00	08/01/2009
Brigner, Paul	\$25.00	08/07/2009
Brigner, Paul	\$25.00	08/21/2009
Brigner, Paul	\$25.00	09/04/2009

**DISCLAIMER:** The information presented in the 2011 Biennial Report was taken directly from reports of receipts and expenditures filed by the candidates and political committees; afterward formatted into the applicable graphs and charts.

Contributor Name	Amount	Date of Receipt
<b>Individual</b>		
Brigner, Paul	\$25.00	09/18/2009
Brigner, Paul	\$25.00	10/02/2009
Brigner, Paul	\$25.00	10/16/2009
Brigner, Paul	\$25.00	10/30/2009
Brigner, Paul	\$25.00	11/13/2009
Brigner, Paul	\$25.00	11/27/2009
Brigner, Paul	\$25.00	12/11/2009
Brigner, Paul	\$25.00	12/24/2009
Brigner, Paul	\$25.00	01/08/2010
Brigner, Paul	\$25.00	01/22/2010
Brigner, Paul	\$25.00	02/05/2010
Brigner, Paul	\$25.00	02/19/2010
Brigner, Paul	\$25.00	03/05/2010
Brigner, Paul	\$25.00	03/19/2010
Brigner, Paul	\$25.00	04/02/2010
Brigner, Paul	\$25.00	04/02/2010
Brigner, Paul	\$25.00	04/16/2010
Brigner, Paul	\$25.00	05/14/2010
Brigner, Paul	\$25.00	05/28/2010
Brigner, Paul	\$25.00	06/11/2010
Brigner, Paul	\$25.00	06/25/2010
Brigner, Paul	\$25.00	07/09/2010
Brigner, Paul	\$25.00	07/23/2010
Brigner, Paul	\$25.00	08/11/2010
Brigner, Paul	\$25.00	08/20/2010
Brigner, Paul	\$25.00	09/03/2010
Brigner, Paul	\$25.00	10/01/2010
Brigner, Paul	\$25.00	10/01/2010
Brigner, Paul	\$25.00	10/15/2010
Browe, Michael	\$5.00	06/05/2009
Browne, Albert	\$5.00	02/05/2010
Browne, Albert	\$5.00	02/19/2010
Browne, Albert	\$5.00	03/05/2010
Browne, Albert	\$5.00	03/19/2010
Browne, Albert	\$5.00	04/02/2010
Browne, Albert	\$5.00	04/16/2010

**DISCLAIMER:** The information presented in the 2011 Biennial Report was taken directly from reports of receipts and expenditures filed by the candidates and political committees; afterward formatted into the applicable graphs and charts.

Contributor Name	Amount	Date of Receipt
<b>Individual</b>		
Browne, Albert	\$5.00	04/30/2010
Browne, Albert	\$5.00	05/14/2010
Browne, Albert	\$5.00	05/28/2010
Browne, Albert	\$5.00	06/11/2010
Browne, Albert	\$5.00	06/25/2010
Browne, Albert	\$5.00	07/23/2010
Browne, Albert	\$5.00	08/11/2010
Browne, Albert	\$5.00	08/20/2010
Browne, Albert	\$5.00	09/03/2010
Browne, Albert	\$5.00	09/17/2010
Browne, Albert	\$5.00	10/01/2010
Browne, Albert	\$5.00	10/15/2010
Browne, Albert	\$5.00	10/29/2010
Browne, Albert	\$5.00	11/12/2010
Browne, Albert	\$5.00	11/26/2010
Browne, Michael	\$5.00	11/27/2009
Browne, Michael	\$5.00	01/02/2009
Browne, Michael	\$5.00	01/16/2009
Browne, Michael	\$5.00	02/01/2009
Browne, Michael	\$5.00	02/13/2009
Browne, Michael	\$5.00	04/24/2009
Browne, Michael	\$5.00	05/08/2009
Browne, Michael	\$5.00	05/22/2009
Browne, Michael	\$5.00	06/19/2009
Browne, Michael	\$5.00	07/03/2009
Browne, Michael	\$5.00	07/17/2009
Browne, Michael	\$5.00	08/01/2009
Browne, Michael	\$5.00	08/07/2009
Browne, Michael	\$5.00	08/21/2009
Browne, Michael	\$5.88	09/04/2009
Browne, Michael	\$5.00	09/18/2009
Browne, Michael	\$5.00	10/02/2009
Browne, Michael	\$5.00	10/30/2009
Browne, Michael	\$5.00	11/13/2009
Browne, Michael	\$5.00	12/11/2009
Browne, Michael	\$5.00	12/11/2009

**DISCLAIMER:** The information presented in the 2011 Biennial Report was taken directly from reports of receipts and expenditures filed by the candidates and political committees; afterward formatted into the applicable graphs and charts.

Contributor Name	Amount	Date of Receipt
<b>Individual</b>		
Browne, Michael	\$5.00	12/24/2009
Browne, Michael	\$5.00	01/08/2010
Browne, Michael	\$5.00	01/22/2010
Browne, Michael	\$5.00	02/05/2010
Browne, Michael	\$5.00	02/19/2010
Browne, Michael	\$5.00	03/05/2010
Browne, Michael	\$5.00	03/19/2010
Browne, Michael	\$5.00	04/02/2010
Browne, Michael	\$5.00	04/16/2010
Browne, Michael	\$5.00	04/30/2010
Browne, Michael	\$5.00	05/14/2010
Browne, Michael	\$5.00	05/28/2010
Browne, Michael	\$5.00	06/11/2010
Browne, Michael	\$5.00	06/25/2010
Browne, Michael	\$5.00	07/03/2010
Browne, Michael	\$5.00	07/09/2010
Browne, Michael	\$5.00	08/11/2010
Browne, Michael	\$5.00	08/20/2010
Browne, Michael	\$5.00	09/03/2010
Browne, Michael	\$5.00	09/17/2010
Browne, Michael	\$5.00	09/17/2010
Browne, Michael	\$5.00	10/15/2010
Browne, Michael	\$5.00	10/29/2010
Browne, Michael	\$5.00	11/12/2010
Browne, Michael	\$5.00	11/26/2010
Browne, Micheal	\$5.00	10/16/2009
Carey, Yoanda	\$2.50	06/11/2010
Carey, Yolanda	\$2.50	07/09/2010
Carney, Yoalnda	\$2.50	12/11/2009
Carney, Yoanda	\$2.50	02/05/2010
Carney, Yoanda	\$2.50	04/16/2010
Carney, Yolanda	\$2.50	01/02/2009
Carney, Yolanda	\$2.50	01/16/2009
Carney, Yolanda	\$2.50	02/01/2009
Carney, Yolanda	\$2.50	02/13/2009
Carney, Yolanda	\$2.50	02/27/2009

**DISCLAIMER:** The information presented in the 2011 Biennial Report was taken directly from reports of receipts and expenditures filed by the candidates and political committees; afterward formatted into the applicable graphs and charts.



Contributor Name	Amount	Date of Receipt
<b>Individual</b>		
Carney, Yolanda	\$2.50	03/13/2009
Carney, Yolanda	\$2.50	03/27/2009
Carney, Yolanda	\$2.50	04/10/2009
Carney, Yolanda	\$2.50	04/24/2009
Carney, Yolanda	\$2.50	05/08/2009
Carney, Yolanda	\$2.50	05/22/2009
Carney, Yolanda	\$2.50	06/05/2009
Carney, Yolanda	\$2.50	06/19/2009
Carney, Yolanda	\$2.50	07/03/2009
Carney, Yolanda	\$2.50	07/17/2009
Carney, Yolanda	\$2.50	08/01/2009
Carney, Yolanda	\$2.50	08/07/2009
Carney, Yolanda	\$2.50	08/21/2009
Carney, Yolanda	\$2.50	09/04/2009
Carney, Yolanda	\$2.50	09/18/2009
Carney, Yolanda	\$2.50	10/02/2009
Carney, Yolanda	\$2.50	10/16/2009
Carney, Yolanda	\$2.50	11/13/2009
Carney, Yolanda	\$2.50	11/13/2009
Carney, Yolanda	\$2.50	11/13/2009
Carney, Yolanda	\$2.50	11/27/2009
Carney, Yolanda	\$2.50	01/08/2010
Carney, Yolanda	\$2.50	01/22/2010
Carney, Yolanda	\$2.50	01/22/2010
Carney, Yolanda	\$2.50	01/22/2010
Carney, Yolanda	\$2.50	02/19/2010
Carney, Yolanda	\$2.50	02/19/2010
Carney, Yolanda	\$2.50	03/19/2010
Carney, Yolanda	\$2.50	04/02/2010
Carney, Yolanda	\$2.50	04/30/2010
Carney, Yolanda	\$2.50	05/14/2010
Carney, Yolanda	\$2.50	05/28/2010
Carney, Yolanda	\$2.50	07/09/2010
Carney, Yolanda	\$2.50	07/23/2010
Carney, Yolanda	\$2.50	08/11/2010
Carney, Yolanda	\$2.50	08/20/2010

**DISCLAIMER:** The information presented in the 2011 Biennial Report was taken directly from reports of receipts and expenditures filed by the candidates and political committees; afterward formatted into the applicable graphs and charts.

Contributor Name	Amount	Date of Receipt
<b>Individual</b>		
Carney, Yolanda	\$2.50	09/03/2010
Carney, Yolanda	\$2.50	09/17/2010
Carney, Yolanda	\$2.50	10/01/2010
Carney, Yolanda	\$2.50	10/15/2010
Carney, Yolanda	\$2.50	10/29/2010
Carney, Yolanda	\$2.50	11/12/2010
Carney, Yolanda	\$2.50	11/26/2010
Chapla, Patricia	\$5.00	01/02/2009
Chapla, Patricia	\$5.00	01/16/2009
Chapla, Patricia	\$5.00	02/01/2009
Chapla, Patricia	\$5.00	02/13/2009
Chapla, Patricia	\$5.00	02/27/2009
Chapla, Patricia	\$5.00	02/27/2009
Chapla, Patricia	\$5.00	03/27/2009
Chapla, Patricia	\$10.00	04/10/2009
Chapla, Patricia	\$5.00	04/24/2009
Chapla, Patricia	\$5.00	05/08/2009
Chapla, Patricia	\$5.00	05/22/2009
Chapla, Patricia	\$5.00	06/05/2009
Chapla, Patricia	\$5.00	06/19/2009
Chapla, Patricia	\$5.00	07/03/2009
Chapla, Patricia	\$5.00	07/17/2009
Chapla, Patricia	\$5.00	08/01/2009
Chapla, Patricia	\$5.00	08/07/2009
Chapla, Patricia	\$5.00	08/21/2009
Chapla, Patricia	\$5.00	09/04/2009
Chapla, Patricia	\$5.00	09/18/2009
Chapla, Patricia	\$5.00	10/02/2009
Chapla, Patricia	\$5.00	10/16/2009
Chapla, Patricia	\$5.00	10/30/2009
Chapla, Patricia	\$5.00	11/27/2009
Chapla, Patricia	\$5.00	12/11/2009
Chapla, Patricia	\$5.00	12/24/2009
Chapla, Patricia	\$5.00	01/08/2010
Chapla, Patricia	\$5.00	01/22/2010
Chapla, Patricia	\$5.00	02/05/2010

**DISCLAIMER:** The information presented in the 2011 Biennial Report was taken directly from reports of receipts and expenditures filed by the candidates and political committees; afterward formatted into the applicable graphs and charts.

Contributor Name	Amount	Date of Receipt
<b>Individual</b>		
Chapla, Patricia	\$5.00	02/19/2010
Chapla, Patricia	\$5.00	03/05/2010
Chapla, Patricia	\$5.00	03/19/2010
Chapla, Patricia	\$5.00	04/02/2010
Chapla, Patricia	\$5.00	04/16/2010
Chapla, Patricia	\$5.00	04/30/2010
Chapla, Patricia	\$5.00	05/14/2010
Chapla, Patricia	\$5.00	05/28/2010
Chapla, Patricia	\$5.00	06/11/2010
Chapla, Patricia	\$5.00	06/25/2010
Chapla, Patricia	\$5.00	07/09/2010
Chapla, Patricia	\$5.00	07/23/2010
Chapla, Patricia	\$5.00	08/20/2010
Chapla, Patricia	\$5.00	09/03/2010
Chapla, Patricia	\$5.00	09/17/2010
Chapla, Patricia	\$5.00	10/01/2010
Chapla, Patricia	\$5.00	10/15/2010
Chapla, Patricia	\$5.00	10/29/2010
Chapla, Patricia	\$5.00	11/12/2010
Chapla, Patricia	\$5.00	11/12/2010
Chapla, Patrxia	\$5.00	11/13/2009
Cohen, Earl	\$25.00	01/02/2009
Cohen, Earl	\$25.00	01/16/2009
Cohen, Earl	\$25.00	02/01/2009
Cohen, Earl	\$25.00	02/13/2009
Cohen, Earl	\$25.00	02/27/2009
Cohen, Earl	\$25.00	03/13/2009
Cohen, Earl	\$25.00	03/27/2009
Cohen, Earl	\$25.00	04/10/2009
Cohen, Earl	\$25.00	04/24/2009
Cohen, Earl	\$25.00	05/08/2009
Cohen, Earl	\$25.00	05/22/2009
Cohen, Earl	\$25.00	06/05/2009
Cohen, Earl	\$25.00	06/19/2009
Cohen, Earl	\$25.00	07/03/2009
Cohen, Earl	\$25.00	07/17/2009

**DISCLAIMER:** The information presented in the 2011 Biennial Report was taken directly from reports of receipts and expenditures filed by the candidates and political committees; afterward formatted into the applicable graphs and charts.

Contributor Name	Amount	Date of Receipt
<b>Individual</b>		
Cohen, Earl	\$25.00	09/10/2009
Cohen, Earl	\$25.00	09/18/2009
Cohen, Earl	\$25.00	10/02/2009
Cohen, Earl	\$25.00	10/16/2009
Cohen, Earl	\$25.00	10/16/2009
Cohen, Earl	\$25.00	10/30/2009
Cohen, Earl	\$25.00	11/13/2009
Cohen, Earl	\$25.00	11/13/2009
Cohen, Earl	\$25.00	11/27/2009
Cohen, Earl	\$25.00	12/11/2009
Cohen, Earl	\$25.00	12/22/2009
Cohen, Earl	\$25.00	12/24/2009
Cohen, Earl	\$25.00	01/08/2010
Cohen, Earl	\$25.00	01/22/2010
Cohen, Earl	\$25.00	02/05/2010
Cohen, Earl	\$25.00	02/19/2010
Cohen, Earl	\$25.00	03/05/2010
Cohen, Earl	\$25.00	03/19/2010
Cohen, Earl	\$25.00	04/16/2010
Cohen, Earl	\$25.00	04/16/2010
Cohen, Earl	\$25.00	04/30/2010
Cohen, Earl	\$25.00	05/14/2010
Cohen, Earl	\$25.00	05/28/2010
Cohen, Earl	\$25.00	06/11/2010
Cohen, Earl	\$25.00	06/25/2010
Cohen, Earl	\$25.00	07/09/2010
Cohen, Earl	\$25.00	07/23/2010
Cohen, Earl	\$25.00	08/11/2010
Cohen, Earl	\$25.00	08/20/2010
Cohen, Earl	\$25.00	09/03/2010
Cohen, Earl	\$25.00	09/17/2010
Cohen, Earl	\$25.00	10/01/2010
Cohen, Earl	\$25.00	10/15/2010
Cohen, Earl	\$25.00	10/29/2010
Cohen, Earl	\$25.00	11/12/2010
Cohen, Earl	\$25.00	11/26/2010

**DISCLAIMER:** The information presented in the 2011 Biennial Report was taken directly from reports of receipts and expenditures filed by the candidates and political committees; afterward formatted into the applicable graphs and charts.

Contributor Name	Amount	Date of Receipt
<b>Individual</b>		
Craig, Taylor	\$25.00	01/02/2009
Craig, Taylor	\$25.00	01/16/2009
Craig, Taylor	\$25.00	02/01/2009
Craig, Taylor	\$25.00	02/13/2009
Craig, Taylor	\$25.00	02/27/2009
Craig, Taylor	\$25.00	03/13/2009
Craig, Taylor	\$25.00	03/27/2009
Craig, Taylor	\$25.00	04/10/2009
Craig, Taylor	\$25.00	04/24/2009
Craig, Taylor	\$25.00	05/08/2009
Craig, Taylor	\$25.00	05/22/2009
Craig, Taylor	\$25.00	06/05/2009
Craig, Taylor	\$25.00	06/19/2009
Craig, Taylor	\$25.00	07/03/2009
Craig, Taylor	\$25.00	07/17/2009
Craig, Taylor	\$25.00	08/01/2009
Craig, Taylor	\$25.00	08/07/2009
Craig, Taylor	\$25.00	08/21/2009
Craig, Taylor	\$25.00	09/04/2009
Craig, Taylor	\$25.00	10/02/2009
Craig, Taylor	\$25.00	10/02/2009
Craig, Taylor	\$25.00	10/16/2009
Craig, Taylor	\$25.00	10/30/2009
Craig, Taylor	\$25.00	11/13/2009
Craig, Taylor	\$25.00	11/13/2009
Craig, Taylor	\$25.00	11/27/2009
Craig, Taylor	\$25.00	12/24/2009
Craig, Taylor	\$25.00	01/08/2010
Craig, Taylor	\$25.00	01/22/2010
Craig, Taylor	\$25.00	01/22/2010
Craig, Taylor	\$25.00	02/05/2010
Craig, Taylor	\$25.00	02/19/2010
Craig, Taylor	\$25.00	03/05/2010
Craig, Taylor	\$25.00	03/19/2010
Craig, Taylor	\$25.00	04/02/2010
Craig, Taylor	\$25.00	04/30/2010

**DISCLAIMER:** The information presented in the 2011 Biennial Report was taken directly from reports of receipts and expenditures filed by the candidates and political committees; afterward formatted into the applicable graphs and charts.

Contributor Name	Amount	Date of Receipt
<b>Individual</b>		
Craig, Taylor	\$25.00	05/14/2010
Craig, Taylor	\$25.00	05/14/2010
Craig, Taylor	\$25.00	05/28/2010
Craig, Taylor	\$25.00	06/11/2010
Craig, Taylor	\$25.00	06/25/2010
Craig, Taylor	\$25.00	07/09/2010
Craig, Taylor	\$25.00	07/23/2010
Craig, Taylor	\$25.00	08/11/2010
CRAIG, TAYLOR	\$25.00	08/20/2010
Craig, Taylor	\$25.00	09/03/2010
Craig, Taylor	\$25.00	10/15/2010
Craig, Taylor	\$25.00	10/29/2010
Craig, Taylor	\$25.00	11/12/2010
CRAIG, TAYLOR	\$25.00	11/26/2010
Cunningham, Erica	\$10.00	01/02/2009
Cunningham, Erica	\$10.00	01/16/2009
Cunningham, Erica	\$10.00	02/01/2009
Cunningham, Erica	\$10.00	02/13/2009
Cunningham, Erica	\$10.00	02/27/2009
Cunningham, Erica	\$10.00	03/13/2009
Cunningham, Erica	\$10.00	03/27/2009
Cunningham, Erica	\$10.00	04/10/2009
Cunningham, Erica	\$10.00	04/24/2009
Cunningham, Erica	\$10.00	05/08/2009
Cunningham, Erica	\$10.00	05/22/2009
Cunningham, Erica	\$10.00	06/05/2009
Cunningham, Erica	\$10.00	06/19/2009
Cunningham, Erica	\$10.00	07/03/2009
Cunningham, Erica	\$10.00	07/17/2009
Cunningham, Erica	\$10.00	08/01/2009
Cunningham, Erica	\$10.00	08/07/2009
Cunningham, Erica	\$10.00	08/21/2009
Cunningham, Erica	\$10.00	09/04/2009
Cunningham, Erica	\$10.00	09/04/2009
Cunningham, Erica	\$10.00	09/18/2009
Cunningham, Erica	\$10.00	10/02/2009

**DISCLAIMER:** The information presented in the 2011 Biennial Report was taken directly from reports of receipts and expenditures filed by the candidates and political committees; afterward formatted into the applicable graphs and charts.

Contributor Name	Amount	Date of Receipt
<b>Individual</b>		
Cunningham, Erica	\$10.00	10/02/2009
Cunningham, Erica	\$10.00	10/16/2009
Cunningham, Erica	\$10.00	10/16/2009
Cunningham, Erica	\$10.00	10/16/2009
Cunningham, Erica	\$10.00	10/30/2009
Cunningham, Erica	\$10.00	11/13/2009
Cunningham, Erica	\$10.00	11/13/2009
Cunningham, Erica	\$10.00	11/27/2009
Cunningham, Erica	\$10.00	12/11/2009
Cunningham, Erica	\$10.00	12/24/2009
Cunningham, Erica	\$10.00	01/08/2010
Cunningham, Erica	\$10.00	01/22/2010
Cunningham, Erica	\$10.00	02/05/2010
Cunningham, Erica	\$10.00	02/19/2010
Cunningham, Erica	\$10.00	03/05/2010
Cunningham, Erica	\$10.00	03/19/2010
Cunningham, Erica	\$10.00	04/02/2010
Cunningham, Erica	\$10.00	04/16/2010
Cunningham, Erica	\$10.00	05/14/2010
Cunningham, Erica	\$10.00	05/28/2010
Cunningham, Erica	\$10.00	06/11/2010
Cunningham, Erica	\$10.00	06/25/2010
Cunningham, Erica	\$10.00	07/09/2010
Cunningham, Erica	\$10.00	07/23/2010
Cunningham, Erica	\$10.00	08/11/2010
Cunningham, Erica	\$10.00	08/20/2010
Cunningham, Erica	\$100.00	09/03/2010
Cunningham, Erica	\$10.00	09/17/2010
Cunningham, Erica	\$10.00	10/01/2010
Cunningham, Erica	\$10.00	10/15/2010
Cunningham, Erica	\$10.00	10/29/2010
Cunningham, Erica	\$10.00	11/12/2010
Cunningham, Erica	\$10.00	11/26/2010
Elder, DeHavilland	\$2.50	08/01/2009
Elder, De'Havilland	\$2.50	02/01/2009
Elder, De'Havilland	\$2.50	01/02/2009

**DISCLAIMER:** The information presented in the 2011 Biennial Report was taken directly from reports of receipts and expenditures filed by the candidates and political committees; afterward formatted into the applicable graphs and charts.

Contributor Name	Amount	Date of Receipt
<b>Individual</b>		
Elder, De'Havilland	\$2.50	01/16/2009
Elder, De'havilland	\$2.50	02/13/2009
Elder, De'havilland	\$2.50	02/27/2009
Elder, De'havilland	\$2.50	03/13/2009
Elder, De'havilland	\$2.50	03/27/2009
Elder, De'havilland	\$2.50	04/10/2009
Elder, De'havilland	\$2.50	04/24/2009
Elder, De'havilland	\$2.50	05/08/2009
Elder, De'havilland	\$2.50	05/22/2009
Elder, De'havilland	\$2.50	06/05/2009
Elder, De'havilland	\$2.50	06/19/2009
Elder, De'havilland	\$2.50	07/03/2009
Elder, De'havilland	\$2.50	07/17/2009
Elder, De'havilland	\$2.50	08/07/2009
Elder, De'havilland	\$2.50	08/07/2009
Elder, Richard	\$25.00	01/02/2009
Ellis, Richard	\$25.00	01/16/2009
Ellis, Richard	\$25.00	02/01/2009
Ellis, Richard	\$25.00	02/13/2009
Ellis, Richard	\$25.00	02/27/2009
Ellis, Richard	\$25.00	03/13/2009
Ellis, Richard	\$25.00	03/27/2009
Ellis, Richard	\$25.00	04/10/2009
Ellis, Richard	\$25.00	04/24/2009
Ellis, Richard	\$25.00	05/08/2009
Ellis, Richard	\$25.00	05/22/2009
Ellis, Richard	\$25.00	06/05/2009
Ellis, Richard	\$25.00	06/19/2009
Ellis, Richard	\$25.00	07/03/2009
Ellis, Richard	\$25.00	07/17/2009
Ezenwa, Nneka	\$7.50	01/02/2009
Ezenwa, Nneka	\$7.50	01/16/2009
Ezenwa, Nneka	\$7.50	02/01/2009
Ezenwa, Nneka	\$7.50	02/13/2009
Ezenwa, Nneka	\$7.50	02/27/2009
Ezenwa, Nneka	\$7.50	03/13/2009

**DISCLAIMER:** The information presented in the 2011 Biennial Report was taken directly from reports of receipts and expenditures filed by the candidates and political committees; afterward formatted into the applicable graphs and charts.



Contributor Name	Amount	Date of Receipt
<b>Individual</b>		
Ezenwa, Nneka	\$7.50	03/27/2009
Ezenwa, Nneka	\$7.50	04/10/2009
Ezenwa, Nneka	\$7.50	04/24/2009
Ezenwa, Nneka	\$7.50	05/08/2009
Ezenwa, Nneka	\$7.50	05/22/2009
Ezenwa, Nneka	\$7.50	06/05/2009
Ezenwa, Nneka	\$7.50	06/19/2009
Ezenwa, Nneka	\$7.50	07/03/2009
Ezenwa, Nneka	\$7.50	07/17/2009
Ezenwa, Nneka	\$10.00	08/01/2009
Ezenwa, Nneka	\$10.00	08/07/2009
Ezenwa, Nneka	\$10.00	08/21/2009
Ezenwa, Nneka	\$10.00	08/21/2009
Ezenwa, Nneka	\$10.00	09/04/2009
Ezenwa, Nneka	\$10.00	09/18/2009
Ezenwa, Nneka	\$10.00	10/02/2009
Ezenwa, Nneka	\$10.00	10/16/2009
Ezenwa, Nneka	\$10.00	10/30/2009
Ezenwa, Nneka	\$10.00	11/27/2009
Ezenwa, Nneka	\$10.00	12/11/2009
Ezenwa, Nneka	\$10.00	12/24/2009
Ezenwa, Nneka	\$10.00	01/08/2010
Ezenwa, Nneka	\$10.00	01/22/2010
Ezenwa, Nneka	\$10.00	02/05/2010
Ezenwa, Nneka	\$10.00	02/19/2010
Ezenwa, Nneka	\$10.00	03/05/2010
Ezenwa, Nneka	\$10.00	03/19/2010
Ezenwa, Nneka	\$10.00	04/02/2010
Ezenwa, Nneka	\$10.00	04/02/2010
Ezenwa, Nneka	\$10.00	05/14/2010
Ezenwa, Nneka	\$10.00	05/14/2010
Ezenwa, Nneka	\$10.00	05/28/2010
Ezenwa, Nneka	\$10.00	06/11/2010
Ezenwa, Nneka	\$10.00	06/25/2010
Ezenwa, Nneka	\$10.00	07/23/2010
Ezenwa, Nneka	\$10.00	08/11/2010

**DISCLAIMER:** The information presented in the 2011 Biennial Report was taken directly from reports of receipts and expenditures filed by the candidates and political committees; afterward formatted into the applicable graphs and charts.

Contributor Name	Amount	Date of Receipt
<b>Individual</b>		
Ezenwa, Nneka	\$10.00	08/11/2010
Ezenwa, Nneka	\$10.00	08/20/2010
Ezenwa, Nneka	\$10.00	09/03/2010
Ezenwa, Nneka	\$10.00	09/17/2010
Ezenwa, Nneka	\$10.00	10/01/2010
Ezenwa, Nneka	\$10.00	10/15/2010
Ezenwa, Nneka	\$10.00	10/29/2010
Ezenwa, Nneka	\$10.00	11/12/2010
Ezenwa, Nneka	\$10.00	11/26/2010
Farroba, Katherine	\$25.00	01/02/2009
Farroba, Katherine	\$25.00	01/16/2009
Farroba, Katherine	\$25.00	02/01/2009
Farroba, Katherine	\$25.00	02/13/2009
Farroba, Katherine	\$25.00	02/27/2009
Farroba, Katherine	\$25.00	03/13/2009
Farroba, Katherine	\$25.00	03/27/2009
Farroba, Katherine	\$25.00	04/10/2009
Farroba, Katherine	\$25.00	04/24/2009
Farroba, Katherine	\$25.00	05/08/2009
Farroba, Katherine	\$25.00	05/22/2009
Farroba, Katherine	\$25.00	06/05/2009
Farroba, Katherine	\$25.00	06/19/2009
Farroba, Katherine	\$25.00	07/03/2009
Farroba, Katherine	\$25.00	07/17/2009
Farroba, Katherine	\$25.00	08/01/2009
Farroba, Katherine	\$25.00	08/01/2009
Farroba, Katherine	\$25.00	08/21/2009
Farroba, Katherine	\$25.00	09/04/2009
Farroba, Katherine	\$25.00	09/04/2009
Farroba, Katherine	\$25.00	10/02/2009
Farroba, Katherine	\$25.00	10/16/2009
Farroba, Katherine	\$25.00	10/30/2009
Farroba, Katherine	\$25.00	11/13/2009
Farroba, Katherine	\$25.00	11/27/2009
Farroba, Katherine	\$25.00	11/27/2009
Farroba, Katherine	\$25.00	12/11/2009

**DISCLAIMER:** The information presented in the 2011 Biennial Report was taken directly from reports of receipts and expenditures filed by the candidates and political committees; afterward formatted into the applicable graphs and charts.

Contributor Name	Amount	Date of Receipt
<b>Individual</b>		
Farroba, Katherine	\$25.00	12/24/2009
Farroba, Katherine	\$25.00	01/22/2010
Farroba, Katherine	\$25.00	02/05/2010
Farroba, Katherine	\$25.00	02/19/2010
Farroba, Katherine	\$25.00	03/05/2010
Farroba, Katherine	\$25.00	04/02/2010
Farroba, Katherine	\$25.00	04/02/2010
Farroba, Katherine	\$25.00	04/16/2010
Farroba, Katherine	\$25.00	04/30/2010
Farroba, Katherine	\$25.00	05/14/2010
Farroba, Katherine	\$25.00	05/28/2010
Farroba, Katherine	\$25.00	06/11/2010
Farroba, Katherine	\$25.00	06/25/2010
Farroba, Katherine	\$25.00	07/09/2010
Farroba, Katherine	\$25.00	07/23/2010
Farroba, Katherine	\$25.00	08/11/2010
Farroba, Katherine	\$25.00	08/20/2010
Farroba, Katherine	\$25.00	09/03/2010
Farroba, Katherine	\$25.00	09/17/2010
Farroba, Katherine	\$25.00	10/01/2010
Farroba, Katherine	\$25.00	10/15/2010
Farroba, Katherine	\$25.00	10/29/2010
Farroba, Katherine	\$25.00	11/12/2010
Farroba, Katherine	\$25.00	11/26/2010
Folger, Francine	\$5.00	02/01/2009
Folgner, Francine	\$5.00	01/02/2009
Folgner, Francine	\$5.00	01/16/2009
Folgner, Francine	\$5.00	02/13/2009
Folgner, Francine	\$5.00	02/27/2009
Folgner, Francine	\$5.00	03/13/2009
Folgner, Francine	\$5.00	03/27/2009
Folgner, Francine	\$5.00	04/10/2009
Folgner, Francine	\$5.00	04/24/2009
Folgner, Francine	\$5.00	05/08/2009
FOLGNER, FRANCINE	\$5.00	05/22/2009
FOLGNER, FRANCINE	\$5.00	06/05/2009

**DISCLAIMER:** The information presented in the 2011 Biennial Report was taken directly from reports of receipts and expenditures filed by the candidates and political committees; afterward formatted into the applicable graphs and charts.

Contributor Name	Amount	Date of Receipt
<b>Individual</b>		
FOLGNER, FRANCINE	\$5.00	06/19/2009
FOLGNER, FRANCINE	\$5.00	07/03/2009
FOLGNER, FRANCINE	\$5.00	07/17/2009
Folgner, Francine	\$5.00	08/01/2009
Folgner, Francine	\$5.00	08/07/2009
Folgner, Francine	\$5.00	08/07/2009
FOLGNER, FRANCINE	\$5.00	09/04/2009
FOLGNER, FRANCINE	\$5.00	09/18/2009
FOLGNER, FRANCINE	\$5.00	10/02/2009
FOLGNER, FRANCINE	\$5.00	10/16/2009
FOLGNER, FRANCINE	\$5.00	10/30/2009
FOLGNER, FRANCINE	\$5.00	11/13/2009
FOLGNER, FRANCINE	\$5.00	11/27/2009
FOLGNER, FRANCINE	\$5.00	12/11/2009
FOLGNER, FRANCINE	\$5.00	12/24/2009
FOLGNER, FRANCINE	\$5.00	01/08/2010
FOLGNER, FRANCINE	\$5.00	01/22/2010
FOLGNER, FRANCINE	\$5.00	02/05/2010
FOLGNER, FRANCINE	\$5.00	02/19/2010
FOLGNER, FRANCINE	\$5.00	03/05/2010
FOLGNER, FRANCINE	\$5.00	03/19/2010
FOLGNER, FRANCINE	\$5.00	04/02/2010
FOLGNER, FRANCINE	\$5.00	04/16/2010
FOLGNER, FRANCINE	\$5.00	05/14/2010
FOLGNER, FRANCINE	\$5.00	05/14/2010
FOLGNER, FRANCINE	\$5.00	05/28/2010
Folgner, Francine	\$5.00	06/11/2010
Folgner, Francine	\$5.00	06/25/2010
Folgner, Francine	\$5.00	07/09/2010
Folgner, Francine	\$5.00	07/23/2010
FOLGNER, FRANCINE	\$5.00	08/11/2010
FOLGNER, FRANCINE	\$5.00	08/20/2010
FOLGNER, FRANCINE	\$5.00	09/03/2010
FOLGNER, FRANCINE	\$5.00	09/17/2010
FOLGNER, FRANCINE	\$5.00	10/01/2010
Folgner, Francine	\$5.00	10/15/2010

**DISCLAIMER:** The information presented in the 2011 Biennial Report was taken directly from reports of receipts and expenditures filed by the candidates and political committees; afterward formatted into the applicable graphs and charts.

Contributor Name	Amount	Date of Receipt
<b>Individual</b>		
Folgnier, Francine	\$5.00	10/29/2010
Folgnier, Francine	\$5.00	11/12/2010
Folgnier, Francine	\$5.00	11/26/2010
Folgnier, Francine	\$5.00	11/26/2010
Graham, Lawrence	\$15.00	01/02/2009
Graham, Lawrence	\$15.00	01/16/2009
Graham, Lawrence	\$15.00	02/01/2009
Graham, Lawrence	\$15.00	02/13/2009
Graham, Lawrence	\$15.00	02/27/2009
Graham, Lawrence	\$15.00	03/13/2009
Graham, Lawrence	\$15.00	03/27/2009
Graham, Lawrence	\$15.00	04/10/2009
Graham, Lawrence	\$15.00	04/24/2009
Graham, Lawrence	\$15.00	05/06/2009
Graham, Lawrence	\$15.00	05/22/2009
Graham, Lawrence	\$15.00	06/05/2009
Graham, Lawrence	\$15.00	06/19/2009
Graham, Lawrence	\$15.00	07/03/2009
Graham, Lawrence	\$15.00	07/17/2009
Graham, Lawrence	\$15.00	08/01/2009
Graham, Lawrence	\$15.00	08/07/2009
Graham, Lawrence	\$15.00	08/21/2009
Graham, Lawrence	\$15.00	09/04/2009
Graham, Lawrence	\$15.00	09/18/2009
Graham, Lawrence	\$15.00	10/02/2009
Graham, Lawrence	\$15.00	10/16/2009
Graham, Lawrence	\$15.00	10/30/2009
Graham, Lawrence	\$15.00	11/13/2009
Graham, Lawrence	\$15.00	11/27/2009
Graham, Lawrence	\$15.00	12/11/2009
Graham, Lawrence	\$15.00	12/24/2009
Graham, Lawrence	\$15.00	01/08/2010
Graham, Lawrence	\$15.00	01/22/2010
Graham, Lawrence	\$15.00	02/05/2010
Graham, Lawrence	\$15.00	02/19/2010
Graham, Lawrence	\$15.00	03/05/2010

**DISCLAIMER:** The information presented in the 2011 Biennial Report was taken directly from reports of receipts and expenditures filed by the candidates and political committees; afterward formatted into the applicable graphs and charts.

Contributor Name	Amount	Date of Receipt
<b>Individual</b>		
Graham, Lawrence	\$15.00	03/19/2010
Graham, Lawrence	\$15.00	04/02/2010
Graham, Lawrence	\$15.00	04/16/2010
Graham, Lawrence	\$15.00	04/30/2010
Graham, Lawrence	\$15.00	05/14/2010
Graham, Lawrence	\$15.00	05/28/2010
Graham, Lawrence	\$15.00	06/11/2010
Graham, Lawrence	\$15.00	06/25/2010
Graham, Lawrence	\$15.00	07/09/2010
Graham, Lawrence	\$15.00	07/23/2010
Graham, Lawrence	\$15.00	08/11/2010
Graham, Lawrence	\$15.00	08/20/2010
Graham, Lawrence	\$15.00	09/03/2010
Graham, Lawrence	\$15.00	09/17/2010
Graham, Lawrence	\$15.00	10/01/2010
Graham, Lawrence	\$15.00	10/15/2010
Graham, Lawrence	\$15.00	10/29/2010
Graham, Lawrence	\$15.00	11/12/2010
Graham, Lawrence	\$15.00	11/26/2010
Hall, Arthur	\$10.00	01/02/2009
Hall, Arthur	\$10.00	01/16/2009
Hall, Arthur	\$10.00	02/13/2009
Hall, Arthur	\$10.00	02/27/2009
Hall, Arthur	\$10.00	03/13/2009
Hall, Arthur	\$10.00	03/27/2009
Hall, Arthur	\$10.00	04/10/2009
Hall, Arthur	\$10.00	04/24/2009
Hall, Arthur	\$10.00	05/08/2009
Hall, Arthur	\$10.00	05/22/2009
Hall, Arthur	\$10.00	06/05/2009
Hall, Arthur	\$10.00	06/19/2009
Hall, Arthur	\$10.00	07/03/2009
Hall, Arthur	\$10.00	07/17/2009
Hall, Arthur	\$10.00	08/01/2009
Hall, Arthur	\$10.00	08/07/2009
Hall, Arthur	\$10.00	08/21/2009

**DISCLAIMER:** The information presented in the 2011 Biennial Report was taken directly from reports of receipts and expenditures filed by the candidates and political committees; afterward formatted into the applicable graphs and charts.

Contributor Name	Amount	Date of Receipt
<b>Individual</b>		
Hall, Arthur	\$10.00	09/04/2009
Hall, Arthur	\$10.00	09/18/2009
Hall, Arthur	\$10.00	10/30/2009
Hall, Arthur	\$10.00	11/13/2009
Hall, Arthur	\$10.00	11/13/2009
Hall, Arthur	\$10.00	11/27/2009
Hall, Arthur	\$10.00	11/27/2009
Hall, Arthur	\$10.00	12/11/2009
Hall, Arthur	\$10.00	12/11/2009
Hall, Arthur	\$10.00	12/24/2009
Hall, Arthur	\$10.00	01/22/2010
Hall, Arthur	\$10.00	02/05/2010
Hall, Arthur	\$10.00	02/19/2010
Hall, Arthur	\$10.00	03/05/2010
Hall, Arthur	\$10.00	03/19/2010
Hall, Arthur	\$10.00	04/16/2010
Hall, Arthur	\$10.00	04/30/2010
Hall, Arthur	\$10.00	05/14/2010
Hall, Arthur	\$10.00	05/14/2010
Hall, Arthur	\$10.00	05/28/2010
Hall, Arthur	\$10.00	06/11/2010
Hall, Arthur	\$10.00	06/25/2010
Hall, Arthur	\$10.00	07/09/2010
Hall, Arthur	\$10.00	07/23/2010
Hall, Arthur	\$10.00	08/11/2010
Hall, Arthur	\$10.00	08/20/2010
Hall, Arthur	\$10.00	09/03/2010
Hall, Arthur	\$10.00	09/17/2010
Hall, Arthur	\$10.00	10/01/2010
Hall, Arthur	\$10.00	10/15/2010
Hall, Arthur	\$10.00	10/29/2010
Hall, Arthur	\$10.00	11/12/2010
Hall, Arthur	\$10.00	11/26/2010
Hochstein, Leora	\$10.00	01/02/2009
Hochstein, Leora	\$10.00	01/16/2009
Hochstein, Leora	\$10.00	02/01/2009

**DISCLAIMER:** The information presented in the 2011 Biennial Report was taken directly from reports of receipts and expenditures filed by the candidates and political committees; afterward formatted into the applicable graphs and charts.

Contributor Name	Amount	Date of Receipt
<b>Individual</b>		
Hochstein, Leora	\$10.00	02/13/2009
Hochstein, Leora	\$10.00	02/27/2009
Hochstein, Leora	\$10.00	03/13/2009
HOCHSTEIN, LEORA	\$10.00	03/27/2009
Hochstein, Leora	\$10.00	04/10/2009
Hochstein, Leora	\$10.00	04/24/2009
Hochstein, Leora	\$10.00	05/08/2009
Hochstein, Leora	\$10.00	05/22/2009
Hochstein, Leora	\$10.00	06/05/2009
HOCHSTEIN, LEORA	\$10.00	06/19/2009
HOCHSTEIN, LEORA	\$10.00	07/03/2009
HOCHSTEIN, LEORA	\$10.00	07/17/2009
HOCHSTEIN, LEORA	\$10.00	08/01/2009
HOCHSTEIN, LEORA	\$10.00	08/07/2009
HOCHSTEIN, LEORA	\$10.00	08/21/2009
HOCHSTEIN, LEORA	\$10.00	09/04/2009
HOCHSTEIN, LEORA	\$10.00	10/02/2009
Hochstein, Leora	\$10.00	10/16/2009
HOCHSTEIN, LEORA	\$10.00	10/30/2009
HOCHSTEIN, LEORA	\$10.00	11/13/2009
HOCHSTEIN, LEORA	\$10.00	12/24/2009
HOCHSTEIN, LEORA	\$10.00	01/08/2010
HOCHSTEIN, LEORA	\$10.00	01/22/2010
HOCHSTEIN, LEORA	\$10.00	02/05/2010
HOCHSTEIN, LEORA	\$10.00	02/19/2010
HOCHSTEIN, LEORA	\$10.00	03/05/2010
HOCHSTEIN, LEORA	\$10.00	04/02/2010
HOCHSTEIN, LEORA	\$10.00	04/02/2010
HOCHSTEIN, LEORA	\$10.00	04/16/2010
HOCHSTEIN, LEORA	\$10.00	05/14/2010
HOCHSTEIN, LEORA	\$10.00	05/28/2010
HOCHSTEIN, LEORA	\$10.00	06/11/2010
HOCHSTEIN, LEORA	\$10.00	06/25/2010
HOCHSTEIN, LEORA	\$10.00	07/09/2010
HOCHSTEIN, LEORA	\$10.00	07/23/2010
HOCHSTEIN, LEORA	\$10.00	08/11/2010

**DISCLAIMER:** The information presented in the 2011 Biennial Report was taken directly from reports of receipts and expenditures filed by the candidates and political committees; afterward formatted into the applicable graphs and charts.



Contributor Name	Amount	Date of Receipt
<b>Individual</b>		
HOCHSTEIN, LEORA	\$10.00	08/20/2010
HOCHSTEIN, LEORA	\$10.00	09/03/2010
HOCHSTEIN, LEORA	\$10.00	09/17/2010
HOCHSTEIN, LEORA	\$10.00	10/01/2010
Hochstein, Leora	\$10.00	10/15/2010
HOCHSTEIN, LEORA	\$10.00	10/29/2010
Hochstein, Leora	\$10.00	11/26/2010
Hockstein, Leora	\$10.00	03/19/2010
Johnson, Karen	\$25.00	02/05/2010
Johnson, Karen	\$25.00	02/19/2010
Johnson, Karen	\$25.00	03/05/2010
Johnson, Karen	\$25.00	03/19/2010
Johnson, Karen	\$25.00	04/02/2010
Johnson, Karen	\$25.00	04/16/2010
Johnson, Karen	\$25.00	04/30/2010
Johnson, Karen	\$25.00	05/14/2010
Johnson, Karen	\$25.00	05/28/2010
Johnson, Karen	\$25.00	06/11/2010
Johnson, Karen	\$25.00	06/25/2010
Johnson, Karen	\$25.00	07/09/2010
Johnson, Karen	\$25.00	07/23/2010
Johnson, Karen	\$25.00	08/11/2010
Johnson, Karen	\$25.00	08/11/2010
Johnson, Karen	\$25.00	09/03/2010
Johnson, Karen	\$25.00	09/14/2010
Johnson, Karen	\$25.00	10/01/2010
Johnson, Karen	\$25.00	10/01/2010
Johnson, Karen	\$25.00	10/15/2010
Johnson, Karen	\$25.00	10/29/2010
Johnson, Karen	\$25.00	11/12/2010
Johnson, Karen	\$25.00	11/26/2010
Kahif, Shazada	\$5.00	06/11/2010
Kahif, Shazada	\$5.00	08/20/2010
Kashif, Shazada	\$5.00	01/02/2009
Kashif, Shazada	\$5.00	01/16/2009
Kashif, Shazada	\$5.00	02/01/2009

**DISCLAIMER:** The information presented in the 2011 Biennial Report was taken directly from reports of receipts and expenditures filed by the candidates and political committees; afterward formatted into the applicable graphs and charts.

Contributor Name	Amount	Date of Receipt
<b>Individual</b>		
Kashif, Shazada	\$5.00	02/13/2009
Kashif, Shazada	\$5.00	02/27/2009
Kashif, Shazada	\$5.00	03/13/2009
Kashif, Shazada	\$5.00	03/27/2009
Kashif, Shazada	\$5.00	04/10/2009
Kashif, Shazada	\$5.00	04/24/2009
Kashif, Shazada	\$5.00	05/08/2009
Kashif, Shazada	\$5.00	05/22/2009
Kashif, Shazada	\$5.00	06/05/2009
Kashif, Shazada	\$5.00	06/19/2009
Kashif, Shazada	\$5.00	07/03/2009
Kashif, Shazada	\$5.00	07/17/2009
Kashif, Shazada	\$5.00	08/01/2009
Kashif, Shazada	\$5.00	08/07/2009
Kashif, Shazada	\$5.00	08/21/2009
Kashif, Shazada	\$5.00	09/04/2009
Kashif, Shazada	\$5.00	10/02/2009
Kashif, Shazada	\$5.00	10/16/2009
Kashif, Shazada	\$5.00	11/27/2009
Kashif, Shazada	\$5.00	01/08/2010
Kashif, Shazada	\$5.00	01/22/2010
Kashif, Shazada	\$5.00	02/05/2010
Kashif, Shazada	\$5.00	02/19/2010
Kashif, Shazada	\$5.00	03/05/2010
Kashif, Shazada	\$5.00	03/19/2010
Kashif, Shazada	\$5.00	04/02/2010
Kashif, Shazada	\$5.00	04/16/2010
Kashif, Shazada	\$5.00	04/30/2010
Kashif, Shazada	\$5.00	05/14/2010
Kashif, Shazada	\$5.00	05/28/2010
Kashif, Shazada	\$5.00	06/25/2010
Kashif, Shazada	\$5.00	06/25/2010
Kashif, Shazada	\$5.00	08/11/2010
Kashif, Shazada	\$5.00	09/03/2010
Kashif, Shazada	\$5.00	09/17/2010
Kashif, Shazada	\$5.00	10/15/2010

**DISCLAIMER:** The information presented in the 2011 Biennial Report was taken directly from reports of receipts and expenditures filed by the candidates and political committees; afterward formatted into the applicable graphs and charts.

Contributor Name	Amount	Date of Receipt
<b>Individual</b>		
Kashif, Shazada	\$5.00	10/29/2010
Kashif, Shazada	\$5.00	11/12/2010
Kashif, Shazada	\$5.00	11/26/2010
Kramer, Jeffrey	\$25.00	01/02/2009
Kramer, Jeffrey	\$25.00	01/16/2009
Kramer, Jeffrey	\$25.00	02/01/2009
Kramer, Jeffrey	\$25.00	02/13/2009
Kramer, Jeffrey	\$25.00	02/27/2009
Kramer, Jeffrey	\$25.00	03/13/2009
Kramer, Jeffrey	\$25.00	03/27/2009
Kramer, Jeffrey	\$25.00	04/10/2009
Kramer, Jeffrey	\$25.00	04/24/2009
Kramer, Jeffrey	\$25.00	05/08/2009
Kramer, Jeffrey	\$25.00	05/22/2009
Kramer, Jeffrey	\$25.00	06/05/2009
Kramer, Jeffrey	\$25.00	06/19/2009
Kramer, Jeffrey	\$25.00	07/03/2009
Kramer, Jeffrey	\$25.00	07/17/2009
Kramer, Jeffrey	\$25.00	08/01/2009
Kramer, Jeffrey	\$25.00	08/07/2009
Kramer, Jeffrey	\$25.00	09/18/2009
Kramer, Jeffrey	\$25.00	09/18/2009
Kramer, Jeffrey	\$25.00	10/02/2009
Kramer, Jeffrey	\$25.00	10/30/2009
Kramer, Jeffrey	\$25.00	11/13/2009
Kramer, Jeffrey	\$25.00	11/27/2009
Kramer, Jeffrey	\$25.00	11/27/2009
Kramer, Jeffrey	\$25.00	12/11/2009
Kramer, Jeffrey	\$25.00	12/24/2009
Kramer, Jeffrey	\$25.00	01/08/2010
Kramer, Jeffrey	\$25.00	01/22/2010
Kramer, Jeffrey	\$25.00	02/05/2010
Kramer, Jeffrey	\$25.00	02/19/2010
Kramer, Jeffrey	\$25.00	03/05/2010
Kramer, Jeffrey	\$25.00	03/19/2010
Kramer, Jeffrey	\$25.00	04/02/2010

**DISCLAIMER:** The information presented in the 2011 Biennial Report was taken directly from reports of receipts and expenditures filed by the candidates and political committees; afterward formatted into the applicable graphs and charts.

Contributor Name	Amount	Date of Receipt
<b>Individual</b>		
Kramer, Jeffrey	\$25.00	04/16/2010
Kramer, Jeffrey	\$25.00	04/30/2010
Kramer, Jeffrey	\$25.00	05/14/2010
Kramer, Jeffrey	\$25.00	05/28/2010
Kramer, Jeffrey	\$25.00	06/11/2010
Kramer, Jeffrey	\$25.00	06/11/2010
Kramer, Jeffrey	\$25.00	07/09/2010
Kramer, Jeffrey	\$25.00	07/23/2010
Kramer, Jeffrey	\$25.00	08/11/2010
Kramer, Jeffrey	\$25.00	08/20/2010
Kramer, Jeffrey	\$25.00	09/03/2010
Kramer, Jeffrey	\$25.00	09/03/2010
Kramer, Jeffrey	\$25.00	10/01/2010
Kramer, Jeffrey	\$25.00	10/15/2010
Kramer, Jeffrey	\$25.00	10/29/2010
Kramer, Jeffrey	\$25.00	11/12/2010
Kramer, Jeffrey	\$25.00	11/25/2010
Larkin, Cynthia	\$5.00	01/02/2009
Larkin, Cynthia	\$5.00	01/16/2009
Larkin, Cynthia	\$5.00	02/01/2009
Larkin, Cynthia	\$5.00	02/13/2009
Larkin, Cynthia	\$5.00	02/27/2009
Larkin, Cynthia	\$5.00	03/13/2009
Larkin, Cynthia	\$5.00	03/27/2009
Larkin, Cynthia	\$5.00	04/10/2009
Larkin, Cynthia	\$5.00	04/24/2009
Larkin, Cynthia	\$5.00	05/08/2009
Larkin, Cynthia	\$5.00	05/22/2009
Larkin, Cynthia	\$5.00	06/05/2009
Larkin, Cynthia	\$5.00	06/19/2009
Larkin, Cynthia	\$5.00	07/03/2009
Larkin, Cynthia	\$5.00	07/17/2009
Larkin, Cynthia	\$5.00	08/01/2009
Larkin, Cynthia	\$5.00	08/07/2009
Larkin, Cynthia	\$5.00	08/21/2009
Larkin, Cynthia	\$5.00	10/02/2009

**DISCLAIMER:** The information presented in the 2011 Biennial Report was taken directly from reports of receipts and expenditures filed by the candidates and political committees; afterward formatted into the applicable graphs and charts.

Contributor Name	Amount	Date of Receipt
<b>Individual</b>		
Larkin, Cynthia	\$5.00	10/30/2009
Larkin, Cynthia	\$5.00	11/13/2009
Larkin, Cynthia	\$5.00	11/27/2009
Larkin, Cynthia	\$5.00	12/11/2009
Larkin, Cynthia	\$5.00	12/24/2009
Larkin, Cynthia	\$5.00	01/08/2010
Larkin, Cynthia	\$5.00	01/22/2010
Larkin, Cynthia	\$5.00	02/05/2010
Larkin, Cynthia	\$5.00	02/19/2010
Larkin, Cynthia	\$5.00	03/05/2010
Larkin, Cynthia	\$5.00	03/19/2010
Larkin, Cynthia	\$5.00	04/02/2010
Larkin, Cynthia	\$5.00	04/16/2010
Larkin, Cynthia	\$5.00	04/30/2010
Larkin, Cynthia	\$5.00	05/14/2010
Larkin, Cynthia	\$5.00	05/28/2010
Larkin, Cynthia	\$5.00	06/11/2010
Larkin, Cynthia	\$5.00	06/25/2010
Larkin, Cynthia	\$5.00	07/09/2010
Larkin, Cynthia	\$5.00	07/23/2010
Larkin, Cynthia	\$5.00	08/20/2010
Larkin, Cynthia	\$5.00	09/03/2010
Larkin, Cynthia	\$5.00	09/17/2010
Larkin, Cynthia	\$5.00	10/01/2010
Larkin, Cynthia	\$5.00	10/15/2010
Larkin, Cynthia	\$5.00	10/29/2010
Larkin, Cynthia	\$5.00	11/12/2010
Larkin, Cynthia	\$5.00	11/26/2010
Levy, Y annick	\$5.00	03/05/2010
Levy, Yannick	\$5.00	01/02/2009
Levy, Yannick	\$5.00	01/16/2009
Levy, Yannick	\$5.00	02/01/2009
Levy, Yannick	\$5.00	02/13/2009
Levy, Yannick	\$5.00	02/27/2009
Levy, Yannick	\$5.00	03/13/2009
LEVY, YANNICK	\$5.00	03/27/2009

**DISCLAIMER:** The information presented in the 2011 Biennial Report was taken directly from reports of receipts and expenditures filed by the candidates and political committees; afterward formatted into the applicable graphs and charts.

Contributor Name	Amount	Date of Receipt
<b>Individual</b>		
Levy, Yannick	\$5.00	04/10/2009
Levy, Yannick	\$5.00	04/24/2009
Levy, Yannick	\$5.00	05/08/2009
Levy, Yannick	\$5.00	05/22/2009
Levy, Yannick	\$5.00	06/05/2009
Levy, Yannick	\$5.00	06/19/2009
Levy, Yannick	\$5.00	07/03/2009
Levy, Yannick	\$5.00	07/17/2009
Levy, Yannick	\$5.00	08/01/2009
Levy, Yannick	\$5.00	08/07/2009
Levy, Yannick	\$5.00	08/07/2009
Levy, Yannick	\$5.00	08/21/2009
Levy, Yannick	\$5.00	09/04/2009
LEVY, YANNICK	\$5.00	09/18/2009
Levy, Yannick	\$5.00	10/02/2009
Levy, Yannick	\$5.00	10/16/2009
Levy, Yannick	\$5.00	10/30/2009
Levy, Yannick	\$5.00	11/13/2009
Levy, Yannick	\$5.00	11/27/2009
Levy, Yannick	\$5.00	12/11/2009
Levy, Yannick	\$5.00	12/24/2009
Levy, Yannick	\$5.00	01/08/2010
Levy, Yannick	\$5.00	01/22/2010
Levy, Yannick	\$5.00	01/22/2010
Levy, Yannick	\$5.00	02/05/2010
Levy, Yannick	\$5.00	02/19/2010
Levy, Yannick	\$5.00	04/02/2010
Levy, Yannick	\$5.00	04/16/2010
Levy, Yannick	\$5.00	04/30/2010
Levy, Yannick	\$5.00	05/14/2010
Levy, Yannick	\$5.00	05/28/2010
Levy, Yannick	\$5.00	06/11/2010
Levy, Yannick	\$5.00	06/25/2010
Levy, Yannick	\$5.00	07/09/2010
Levy, Yannick	\$5.00	07/23/2010
Levy, Yannick	\$5.00	10/29/2010

**DISCLAIMER:** The information presented in the 2011 Biennial Report was taken directly from reports of receipts and expenditures filed by the candidates and political committees; afterward formatted into the applicable graphs and charts.

Contributor Name	Amount	Date of Receipt
<b>Individual</b>		
Levy, Yannick	\$5.00	11/12/2010
LEVY, YANNICK	\$5.00	11/26/2010
Levy, Yannick	\$5.00	03/19/2010
Lloyd, C	\$25.00	01/02/2009
Lloyd, C	\$25.00	01/16/2009
Lloyd, C	\$25.00	02/01/2009
Lloyd, C	\$25.00	02/13/2009
Lloyd, C	\$25.00	02/27/2009
Lloyd, C	\$25.00	03/13/2009
Lloyd, C	\$25.00	03/27/2009
Lloyd, C	\$25.00	04/10/2009
Lloyd, C	\$25.00	04/24/2009
Lloyd, C	\$25.00	05/08/2009
Lloyd, C	\$25.00	05/22/2009
Lloyd, C	\$25.00	06/05/2009
Lloyd, C	\$25.00	06/19/2009
Lloyd, C	\$25.00	07/03/2009
Lloyd, C	\$25.00	07/17/2009
Lloyd, C	\$25.00	08/21/2009
Lloyd, C	\$25.00	09/04/2009
Lloyd, C	\$25.00	09/18/2009
Lloyd, C	\$25.00	10/02/2009
Lloyd, C	\$25.00	10/16/2009
Lloyd, C	\$25.00	10/30/2009
Lloyd, C	\$25.00	11/13/2009
Lloyd, C	\$25.00	11/13/2009
Lloyd, C	\$25.00	11/27/2009
Lloyd, C	\$25.00	11/27/2009
Lloyd, C	\$25.00	12/11/2009
Lloyd, C	\$25.00	12/24/2009
Lloyd, C	\$25.00	01/08/2010
Lloyd, C	\$25.00	01/22/2010
Lloyd, C	\$25.00	02/05/2010
Lloyd, C	\$25.00	02/19/2010
Lloyd, C	\$25.00	03/05/2010
Lloyd, C	\$25.00	03/19/2010

**DISCLAIMER:** The information presented in the 2011 Biennial Report was taken directly from reports of receipts and expenditures filed by the candidates and political committees; afterward formatted into the applicable graphs and charts.

Contributor Name	Amount	Date of Receipt
<b>Individual</b>		
Lloyd, C	\$25.00	04/02/2010
Lloyd, C	\$25.00	04/16/2010
Lloyd, C	\$25.00	04/30/2010
Lloyd, C	\$25.00	05/28/2010
Lloyd, C	\$25.00	05/28/2010
Lloyd, C	\$25.00	06/11/2010
Lloyd, C	\$25.00	06/23/2010
Lloyd, C	\$25.00	06/25/2010
Lloyd, C	\$25.00	07/09/2010
Lloyd, C	\$25.00	08/11/2010
Lloyd, C	\$25.00	08/20/2010
Lloyd, C	\$25.00	08/20/2010
Lloyd, C	\$25.00	09/17/2010
Lloyd, C	\$25.00	09/17/2010
Lloyd, C	\$25.00	10/01/2010
Lloyd, C	\$25.00	10/15/2010
Lloyd, C	\$25.00	10/29/2010
Lloyd, C	\$25.00	11/26/2010
Lloyd, C.	\$25.00	11/12/2010
Lloyd, Myrtle	\$5.00	01/02/2009
Lloyd, Myrtle	\$5.00	01/16/2009
Lloyd, Myrtle	\$5.00	02/01/2009
Lloyd, Myrtle	\$5.00	02/13/2009
Lloyd, Myrtle	\$5.00	02/27/2009
Lloyd, Myrtle	\$5.00	02/27/2009
Lloyd, Myrtle	\$5.00	03/13/2009
Lloyd, Myrtle	\$5.00	03/27/2009
Lloyd, Myrtle	\$5.00	04/01/2009
Lloyd, Myrtle	\$5.00	04/24/2009
Lloyd, Myrtle	\$5.00	05/08/2009
Lloyd, Myrtle	\$5.00	05/22/2009
Lloyd, Myrtle	\$5.00	06/05/2009
Lloyd, Myrtle	\$5.00	06/19/2009
Lloyd, Myrtle	\$5.00	07/03/2009
Lloyd, Myrtle	\$5.00	07/17/2009
Lloyd, Myrtle	\$5.00	08/07/2009

**DISCLAIMER:** The information presented in the 2011 Biennial Report was taken directly from reports of receipts and expenditures filed by the candidates and political committees; afterward formatted into the applicable graphs and charts.



Contributor Name	Amount	Date of Receipt
<b>Individual</b>		
Lloyd, Myrtle	\$5.00	08/21/2009
Lloyd, Myrtle	\$5.00	09/04/2009
Lloyd, Myrtle	\$5.00	10/02/2009
Lloyd, Myrtle	\$5.00	11/13/2009
Lloyd, Myrtle	\$5.00	11/27/2009
Lloyd, Myrtle	\$5.00	12/11/2009
Lloyd, Myrtle	\$5.00	12/24/2009
Lloyd, Myrtle	\$5.00	12/24/2009
Lloyd, Myrtle	\$5.00	01/08/2010
Lloyd, Myrtle	\$5.00	01/22/2010
Lloyd, Myrtle	\$5.00	02/05/2010
Lloyd, Myrtle	\$5.00	02/19/2010
Lloyd, Myrtle	\$5.00	03/05/2010
Lloyd, Myrtle	\$5.00	03/19/2010
Lloyd, Myrtle	\$5.00	04/02/2010
Lloyd, Myrtle	\$5.00	04/16/2010
Lloyd, Myrtle	\$5.00	04/30/2010
Lloyd, Myrtle	\$5.00	05/14/2010
Lloyd, Myrtle	\$5.00	05/28/2010
Lloyd, Myrtle	\$5.00	06/11/2010
Lloyd, Myrtle	\$5.00	06/25/2010
Lloyd, Myrtle	\$5.00	07/09/2010
Lloyd, Myrtle	\$5.00	07/23/2010
Lloyd, Myrtle	\$5.00	08/11/2010
Lloyd, Myrtle	\$5.00	08/20/2010
Lloyd, Myrtle	\$5.00	09/03/2010
Lloyd, Myrtle	\$5.00	09/17/2010
Lloyd, Myrtle	\$5.00	10/01/2010
Lloyd, Myrtle	\$5.00	10/15/2010
Lloyd, Myrtle	\$5.00	10/29/2010
Lloyd, Myrtle	\$5.00	11/12/2010
Lloyd, Myrtle	\$5.00	11/26/2010
MaGuire, Thomas	\$10.00	01/02/2009
MaGuire, Thomas	\$10.00	01/16/2009
Maguire, Thomas	\$10.00	02/01/2009
Maguire, Thomas	\$10.00	02/13/2009

**DISCLAIMER:** The information presented in the 2011 Biennial Report was taken directly from reports of receipts and expenditures filed by the candidates and political committees; afterward formatted into the applicable graphs and charts.

Contributor Name	Amount	Date of Receipt
<b>Individual</b>		
Maguire, Thomas	\$10.00	02/27/2009
Maguire, Thomas	\$10.00	03/13/2009
Maguire, Thomas	\$10.00	03/27/2009
Maguire, Thomas	\$10.00	04/10/2009
Maguire, Thomas	\$10.00	04/24/2009
Maguire, Thomas	\$10.00	05/08/2009
Maguire, Thomas	\$10.00	05/22/2009
Maguire, Thomas	\$10.00	06/05/2009
Maguire, Thomas	\$10.00	06/19/2009
Maguire, Thomas	\$10.00	07/03/2009
Maguire, Thomas	\$10.00	07/17/2009
Maguire, Thomas	\$10.00	08/01/2009
Maguire, Thomas	\$10.00	08/07/2009
Maguire, Thomas	\$10.00	08/21/2009
Maguire, Thomas	\$10.00	09/04/2009
Maguire, Thomas	\$10.00	09/18/2009
Maguire, Thomas	\$10.00	10/02/2009
Maguire, Thomas	\$10.00	10/16/2009
Maguire, Thomas	\$10.00	10/30/2009
Maguire, Thomas	\$10.00	11/27/2009
Maguire, Thomas	\$10.00	12/11/2009
Maguire, Thomas	\$10.00	12/24/2009
Maguire, Thomas	\$10.00	01/08/2010
Maguire, Thomas	\$10.00	01/22/2010
Maguire, Thomas	\$10.00	02/05/2010
Maguire, Thomas	\$10.00	02/19/2010
Maguire, Thomas	\$10.00	03/05/2010
Maguire, Thomas	\$10.00	03/19/2010
Maguire, Thomas	\$10.00	04/02/2010
Maguire, Thomas	\$10.00	04/30/2010
Maguire, Thomas	\$10.00	04/30/2010
Maguire, Thomas	\$10.00	05/14/2010
Maguire, Thomas	\$10.00	05/28/2010
Maguire, Thomas	\$10.00	06/11/2010
Maguire, Thomas	\$10.00	06/25/2010
Maguire, Thomas	\$10.00	07/09/2010

**DISCLAIMER:** The information presented in the 2011 Biennial Report was taken directly from reports of receipts and expenditures filed by the candidates and political committees; afterward formatted into the applicable graphs and charts.

Contributor Name	Amount	Date of Receipt
<b>Individual</b>		
Maguire, Thomas	\$10.00	07/23/2010
Maguire, Thomas	\$10.00	08/11/2010
Maguire, Thomas	\$10.00	08/20/2010
Maguire, Thomas	\$10.00	09/17/2010
Maguire, Thomas	\$10.00	10/01/2010
Maguire, Thomas	\$10.00	10/15/2010
Maguire, Thomas	\$10.00	10/29/2010
Maguire, Thomas	\$10.00	11/12/2010
Maguire, Thomas	\$10.00	11/26/2010
Masaki, Donne	\$7.50	02/01/2009
MASAKI, Donne	\$7.50	02/13/2009
Masaki, Donne	\$7.50	02/27/2009
Masaki, Donne	\$7.50	03/13/2009
MASAKI, Donne	\$7.50	03/27/2009
Masaki, Donne	\$7.50	04/10/2009
Masaki, Donne	\$7.50	04/24/2009
MASAKI, Donne	\$7.50	05/08/2009
Masaki, Donne	\$7.50	05/22/2009
Masaki, Donne	\$7.50	06/05/2009
Masaki, Donne	\$7.50	06/19/2009
Masaki, Donne	\$7.50	07/03/2009
Masaki, Donne	\$7.50	07/17/2009
Masaki, Donne	\$7.50	08/01/2009
Masaki, Donne	\$7.50	08/07/2009
Masaki, Donne	\$7.50	08/21/2009
Masaki, Donne	\$7.50	09/04/2009
Masaki, Donne	\$7.50	09/18/2009
Masaki, Donne	\$7.50	10/02/2009
Masaki, Donne	\$7.50	10/16/2009
Masaki, Donne	\$7.50	10/30/2009
Masaki, Donne	\$7.50	11/13/2009
Masaki, Donne	\$7.50	12/11/2009
Masaki, Donne	\$7.50	12/24/2009
Masaki, Donne	\$7.50	01/08/2010
Masaki, Donne	\$7.50	01/22/2010
Masaki, Donne	\$7.50	02/05/2010

**DISCLAIMER:** The information presented in the 2011 Biennial Report was taken directly from reports of receipts and expenditures filed by the candidates and political committees; afterward formatted into the applicable graphs and charts.

Contributor Name	Amount	Date of Receipt
<b>Individual</b>		
Masaki, Donne	\$7.50	03/05/2010
Masaki, Donne	\$7.50	03/05/2010
Masaki, Donne	\$7.50	03/19/2010
Masaki, Donne	\$7.50	04/02/2010
Masaki, Donne	\$7.50	04/16/2010
Masaki, Donne	\$7.50	04/30/2010
Masaki, Donne	\$7.50	05/14/2010
Masaki, Donne	\$7.50	05/28/2010
Masaki, Donne	\$7.50	06/11/2010
Masaki, Donne	\$7.50	06/25/2010
Masaki, Donne	\$7.50	07/09/2010
Masaki, Donne	\$7.50	07/23/2010
Masaki, Donne	\$7.50	08/11/2010
Masaki, Donne	\$7.50	08/20/2010
Masaki, Donne	\$7.50	09/03/2010
Masaki, Donne	\$7.50	09/17/2010
Masaki, Donne	\$7.50	10/01/2010
Masaki, Donne	\$7.50	10/15/2010
Masaki, Donne	\$7.50	10/29/2010
Masaki, Donne	\$7.50	11/12/2010
Masaki, Donne	\$7.50	11/26/2010
Masaki, Donnie	\$7.50	01/02/2009
Masaki, Donnie	\$7.50	01/16/2009
May, Dolores	\$25.00	01/02/2009
May, Dolores	\$25.00	01/16/2009
May, Dolores	\$25.00	02/01/2009
May, Dolores	\$25.00	02/13/2009
May, Dolores	\$25.00	02/27/2009
May, Dolores	\$25.00	03/13/2009
May, Dolores	\$25.00	03/27/2009
May, Dolores	\$25.00	04/10/2009
May, Dolores	\$25.00	04/24/2009
May, Dolores	\$25.00	05/08/2009
May, Dolores	\$25.00	05/22/2009
May, Dolores	\$25.00	06/05/2009
May, Dolores	\$25.00	06/19/2009

**DISCLAIMER:** The information presented in the 2011 Biennial Report was taken directly from reports of receipts and expenditures filed by the candidates and political committees; afterward formatted into the applicable graphs and charts.

Contributor Name	Amount	Date of Receipt
<b>Individual</b>		
May, Dolores	\$25.00	07/03/2009
May, Dolores	\$25.00	07/17/2009
May, Dolores	\$25.00	08/01/2009
May, Dolores	\$25.00	08/07/2009
May, Dolores	\$25.00	08/21/2009
May, Dolores	\$25.00	09/04/2009
McClure, Lynn	\$5.00	02/27/2009
McClure, Lynn	\$5.00	03/13/2009
McClure, Lynn	\$5.00	03/27/2009
McClure, Lynn	\$5.00	04/10/2009
McClure, Lynn	\$5.00	04/24/2009
McClure, Lynn	\$5.00	05/08/2009
McClure, Lynn	\$5.00	05/22/2009
McClure, Lynn	\$5.00	06/05/2009
McClure, Lynn	\$5.00	06/19/2009
McClure, Lynn	\$5.00	07/03/2009
McClure, Lynn	\$5.00	07/17/2009
McClure, Lynn	\$5.00	08/01/2009
McClure, Lynn	\$5.00	08/07/2009
McClure, Lynn	\$5.00	08/21/2009
McClure, Lynn	\$5.00	09/04/2009
McClure, Lynn	\$5.00	09/18/2009
McClure, Lynn	\$5.00	10/02/2009
McClure, Lynn	\$5.00	10/16/2009
McClure, Lynn	\$5.00	10/30/2009
McClure, Lynn	\$5.00	10/30/2009
McClure, Lynn	\$5.00	11/13/2009
McClure, Lynn	\$5.00	11/27/2009
McClure, Lynn	\$5.00	12/11/2009
McClure, Lynn	\$5.00	12/24/2009
McClure, Lynn	\$5.00	01/08/2010
McClure, Lynn	\$5.00	01/22/2010
McClure, Lynn	\$5.00	02/05/2010
McClure, Lynn	\$5.00	02/19/2010
McClure, Lynn	\$5.00	03/05/2010
McClure, Lynn	\$5.00	03/19/2010

**DISCLAIMER:** The information presented in the 2011 Biennial Report was taken directly from reports of receipts and expenditures filed by the candidates and political committees; afterward formatted into the applicable graphs and charts.

Contributor Name	Amount	Date of Receipt
<b>Individual</b>		
McClure, Lynn	\$5.00	04/02/2010
McClure, Lynn	\$5.00	04/16/2010
McClure, Lynn	\$5.00	04/30/2010
McClure, Lynn	\$5.00	05/14/2010
McClure, Lynn	\$5.00	05/14/2010
McClure, Lynn	\$5.00	06/11/2010
McClure, Lynn	\$5.00	06/25/2010
McClure, Lynn	\$5.00	07/09/2010
McClure, Lynn	\$5.00	07/23/2010
McClure, Lynn	\$5.00	08/11/2010
McClure, Lynn	\$5.00	08/20/2010
McClure, Lynn	\$5.00	09/03/2010
McClure, Lynn	\$5.00	09/17/2010
McClure, Lynn	\$5.00	10/01/2010
McClure, Lynn	\$5.00	10/15/2010
McClure, Lynn	\$5.00	10/29/2010
McClure, Lynn	\$5.00	11/12/2010
McClure, Lynn	\$5.00	11/26/2010
McCready, Magaret	\$25.00	05/22/2009
MCCready, Margaret	\$25.00	01/02/2009
MCCready, Margaret	\$25.00	01/16/2009
McCready, Margaret	\$25.00	02/01/2009
Mccready, Margaret	\$25.00	02/27/2009
Mccready, Margaret	\$25.00	03/13/2009
Mccready, Margaret	\$25.00	03/27/2009
Mccready, Margaret	\$25.00	04/10/2009
McCready, Margaret	\$25.00	04/24/2009
McCready, Margaret	\$25.00	05/08/2009
Mccready, Margaret	\$25.00	06/05/2009
Mccready, Margaret	\$25.00	06/19/2009
Mccready, Margaret	\$25.00	07/03/2009
McCready, Margaret	\$25.00	07/17/2009
Mccready, Margaret	\$25.00	08/01/2009
Mccready, Margaret	\$25.00	08/21/2009
Mccready, Margaret	\$25.00	09/04/2009
Mccready, Margaret	\$25.00	09/04/2009

**DISCLAIMER:** The information presented in the 2011 Biennial Report was taken directly from reports of receipts and expenditures filed by the candidates and political committees; afterward formatted into the applicable graphs and charts.

Contributor Name	Amount	Date of Receipt
<b>Individual</b>		
Mccready, Margaret	\$25.00	09/18/2009
Mccready, Margaret	\$25.00	10/02/2009
Mccready, Margaret	\$25.00	10/16/2009
Mccready, Margaret	\$25.00	10/30/2009
Mccready, Margaret	\$25.00	10/30/2009
Mccready, Margaret	\$25.00	11/13/2009
Mccready, Margaret	\$25.00	11/27/2009
Mccready, Margaret	\$25.00	12/11/2009
Mccready, Margaret	\$25.00	12/24/2009
Mccready, Margaret	\$25.00	01/08/2010
Mccready, Margaret	\$25.00	01/22/2010
Mccready, Margaret	\$25.00	02/05/2010
Mccready, Margaret	\$25.00	02/19/2010
Mccready, Margaret	\$25.00	03/05/2010
McCready, Margaret	\$25.00	03/19/2010
Mccready, Margaret	\$25.00	04/02/2010
Mccready, Margaret	\$25.00	04/16/2010
Mccready, Margaret	\$25.00	04/30/2010
Mccready, Margaret	\$25.00	05/14/2010
Mccready, Margaret	\$25.00	05/28/2010
Mccready, Margaret	\$25.00	06/11/2010
Mccready, Margaret	\$25.00	06/25/2010
Mccready, Margaret	\$25.00	07/09/2010
Mccready, Margaret	\$25.00	07/23/2010
Mccready, Margaret	\$25.00	08/11/2010
Mccready, Margaret	\$25.00	08/20/2010
Mccready, Margaret	\$25.00	09/17/2010
McCready, Margaret	\$25.00	10/15/2010
McCready, Margaret	\$25.00	10/29/2010
McCready, Margaret	\$25.00	11/12/2010
McCready, Margaret	\$25.00	11/26/2010
McCready, Margaret	\$25.00	02/13/2009
McCrorry, Karen	\$10.00	01/02/2009
McCrorry, Karen	\$10.00	01/16/2009
McCrorry, Karen	\$10.00	02/01/2009
McCrorry, Karen	\$10.00	02/13/2009

**DISCLAIMER:** The information presented in the 2011 Biennial Report was taken directly from reports of receipts and expenditures filed by the candidates and political committees; afterward formatted into the applicable graphs and charts.

Contributor Name	Amount	Date of Receipt
<b>Individual</b>		
McCrorry, Karen	\$10.00	02/27/2009
McCrorry, Karen	\$10.00	03/13/2009
McCrorry, Karen	\$10.00	03/27/2009
McCrorry, Karen	\$10.00	04/10/2009
McCrorry, Karen	\$10.00	04/24/2009
McCrorry, Karen	\$10.00	05/08/2009
McCrorry, Karen	\$10.00	05/22/2009
McCrorry, Karen	\$10.00	06/05/2009
McCrorry, Karen	\$10.00	06/19/2009
McCrorry, Karen	\$10.00	07/03/2009
McCrorry, Karen	\$10.00	07/17/2009
McCrorry, Karen	\$10.00	08/01/2009
McCrorry, Karen	\$10.00	08/07/2009
McCrorry, Karen	\$10.00	08/21/2009
McCrorry, Karen	\$10.00	09/04/2009
McCrorry, Karen	\$10.00	09/18/2009
McCrorry, Karen	\$10.00	10/02/2009
McCrorry, Karen	\$10.00	10/16/2009
McCrorry, Karen	\$10.00	10/30/2009
McCrorry, Karen	\$10.00	11/13/2009
McCrorry, Karen	\$10.00	11/27/2009
McCrorry, Karen	\$10.00	12/11/2009
McCrorry, Karen	\$10.00	12/24/2009
McCrorry, Karen	\$10.00	01/08/2010
McCrorry, Karen	\$10.00	01/22/2010
McCrorry, Karen	\$10.00	02/05/2010
McCrorry, Karen	\$10.00	02/19/2010
McCrorry, Karen	\$10.00	03/05/2010
McCrorry, Karen	\$10.00	03/19/2010
McCrorry, Karen	\$10.00	04/02/2010
McCrorry, Karen	\$10.00	04/16/2010
McCrorry, Karen	\$10.00	05/14/2010
McCrorry, Karen	\$10.00	05/14/2010
McCrorry, Karen	\$10.00	05/28/2010
McCrorry, Karen	\$10.00	05/28/2010
McCrorry, Karen	\$10.00	06/11/2010

**DISCLAIMER:** The information presented in the 2011 Biennial Report was taken directly from reports of receipts and expenditures filed by the candidates and political committees; afterward formatted into the applicable graphs and charts.



Contributor Name	Amount	Date of Receipt
<b>Individual</b>		
McCrorry, Karen	\$10.00	06/25/2010
McCrorry, Karen	\$10.00	07/09/2010
McCrorry, Karen	\$10.00	07/23/2010
McCrorry, Karen	\$10.00	08/11/2010
McCrorry, Karen	\$10.00	08/20/2010
McCrorry, Karen	\$10.00	08/20/2010
McCrorry, Karen	\$10.00	09/17/2010
McCrorry, Karen	\$10.00	09/17/2010
McCrorry, Karen	\$10.00	10/15/2010
McCrorry, Karen	\$10.00	10/29/2010
McCrorry, Karen	\$10.00	11/12/2010
McCrorry, Karen	\$10.00	11/26/2010
MCFadden, Edward	\$25.00	01/02/2009
MCFadden, Edward	\$25.00	01/16/2009
MCFadden, Edward	\$25.00	02/01/2009
MCFadden, Edward	\$25.00	02/13/2009
MCFadden, Edward	\$25.00	02/27/2009
MCFadden, Edward	\$25.00	03/13/2009
MCFadden, Edward	\$25.00	03/27/2009
MCFadden, Edward	\$25.00	04/10/2009
MCFadden, Edward	\$25.00	04/24/2009
MCFadden, Edward	\$25.00	05/08/2009
MCFadden, Edward	\$25.00	05/22/2009
MCFadden, Edward	\$25.00	06/05/2009
MCFadden, Edward	\$25.00	06/19/2009
MCFadden, Edward	\$25.00	07/03/2009
MCFadden, Edward	\$25.00	07/17/2009
MCFadden, Edward	\$25.00	08/01/2009
MCFadden, Edward	\$25.00	08/07/2009
MCFadden, Edward	\$25.00	08/21/2009
MCFadden, Edward	\$25.00	09/04/2009
MCFadden, Edward	\$25.00	09/18/2009
MCFadden, Edward	\$25.00	10/02/2009
MCFadden, Edward	\$25.00	10/16/2009
MCFadden, Edward	\$25.00	10/30/2009
MCFadden, Edward	\$25.00	11/13/2009

**DISCLAIMER:** The information presented in the 2011 Biennial Report was taken directly from reports of receipts and expenditures filed by the candidates and political committees; afterward formatted into the applicable graphs and charts.

Contributor Name	Amount	Date of Receipt
<b>Individual</b>		
McFadden, Edward	\$25.00	11/27/2009
McFadden, Edward	\$25.00	12/11/2009
McFadden, Edward	\$25.00	12/24/2009
McFadden, Edward	\$25.00	01/08/2010
McFadden, Edward	\$25.00	01/22/2010
McFadden, Edward	\$25.00	02/05/2010
McFadden, Edward	\$25.00	02/19/2010
McFadden, Edward	\$25.00	03/05/2010
McFadden, Edward	\$25.00	04/02/2010
McFadden, Edward	\$25.00	04/02/2010
McFadden, Edward	\$25.00	04/02/2010
McFadden, Edward	\$25.00	05/06/2010
McFadden, Edward	\$25.00	05/24/2010
McFadden, Edward	\$25.00	05/26/2010
McFadden, Edward	\$25.00	06/11/2010
McFadden, Edward	\$25.00	06/25/2010
McFadden, Edward	\$25.00	07/09/2010
McFadden, Edward	\$25.00	07/23/2010
McFadden, Edward	\$25.00	08/11/2010
McFadden, Edward	\$25.00	08/11/2010
McFadden, Edward	\$25.00	08/20/2010
McFadden, Edward	\$25.00	09/03/2010
McFadden, Edward	\$25.00	09/03/2010
McFadden, Edward	\$25.00	09/17/2010
McFadden, Edward	\$25.00	09/17/2010
McFadden, Edward	\$25.00	10/15/2010
McFadden, Edward	\$25.00	10/29/2010
McFadden, Edward	\$25.00	11/12/2010
McFadden, Edward	\$25.00	11/26/2010
MCIntosh, Joanna	\$25.00	01/02/2009
MCIntosh, Joanna	\$25.00	01/16/2009
McIntosh, Joanna	\$25.00	02/01/2009
McIntosh, Joanna	\$25.00	02/13/2009
McIntosh, Joanna	\$25.00	02/27/2009
MCINTOSH, JOANNA	\$25.00	03/13/2009
MCINTOSH, JOANNA	\$25.00	03/27/2009

**DISCLAIMER:** The information presented in the 2011 Biennial Report was taken directly from reports of receipts and expenditures filed by the candidates and political committees; afterward formatted into the applicable graphs and charts.

Contributor Name	Amount	Date of Receipt
<b>Individual</b>		
MCINTOSH, JOANNA	\$25.00	04/10/2009
MCINTOSH, JOANNA	\$25.00	04/24/2009
Mcintosh, Joanna	\$25.00	05/08/2009
Mcintosh, Joanna	\$25.00	05/22/2009
MCINTOSH, JOANNA	\$25.00	06/05/2009
MCINTOSH, JOANNA	\$25.00	06/05/2009
MCINTOSH, JOANNA	\$25.00	06/19/2009
MCINTOSH, JOANNA	\$25.00	07/03/2009
Mcintosh, Joanna	\$25.00	07/17/2009
MCINTOSH, JOANNA	\$25.00	08/01/2009
MCINTOSH, JOANNA	\$25.00	08/07/2009
MCINTOSH, JOANNA	\$25.00	08/21/2009
MCINTOSH, JOANNA	\$25.00	09/04/2009
MCINTOSH, JOANNA	\$25.00	09/18/2009
MCINTOSH, JOANNA	\$25.00	10/02/2009
MCINTOSH, JOANNA	\$25.00	10/16/2009
MCINTOSH, JOANNA	\$25.00	10/30/2009
MCINTOSH, JOANNA	\$25.00	11/13/2009
MCINTOSH, JOANNA	\$25.00	11/27/2009
MCINTOSH, JOANNA	\$25.00	12/11/2009
MCINTOSH, JOANNA	\$25.00	12/24/2009
MCINTOSH, JOANNA	\$25.00	01/08/2010
MCINTOSH, JOANNA	\$25.00	01/22/2010
MCINTOSH, JOANNA	\$25.00	02/05/2010
MCINTOSH, JOANNA	\$25.00	02/19/2010
MCINTOSH, JOANNA	\$25.00	03/05/2010
MCINTOSH, JOANNA	\$25.00	03/19/2010
MCINTOSH, JOANNA	\$25.00	04/02/2010
MCINTOSH, JOANNA	\$25.00	04/16/2010
MCINTOSH, JOANNA	\$25.00	04/30/2010
MCINTOSH, JOANNA	\$25.00	05/14/2010
MCINTOSH, JOANNA	\$25.00	05/28/2010
MCINTOSH, JOANNA	\$25.00	06/11/2010
MCINTOSH, JOANNA	\$25.00	06/25/2010
MCINTOSH, JOANNA	\$25.00	07/09/2010
MCINTOSH, JOANNA	\$25.00	07/23/2010

**DISCLAIMER:** The information presented in the 2011 Biennial Report was taken directly from reports of receipts and expenditures filed by the candidates and political committees; afterward formatted into the applicable graphs and charts.

Contributor Name	Amount	Date of Receipt
<b>Individual</b>		
MCINTOSH, JOANNA	\$25.00	08/20/2010
McIntosh, Joanna	\$25.00	09/03/2010
Mcintosh, Joanna	\$25.00	09/17/2010
MCINTOSH, JOANNA	\$25.00	10/01/2010
Mcintosh, Joanna	\$25.00	10/15/2010
Mcintosh, Joanna	\$25.00	10/29/2010
Mcintosh, Joanna	\$25.00	11/12/2010
Mcintosh, Joanna	\$25.00	11/26/2010
McLemon, Kevin	\$25.00	10/29/2010
MCLernon, Kevin	\$25.00	01/02/2009
MCLernon, Kevin	\$25.00	01/16/2009
McLernon, Kevin	\$25.00	02/01/2009
MCLERNON, KEVIN	\$25.00	02/13/2009
MCLERNON, KEVIN	\$25.00	02/27/2009
MCLERNON, KEVIN	\$25.00	03/13/2009
MCLERNON, KEVIN	\$25.00	03/27/2009
MCLERNON, KEVIN	\$25.00	04/10/2009
MCLERNON, KEVIN	\$25.00	04/10/2009
MCLERNON, KEVIN	\$25.00	04/24/2009
MCLERNON, KEVIN	\$25.00	05/08/2009
MCLERNON, KEVIN	\$25.00	05/22/2009
MCLERNON, KEVIN	\$25.00	06/05/2009
MCLERNON, KEVIN	\$25.00	06/05/2009
MCLERNON, KEVIN	\$25.00	07/03/2009
MCLERNON, KEVIN	\$25.00	07/17/2009
MCLERNON, KEVIN	\$25.00	08/01/2009
McLernon, Kevin	\$25.00	08/07/2009
MCLERNON, KEVIN	\$25.00	08/21/2009
MCLERNON, KEVIN	\$25.00	09/04/2009
MCLERNON, KEVIN	\$25.00	09/18/2009
MCLERNON, KEVIN	\$25.00	10/02/2009
MCLERNON, KEVIN	\$25.00	10/16/2009
MCLERNON, KEVIN	\$25.00	10/30/2009
MCLERNON, KEVIN	\$25.00	11/13/2009
MCLERNON, KEVIN	\$25.00	11/27/2009
MCLERNON, KEVIN	\$25.00	12/11/2009

**DISCLAIMER:** The information presented in the 2011 Biennial Report was taken directly from reports of receipts and expenditures filed by the candidates and political committees; afterward formatted into the applicable graphs and charts.

Contributor Name	Amount	Date of Receipt
<b>Individual</b>		
MCLERNON, KEVIN	\$25.00	12/24/2009
MCLERNON, KEVIN	\$25.00	12/24/2009
McLernon, Kevin	\$25.00	01/22/2010
MCLERNON, KEVIN	\$25.00	02/05/2010
MCLERNON, KEVIN	\$25.00	02/19/2010
MCLERNON, KEVIN	\$25.00	03/05/2010
MCLERNON, KEVIN	\$25.00	03/19/2010
MCLERNON, KEVIN	\$25.00	04/02/2010
McLernon, Kevin	\$25.00	04/02/2010
McLernon, Kevin	\$25.00	04/02/2010
MCLERNON, KEVIN	\$25.00	05/14/2010
McLernon, Kevin	\$25.00	05/14/2010
MCLERNON, KEVIN	\$25.00	06/11/2010
MCLERNON, KEVIN	\$25.00	06/25/2010
MCLERNON, KEVIN	\$25.00	07/09/2010
MCLERNON, KEVIN	\$25.00	07/23/2010
MCLERNON, KEVIN	\$25.00	08/11/2010
MCLERNON, KEVIN	\$25.00	08/20/2010
MCLERNON, KEVIN	\$25.00	09/03/2010
McLernon, Kevin	\$25.00	09/17/2010
MCLERNON, KEVIN	\$25.00	10/01/2010
McLernon, Kevin	\$25.00	10/15/2010
MCLERNON, KEVIN	\$25.00	11/12/2010
MCLERNON, KEVIN	\$25.00	11/26/2010
Mekelburg, Andrew	\$5.00	01/02/2009
Mekelburg, Andrew	\$5.00	01/16/2009
Mekelburg, Andrew	\$5.00	02/01/2009
Mekelburg, Andrew	\$5.00	02/13/2009
Mekelburg, Andrew	\$5.00	02/27/2009
Mekelburg, Andrew	\$5.00	03/13/2009
Mekelburg, Andrew	\$5.00	03/27/2009
Mekelburg, Andrew	\$5.00	04/10/2009
Mekelburg, Andrew	\$5.00	04/24/2009
Mekelburg, Andrew	\$5.00	05/08/2009
Mekelburg, Andrew	\$5.00	05/22/2009
Mekelburg, Andrew	\$5.00	06/05/2009

**DISCLAIMER:** The information presented in the 2011 Biennial Report was taken directly from reports of receipts and expenditures filed by the candidates and political committees; afterward formatted into the applicable graphs and charts.

Contributor Name	Amount	Date of Receipt
<b>Individual</b>		
Mekelburg, Andrew	\$5.00	06/19/2009
Mekelburg, Andrew	\$5.00	07/03/2009
Mekelburg, Andrew	\$5.00	07/03/2009
Mekelburg, Andrew	\$5.00	07/17/2009
Mekelburg, Andrew	\$5.00	08/01/2009
Mekelburg, Andrew	\$5.00	08/07/2009
Mekelburg, Andrew	\$5.00	08/21/2009
Mekelburg, Andrew	\$5.00	09/04/2009
Mekelburg, Andrew	\$5.00	09/18/2009
Mekelburg, Andrew	\$5.00	10/02/2009
Mekelburg, Andrew	\$5.00	10/16/2009
Mekelburg, Andrew	\$5.00	10/30/2009
Mekelburg, Andrew	\$5.00	11/13/2009
Mekelburg, Andrew	\$5.00	11/27/2009
Mekelburg, Andrew	\$5.00	12/11/2009
Mekelburg, Andrew	\$5.00	12/24/2009
Mekelburg, Andrew	\$5.00	01/08/2010
Mekelburg, Andrew	\$5.00	01/08/2010
Mekelburg, Andrew	\$5.00	01/22/2010
Mekelburg, Andrew	\$5.00	02/05/2010
Mekelburg, Andrew	\$5.00	02/19/2010
Mekelburg, Andrew	\$5.00	03/05/2010
Mekelburg, Andrew	\$5.00	03/19/2010
Mekelburg, Andrew	\$5.00	04/02/2010
Mekelburg, Andrew	\$5.00	04/16/2010
Mekelburg, Andrew	\$5.00	04/16/2010
Mekelburg, Andrew	\$5.00	04/30/2010
Mekelburg, Andrew	\$5.00	05/14/2010
Mekelburg, Andrew	\$5.00	06/11/2010
Mekelburg, Andrew	\$5.00	06/25/2010
Mekelburg, Andrew	\$5.00	07/09/2010
Mekelburg, Andrew	\$5.00	07/23/2010
Mekelburg, Andrew	\$5.00	08/11/2010
Mekelburg, Andrew	\$5.00	08/20/2010
Mekelburg, Andrew	\$5.00	09/03/2010
Mekelburg, Andrew	\$5.00	09/17/2010

**DISCLAIMER:** The information presented in the 2011 Biennial Report was taken directly from reports of receipts and expenditures filed by the candidates and political committees; afterward formatted into the applicable graphs and charts.

Contributor Name	Amount	Date of Receipt
<b>Individual</b>		
Mekelburg, Andrew	\$5.00	10/01/2010
Mekelburg, Andrew	\$5.00	10/15/2010
Mekelburg, Andrew	\$5.00	10/29/2010
Mekelburg, Andrew	\$5.00	11/12/2010
Mekelburg, Andrew	\$5.00	11/26/2010
Palcic, Catherine	\$5.00	01/02/2009
Palcic, Catherine	\$5.00	01/19/2009
Palcic, Catherine	\$5.00	02/01/2009
Palcic, Catherine	\$5.00	02/13/2009
Palcic, Catherine	\$5.00	02/27/2009
Palcic, Catherine	\$5.00	03/13/2009
Palcic, Catherine	\$5.00	03/27/2009
Palcic, Catherine	\$5.00	04/10/2009
Palcic, Catherine	\$5.00	04/24/2009
Palcic, Catherine	\$5.00	05/08/2009
Palcic, Catherine	\$5.00	05/22/2009
Palcic, Catherine	\$5.00	06/05/2009
Palcic, Catherine	\$5.00	06/19/2009
Palcic, Catherine	\$5.00	07/03/2009
Palcic, Catherine	\$5.00	07/17/2009
Pel, Angela	\$25.00	07/09/2010
Peluso, Angela	\$25.00	06/19/2009
Peluso, Angeal	\$25.00	10/30/2009
Peluso, Angela	\$25.00	02/27/2009
Peluso, Angela	\$25.00	03/13/2009
Peluso, Angela	\$25.00	03/27/2009
Peluso, Angela	\$25.00	04/10/2009
Peluso, Angela	\$25.00	04/24/2009
Peluso, Angela	\$25.00	05/08/2009
Peluso, Angela	\$25.00	05/22/2009
Peluso, Angela	\$25.00	06/05/2009
Peluso, Angela	\$25.00	07/03/2009
Peluso, Angela	\$25.00	07/17/2009
Peluso, Angela	\$25.00	08/01/2009
Peluso, Angela	\$25.00	08/21/2009
Peluso, Angela	\$25.00	09/04/2009

**DISCLAIMER:** The information presented in the 2011 Biennial Report was taken directly from reports of receipts and expenditures filed by the candidates and political committees; afterward formatted into the applicable graphs and charts.

Contributor Name	Amount	Date of Receipt
<b>Individual</b>		
Peluso, Angela	\$25.00	09/18/2009
Peluso, Angela	\$25.00	09/18/2009
Peluso, Angela	\$25.00	10/02/2009
Peluso, Angela	\$25.00	10/16/2009
Peluso, Angela	\$25.00	11/13/2009
Peluso, Angela	\$25.00	11/27/2009
Peluso, Angela	\$25.00	12/11/2009
Peluso, Angela	\$25.00	12/24/2009
Peluso, Angela	\$25.00	01/08/2010
Peluso, Angela	\$25.00	01/22/2010
Peluso, Angela	\$25.00	02/05/2010
Peluso, Angela	\$25.00	02/19/2010
Peluso, Angela	\$25.00	03/05/2010
Peluso, Angela	\$25.00	03/19/2010
Peluso, Angela	\$25.00	04/02/2010
Peluso, Angela	\$25.00	04/16/2010
Peluso, Angela	\$25.00	04/30/2010
Peluso, Angela	\$25.00	05/14/2010
Peluso, Angela	\$25.00	05/28/2010
Peluso, Angela	\$25.00	06/11/2010
Peluso, Angela	\$25.00	06/25/2010
Peluso, Angela	\$25.00	07/23/2010
Peluso, Angela	\$25.00	08/20/2010
Peluso, Angela	\$25.00	09/17/2010
Peluso, Angela	\$25.00	10/01/2010
Peluso, Angela	\$25.00	10/15/2010
Peluso, Angela	\$25.00	10/29/2010
Peluso, Angela	\$25.00	11/12/2010
Peluso, Angela	\$25.00	11/26/2010
Plumb, Lawrence	\$25.00	01/02/2009
Plumb, Lawrence	\$25.00	01/16/2009
Plumb, Lawrence	\$25.00	02/01/2009
Plumb, Lawrence	\$25.00	02/13/2009
Plumb, Lawrence	\$25.00	02/27/2009
Plumb, Lawrence	\$25.00	03/13/2009
Plumb, Lawrence	\$25.00	03/27/2009

**DISCLAIMER:** The information presented in the 2011 Biennial Report was taken directly from reports of receipts and expenditures filed by the candidates and political committees; afterward formatted into the applicable graphs and charts.



Contributor Name	Amount	Date of Receipt
<b>Individual</b>		
Plumb, Lawrence	\$25.00	04/24/2009
Plumb, Lawrence	\$25.00	05/08/2009
Plumb, Lawrence	\$25.00	05/22/2009
Plumb, Lawrence	\$25.00	06/05/2009
Plumb, Lawrence	\$25.00	06/19/2009
Plumb, Lawrence	\$25.00	07/03/2009
Plumb, Lawrence	\$25.00	07/17/2009
Plumb, Lawrence	\$25.00	08/01/2009
Plumb, Lawrence	\$25.00	08/07/2009
Plumb, Lawrence	\$25.00	08/21/2009
Plumb, Lawrence	\$25.00	09/04/2009
Plumb, Lawrence	\$25.00	09/18/2009
Plumb, Lawrence	\$25.00	10/02/2009
Plumb, Lawrence	\$25.00	10/16/2009
Plumb, Lawrence	\$25.00	10/30/2009
Plumb, Lawrence	\$25.00	11/13/2009
Plumb, Lawrence	\$25.00	11/27/2009
Plumb, Lawrence	\$25.00	12/11/2009
Plumb, Lawrence	\$25.00	12/24/2009
Plumb, Lawrence	\$25.00	01/08/2010
Plumb, Lawrence	\$25.00	01/22/2010
Plumb, Lawrence	\$25.00	02/05/2010
Plumb, Lawrence	\$25.00	02/19/2010
Plumb, Lawrence	\$25.00	03/05/2010
Plumb, Lawrence	\$25.00	03/19/2010
Plumb, Lawrence	\$25.00	04/02/2010
Plumb, Lawrence	\$25.00	04/16/2010
Plumb, Lawrence	\$25.00	04/30/2010
Plumb, Lawrence	\$25.00	05/14/2010
Plumb, Lawrence	\$25.00	05/28/2010
Plumb, Lawrence	\$25.00	06/11/2010
Plumb, Lawrence	\$25.00	06/25/2010
Plumb, Lawrence	\$25.00	07/09/2010
Plumb, Lawrence	\$25.00	07/23/2010
Plumb, Lawrence	\$25.00	08/11/2010
Plumb, Lawrence	\$25.00	08/20/2010

**DISCLAIMER:** The information presented in the 2011 Biennial Report was taken directly from reports of receipts and expenditures filed by the candidates and political committees; afterward formatted into the applicable graphs and charts.

Contributor Name	Amount	Date of Receipt
<b>Individual</b>		
Plumb, Lawrence	\$25.00	08/20/2010
Plumb, Lawrence	\$25.00	09/03/2010
Plumb, Lawrence	\$25.00	10/01/2010
Plumb, Lawrence	\$25.00	10/15/2010
Plumb, Lawrence	\$25.00	10/29/2010
Plumb, Lawrence	\$25.00	11/26/2010
Plumb, Lawrence	\$25.00	11/26/2010
Pourdastan, Mahasti	\$25.00	01/02/2009
Randolph, William	\$7.00	04/10/2009
Randolph, William	\$7.00	01/02/2009
Randolph, William	\$7.00	01/16/2009
Randolph, William	\$7.00	02/01/2009
Randolph, William	\$7.00	02/13/2009
Randolph, William	\$7.00	02/27/2009
Randolph, William	\$7.00	03/13/2009
Randolph, William	\$7.00	03/27/2009
Randolph, William	\$7.00	04/24/2009
Randolph, William	\$7.00	05/08/2009
Randolph, William	\$7.00	05/22/2009
Randolph, William	\$7.00	06/05/2009
Randolph, William	\$7.00	06/19/2009
Randolph, William	\$7.00	07/03/2009
Randolph, William	\$7.00	07/17/2009
Randolph, William	\$7.00	08/01/2009
Randolph, William	\$7.00	08/07/2009
Randolph, William	\$7.00	08/21/2009
Randolph, William	\$7.00	09/04/2009
Randolph, William	\$7.00	09/18/2009
Randolph, William	\$7.00	10/02/2009
Randolph, William	\$7.00	10/16/2009
Randolph, William	\$7.00	10/30/2009
Randolph, William	\$7.00	11/13/2009
Randolph, William	\$7.00	11/27/2009
Rice, Brian	\$25.00	03/05/2010
Rice, Brian	\$25.00	03/19/2010
Rice, Brian	\$25.00	03/19/2010

**DISCLAIMER:** The information presented in the 2011 Biennial Report was taken directly from reports of receipts and expenditures filed by the candidates and political committees; afterward formatted into the applicable graphs and charts.

Contributor Name	Amount	Date of Receipt
<b>Individual</b>		
Rice, Brian	\$25.00	04/16/2010
Rice, Brian	\$25.00	04/22/2010
Rice, Brian	\$25.00	05/14/2010
Rice, Brian	\$25.00	05/28/2010
Rice, Brian	\$25.00	06/11/2010
Rice, Brian	\$25.00	06/25/2010
Rice, Brian	\$25.00	07/09/2010
Rice, Brian	\$25.00	07/23/2010
Rice, Brian	\$25.00	08/11/2010
Rice, Brian	\$25.00	09/03/2010
Rice, Brian	\$25.00	09/17/2010
Rice, Brian	\$25.00	10/01/2010
Rice, Brian	\$25.00	10/15/2010
Rice, Brian	\$25.00	10/29/2010
Rice, Brian	\$25.00	11/12/2010
Rice, Brian	\$25.00	11/26/2010
Robinette, Shelley	\$10.00	01/02/2009
Robinette, Shelley	\$10.00	01/16/2009
Robinette, Shelley	\$10.00	02/01/2009
Robinette, Shelley	\$10.00	02/13/2009
Robinette, Shelley	\$10.00	02/27/2009
Robinette, Shelley	\$10.00	03/13/2009
Robinette, Shelley	\$10.00	03/27/2009
Robinette, Shelley	\$10.00	04/10/2009
Robinette, Shelley	\$10.00	04/24/2009
Robinette, Shelley	\$10.00	05/08/2009
Robinette, Shelley	\$10.00	05/22/2009
Robinette, Shelley	\$10.00	06/05/2009
Robinette, Shelley	\$10.00	06/19/2009
Robinette, Shelley	\$10.00	07/03/2009
Robinette, Shelley	\$10.00	07/17/2009
Robinette, Shelley	\$10.00	08/01/2009
Robinette, Shelley	\$10.00	08/01/2009
Robinette, Shelley	\$10.00	08/07/2009
Robinette, Shelley	\$10.00	08/21/2009
Robinette, Shelley	\$10.00	09/04/2009

**DISCLAIMER:** The information presented in the 2011 Biennial Report was taken directly from reports of receipts and expenditures filed by the candidates and political committees; afterward formatted into the applicable graphs and charts.

Contributor Name	Amount	Date of Receipt
<b>Individual</b>		
Robinette, Shelley	\$10.00	09/18/2009
Robinette, Shelley	\$10.00	10/02/2009
Robinette, Shelley	\$10.00	10/16/2009
Robinette, Shelley	\$10.00	10/30/2009
Robinette, Shelley	\$10.00	11/13/2009
Robinette, Shelley	\$10.00	11/27/2009
Robinette, Shelley	\$10.00	12/11/2009
Robinette, Shelley	\$10.00	12/24/2009
Robinette, Shelley	\$10.00	01/08/2010
Robinette, Shelley	\$10.00	01/22/2010
Robinette, Shelley	\$10.00	02/05/2010
Robinette, Shelley	\$10.00	02/19/2010
Robinette, Shelley	\$10.00	03/05/2010
Robinette, Shelley	\$10.00	04/02/2010
Robinette, Shelley	\$10.00	04/16/2010
Robinette, Shelley	\$10.00	05/14/2010
Robinette, Shelley	\$10.00	05/28/2010
Robinette, Shelley	\$10.00	06/11/2010
Robinette, Shelley	\$10.00	06/25/2010
Robinette, Shelley	\$10.00	07/09/2010
Robinette, Shelley	\$10.00	07/23/2010
Robinette, Shelley	\$10.00	08/11/2010
Robinette, Shelley	\$10.00	08/20/2010
Robinette, Shelley	\$10.00	09/03/2010
Robinette, Shelley	\$10.00	09/17/2010
Robinette, Shelley	\$10.00	10/01/2010
Robinette, Shelley	\$10.00	10/15/2010
Robinette, Shelley	\$10.00	11/12/2010
Robinette, Shelley	\$10.00	11/26/2010
Robinette, Shelley	\$10.00	11/26/2010
Robinette, Shelly	\$10.00	03/19/2010
Robinette, Shelly	\$10.00	04/30/2010
Senn, S	\$50.00	02/01/2009
Senn, W	\$50.00	02/13/2009
Senn, W	\$50.00	02/27/2009
Senn, W	\$50.00	03/13/2009

**DISCLAIMER:** The information presented in the 2011 Biennial Report was taken directly from reports of receipts and expenditures filed by the candidates and political committees; afterward formatted into the applicable graphs and charts.

Contributor Name	Amount	Date of Receipt
<b>Individual</b>		
Senn, W	\$50.00	03/27/2009
Senn, W	\$50.00	04/10/2009
Senn, W	\$50.00	04/24/2009
Senn, W	\$50.00	08/01/2009
Senn, W	\$50.00	08/07/2009
Senn, W	\$50.00	08/21/2009
Senn, W	\$50.00	09/04/2009
Senn, W	\$50.00	09/18/2009
Senn, W	\$50.00	10/02/2009
Senn, W	\$50.00	10/16/2009
Senn, W	\$50.00	10/30/2009
Senn, W	\$50.00	11/13/2009
Senn, W	\$50.00	12/11/2009
Senn, W	\$50.00	01/08/2010
Senn, W	\$50.00	01/22/2010
Senn, W	\$50.00	01/27/2010
Senn, W	\$50.00	02/05/2010
Senn, W	\$50.00	02/19/2010
Senn, W	\$50.00	03/05/2010
Senn, W	\$50.00	03/19/2010
Senn, W	\$50.00	04/02/2010
Senn, W	\$50.00	04/02/2010
Senn, W	\$50.00	05/14/2010
Senn, W	\$50.00	05/14/2010
Senn, W	\$50.00	05/28/2010
Senn, W	\$50.00	07/23/2010
Senn, W	\$50.00	08/20/2010
Senn, W	\$50.00	09/03/2010
Senn, W	\$50.00	09/17/2010
Senn, W	\$50.00	10/01/2010
Senn, W	\$50.00	11/12/2010
Senn, W	\$50.00	11/26/2010
Senn, W.	\$50.00	05/08/2009
Senn, W.	\$50.00	05/22/2009
Senn, W.	\$50.00	06/05/2009
Senn, W.	\$50.00	06/19/2009

**DISCLAIMER:** The information presented in the 2011 Biennial Report was taken directly from reports of receipts and expenditures filed by the candidates and political committees; afterward formatted into the applicable graphs and charts.

Contributor Name	Amount	Date of Receipt
<b>Individual</b>		
Senn, W.	\$50.00	07/03/2009
Senn, W.	\$50.00	07/17/2009
Senn, W.	\$50.00	06/11/2010
Senn, W.	\$50.00	06/25/2010
Senn, W.	\$50.00	07/09/2010
Senn, W.	\$50.00	10/15/2010
Senn, W.	\$50.00	10/29/2010
Senn, William	\$50.00	01/02/2009
Senn, William	\$50.00	01/16/2009
Skoloda, Joey	\$2.50	01/02/2009
Skoloda, Joey	\$2.50	01/16/2009
Skoloda, Joey	\$2.50	02/01/2009
Skoloda, Joey	\$2.50	02/13/2009
Skoloda, Joey	\$2.50	02/27/2009
Skoloda, Joey	\$2.50	03/13/2009
Skoloda, Joey	\$2.50	03/27/2009
Skoloda, Joey	\$2.50	04/10/2009
Skoloda, Joey	\$2.50	04/24/2009
Skoloda, Joey	\$2.50	05/08/2009
Skoloda, Joey	\$2.50	05/22/2009
Skoloda, Joey	\$2.50	06/05/2009
Skoloda, Joey	\$2.50	06/19/2009
Skoloda, Joey	\$2.50	07/03/2009
Skoloda, Joey	\$2.50	07/17/2009
Skoloda, Joey	\$1.24	08/01/2009
Smith, Handel	\$7.50	01/02/2009
Smith, Handel	\$7.50	01/16/2009
Smith, Handel	\$7.50	02/01/2009
Smith, Handel	\$7.50	02/27/2009
Smith, Handel	\$7.50	03/13/2009
Smith, Handel	\$7.50	03/27/2009
Smith, Handel	\$7.50	04/10/2009
Smith, Handel	\$7.50	04/24/2009
Smith, Handel	\$7.50	05/08/2009
Smith, Handel	\$7.50	05/22/2009
Smith, Handel	\$7.50	05/22/2009

**DISCLAIMER:** The information presented in the 2011 Biennial Report was taken directly from reports of receipts and expenditures filed by the candidates and political committees; afterward formatted into the applicable graphs and charts.

Contributor Name	Amount	Date of Receipt
<b>Individual</b>		
Smith, Handel	\$7.50	06/05/2009
Smith, Handel	\$7.50	06/19/2009
Smith, Handel	\$7.50	07/03/2009
Smith, Handel	\$7.50	07/17/2009
Smith, Handel	\$7.50	08/01/2009
Smith, Handel	\$7.50	08/07/2009
Smith, Handel	\$7.50	08/21/2009
Smith, Handel	\$7.50	09/04/2009
Smith, Handel	\$7.50	09/18/2009
Smith, Handel	\$7.50	10/02/2009
Smith, Handel	\$7.50	10/16/2009
Smith, Handel	\$7.50	10/30/2009
Smith, Handel	\$7.50	11/13/2009
Smith, Handel	\$7.50	11/27/2009
Smith, Handel	\$7.50	12/11/2009
Smith, Handel	\$7.50	12/24/2009
Smith, Handel	\$7.50	01/08/2010
Smith, Handel	\$7.50	01/22/2010
Smith, Handel	\$7.50	02/05/2010
Smith, Handel	\$7.50	02/19/2010
Smith, Handel	\$7.50	03/05/2010
Smith, Handel	\$7.50	03/19/2010
Smith, Handel	\$7.50	04/02/2010
Smith, Handel	\$7.50	04/16/2010
Smith, Handel	\$7.50	04/30/2010
Smith, Handel	\$7.50	05/14/2010
Smith, Handel	\$7.50	05/28/2010
Smith, Handel	\$7.50	06/11/2010
Smith, Handel	\$7.50	06/25/2010
Smith, Handel	\$7.50	07/09/2010
Smith, Handel	\$7.50	07/23/2010
Smith, Handel	\$7.50	08/20/2010
Smith, Handel	\$7.50	09/03/2010
Smith, Handel	\$7.50	09/17/2010
Smith, Handel	\$7.50	09/17/2010
Smith, Handel	\$7.50	10/01/2010

**DISCLAIMER:** The information presented in the 2011 Biennial Report was taken directly from reports of receipts and expenditures filed by the candidates and political committees; afterward formatted into the applicable graphs and charts.


Contributor Name	Amount	Date of Receipt
<b>Individual</b>		
Smith, Handel	\$7.50	10/15/2010
Smith, Handel	\$7.50	10/29/2010
Smith, Handel	\$7.50	11/12/2010
Smith, Handel	\$7.50	11/26/2010
Stevenson, Michael	\$5.00	01/02/2009
Stevenson, Michael	\$5.00	01/16/2009
Stevenson, Michael	\$5.00	02/01/2009
Stevenson, Michael	\$5.00	02/13/2009
Stevenson, Michael	\$5.00	02/27/2009
Stevenson, Michael	\$5.00	03/13/2009
Stevenson, Michael	\$5.00	03/27/2009
Stevenson, Michael	\$5.00	04/10/2009
Stevenson, Michael	\$5.00	04/24/2009
Stevenson, Michael	\$5.00	05/08/2009
Stevenson, Michael	\$5.00	05/22/2009
Stevenson, Michael	\$5.00	06/05/2009
Stevenson, Michael	\$5.00	06/19/2009
Stevenson, Michael	\$5.00	07/17/2009
Stevenson, Michael	\$5.00	08/01/2009
Stevenson, Michael	\$5.00	08/07/2009
Stevenson, Michael	\$5.00	08/21/2009
Taylor, Craig	\$25.00	09/17/2010
Taylor, Craig	\$25.00	10/01/2010
Turner, James	\$25.00	04/02/2010
Turner, James	\$25.00	04/16/2010
Turner, James	\$25.00	04/16/2010
Turner, James	\$25.00	05/14/2010
Velez, Mario Acosta-	\$15.00	08/11/2010
Velez, Mario Acosta-	\$15.00	08/20/2010
Velez, Mario Acosta-	\$15.00	09/03/2010
	<b>Subtotal</b>	<b>\$30,493.00</b>
	<b>Percentage of Total Contributions</b>	<b>100.00%</b>
	<b>Total</b>	<b>\$30,493.00</b>

**DISCLAIMER:** The information presented in the 2011 Biennial Report was taken directly from reports of receipts and expenditures filed by the candidates and political committees; afterward formatted into the applicable graphs and charts.



**DC OFFICE OF CAMPAIGN FINANCE**  
**2011 Biennial Report - Political Action Committees**

**Summary of Contributions by Amount for  
Verizon Communications Inc. Good Government Club**



Contributions Greater than or equal to \$100 but less than \$250	0.3%
Contributions Less than \$100	99.7%
Total:	100.0%

Note: This Graph depicts the summary of the contributions dollar amount reported by the Verizon Communications Inc. Good Government Club Principal Campaign Committee

The contributions are presented in percentage terms in dollar amount, by the size of the contribution, including contribution greater than \$2000; contributions greater than or equal to \$1000 but less than or equal to \$2000; contributions greater than or equal to \$500 but less than or equal to \$1000; contributions greater than or equal to \$250 but less than or equal to \$500; contributions greater than or equal to \$100 but less than or equal to \$250; and contributions less than \$100.

**DISCLAIMER:** The information presented in the 2011 Biennial Report was taken directly from reports of receipts and expenditures filed by the candidates and political committees; afterward formatted into the applicable graphs and charts.

**Summary of Contributions by Amount for  
Verizon Communications Inc. Good Government Club**

<b>Denomination Type</b>	<b>Amount Received</b>
Contributions greater than or equal to \$100 but less than \$250	<b>\$100.00</b>
Contributions less than \$100	<b>\$30,393.00</b>
<b>Grand Total</b>	<b>\$30,493.00</b>

**DISCLAIMER:** The information presented in the 2011 Biennial Report was taken directly from reports of receipts and expenditures filed by the candidates and political committees; afterward formatted into the applicable graphs and charts.

## Detailed Summary of Contributions by Amount for Verizon Communications Inc. Good Government Club

Denomination Type	Name	Received
Contributions greater than or equal to \$100 but less than \$250	Cunningham, Erica	<b>\$100.00</b>
	Total	<b>\$100.00</b>
Contributions less than \$100	Acosta-Velez, Mario	<b>\$15.00</b>
	Acosta-Velez, Mario	<b>\$15.00</b>
	Acosta-Velez, Mario	<b>\$15.00</b>
	Acosta-Velez, Mario	<b>\$15.00</b>
	Acosta-Velez, Mario	<b>\$15.00</b>
	Acosta-Velez, Mario	<b>\$15.00</b>
	Acosta-Velez, Mario	<b>\$15.00</b>
	Acosta-Velez, Mario	<b>\$15.00</b>
	Ambrose, J.	<b>\$25.00</b>
	Ambrose, J	<b>\$25.00</b>
	Ambrose, J	<b>\$25.00</b>
	Ambrose, J	<b>\$25.00</b>
	Ambrose, J	<b>\$25.00</b>
	Ambrose, J	<b>\$25.00</b>
	Ambrose, J	<b>\$25.00</b>
	Ambrose, J	<b>\$25.00</b>
	Ambrose, J	<b>\$25.00</b>
	Ambrose, J	<b>\$25.00</b>
	Ambrose, J	<b>\$25.00</b>
	Ambrose, J	<b>\$25.00</b>
	Ambrose, J	<b>\$25.00</b>
	Ambrose, J	<b>\$25.00</b>

**DISCLAIMER:** The information presented in the 2011 Biennial Report was taken directly from reports of receipts and expenditures filed by the candidates and political committees; afterward formatted into the applicable graphs and charts.

Contributions less than \$100	Ambrose, J	\$25.00
	Ambrose, J	\$25.00
	Ambrose, J	\$25.00
	Ambrose, J	\$25.00
	Ambrose, J	\$25.00
	Ambrose, J	\$25.00
	Ambrose, J	\$25.00
	Ambrose, J	\$25.00
	Ambrose, J	\$25.00
	Ambrose, J	\$25.00
	Ambrose, J	\$25.00
	Ambrose, J	\$25.00
	Ambrose, J	\$25.00
	Ambrose, J	\$25.00
	Ambrose, J	\$25.00
	Ambrose, J	\$25.00
	Ambrose, J	\$25.00
	Ambrose, J	\$25.00
	Ambrose, J	\$25.00
	Ambrose, J	\$25.00
	Ambrose, J	\$25.00
	Ambrose, J	\$25.00
	Ambrose, J	\$25.00
	Ambrose, J	\$25.00
	Ambrose, J	\$25.00
	Ambrose, J	\$25.00

**DISCLAIMER:** The information presented in the 2011 Biennial Report was taken directly from reports of receipts and expenditures filed by the candidates and political committees; afterward formatted into the applicable graphs and charts.



Contributions less than \$100	Askew, Joseph	<b>\$10.00</b>
	Askew, Joseph	<b>\$10.00</b>
	Askew, Joseph	<b>\$10.00</b>
	Askew, Joseph	<b>\$10.00</b>
	Askew, Joseph	<b>\$10.00</b>
	Askew, Joseph	<b>\$10.00</b>
	ASKEW, JOSEPH	<b>\$10.00</b>
	ASKEW, JOSEPH	<b>\$10.00</b>
	Askew, Joseph	<b>\$10.00</b>
	Askew, Joseph	<b>\$10.00</b>
	ASKEW, JOSEPH	<b>\$10.00</b>
	ASKEW, JOSEPH	<b>\$10.00</b>
	ASKEW, JOSEPH	<b>\$10.00</b>
	ASKEW, JOSEPH	<b>\$10.00</b>
	ASKEW, JOSEPH	<b>\$10.00</b>
	Askew, Joseph	<b>\$10.00</b>
	Askew, Joseph	<b>\$10.00</b>
	Askew, Joseph	<b>\$10.00</b>
	Askew, Joseph	<b>\$10.00</b>
	Bassett, Kimberly	<b>\$20.00</b>
	Bassett, Kimberly	<b>\$20.00</b>
	BASSETT, KIMBERLY	<b>\$20.00</b>
	Bassett, Kimberly	<b>\$20.00</b>
	BASSETT, KIMBERLY	<b>\$20.00</b>
	BASSETT, KIMBERLY	<b>\$20.00</b>
	Bassett, Kimberly	<b>\$20.00</b>
	Bassett, Kimberly	<b>\$20.00</b>
	Bassett, Kimberly	<b>\$20.00</b>
	Bassett, Kimberly	<b>\$20.00</b>
	Bassett, Kimberly	<b>\$20.00</b>
	Bassett, Kimberly	<b>\$20.00</b>
	Bassett, Kimberly	<b>\$20.00</b>
Bassett, Kimberly	<b>\$20.00</b>	

**DISCLAIMER:** The information presented in the 2011 Biennial Report was taken directly from reports of receipts and expenditures filed by the candidates and political committees; afterward formatted into the applicable graphs and charts.

Contributions less than \$100	Bassett, Kimberly	\$20.00
	Bassett, Kimberly	\$20.00
	Bassett, Kimberly	\$20.00
	Bassett, Kimberly	\$20.00
	Bassett, Kimberly	\$20.00
	Bassett, Kimberly	\$20.00
	Bassett, Kimberly	\$20.00
	Battle, Harriet	\$4.62
	Battle, Harriet	\$4.62
	Battle, Harriet	\$4.62
	Battle, Harriet	\$4.62
	Battle, Harriet	\$4.62
	Battle, Harriet	\$4.62
	Battle, Harriet	\$4.62
	Battle, Harriet	\$4.62
	Battle, Harriet	\$4.62
	Battle, Harriet	\$4.62
	Battle, Harriet	\$4.62
	Battle, Harriet	\$4.62
	Battle, Harriet	\$4.62
	Battle, Harriet	\$4.62
	Battle, Harriet	\$4.62
	Battle, Harriet	\$4.62
	Battle, Harriet	\$4.62
	Battle, Harriet	\$4.62
	Battle, Harriet	\$4.62
	Battle, Jarroet	\$4.62
	Bigga, Anthony	\$10.00

**DISCLAIMER:** The information presented in the 2011 Biennial Report was taken directly from reports of receipts and expenditures filed by the candidates and political committees; afterward formatted into the applicable graphs and charts.

Contributions less than \$100	Biggs, Anthony	\$10.00
	Biggs, Anthony	\$10.00
	Biggs, Anthony	\$10.00
	Biggs, Anthony	\$10.00
	Biggs, Anthony	\$10.00
	Biggs, Anthony	\$10.00
	Biggs, Anthony	\$10.00
	Biggs, Anthony	\$10.00
	Biggs, Anthony	\$10.00
	Biggs, Anthony	\$10.00
	Biggs, Anthony	\$10.00
	Biggs, Anthony	\$10.00
	Biggs, Anthony	\$10.00
	Biggs, Anthony	\$10.00
	Biggs, Anthony	\$10.00
	Biggs, Anthony	\$10.00
	Biggs, Anthony	\$10.00
	Biggs, Anthony	\$10.00
	Biggs, Anthony	\$10.00
	Biggs, Anthony	\$10.00
	Biggs, Anthony	\$10.00
	Biggs, Anthony	\$10.00
	Biggs, Anthony	\$10.00
	Biggs, Anthony	\$10.00

**DISCLAIMER:** The information presented in the 2011 Biennial Report was taken directly from reports of receipts and expenditures filed by the candidates and political committees; afterward formatted into the applicable graphs and charts.



Contributions less than \$100	Biggs, Anthony	\$10.00
	Biggs, Anthony	\$10.00
	Biggs, Anthony	\$10.00
	Biggs, Anthony	\$10.00
	Biggs, Anthony	\$10.00
	Biggs, Anthony	\$10.00
	Biggs, Anthony	\$10.00
	Biggs, Anthony	\$10.00
	Biggs, Anthony	\$10.00
	Biggs, Anthony	\$10.00
	Brigner, Paul	\$25.00
	Brigner, Paul	\$25.00
	Brigner, Paul	\$25.00
	Brigner, Paul	\$25.00
	Brigner, Paul	\$25.00
	Brigner, Paul	\$25.00
	Brigner, Paul	\$25.00
	Brigner, Paul	\$25.00
	Brigner, Paul	\$25.00
	Brigner, Paul	\$25.00
	Brigner, Paul	\$25.00
	Brigner, Paul	\$25.00
	Brigner, Paul	\$25.00
	Brigner, Paul	\$25.00
	Brigner, Paul	\$25.00
	Brigner, Paul	\$25.00
	Brigner, Paul	\$25.00
	Brigner, Paul	\$25.00
	Brigner, Paul	\$25.00

**DISCLAIMER:** The information presented in the 2011 Biennial Report was taken directly from reports of receipts and expenditures filed by the candidates and political committees; afterward formatted into the applicable graphs and charts.

Contributions less than \$100	Brigner, Paul	\$25.00
	Brigner, Paul	\$25.00
	Brigner, Paul	\$25.00
	Brigner, Paul	\$25.00
	Brigner, Paul	\$25.00
	Brigner, Paul	\$25.00
	Brigner, Paul	\$25.00
	Brigner, Paul	\$25.00
	Brigner, Paul	\$25.00
	Brigner, Paul	\$25.00
	Brigner, Paul	\$25.00
	Brigner, Paul	\$25.00
	Brigner, Paul	\$25.00
	Brigner, Paul	\$25.00
	Brigner, Paul	\$25.00
	Brigner, Paul	\$25.00
	Brigner, Paul	\$25.00
	Brigner, Paul	\$25.00
	Brigner, Paul	\$25.00
	Brigner, Paul	\$25.00
	Brigner, Paul	\$25.00
	Brigner, Paul	\$25.00
	Brigner, Paul	\$25.00
	Brigner, Paul	\$25.00
	Brigner, Paul	\$25.00
	Browe, Michael	\$5.00
	Browne, Albert	\$5.00
	Browne, Albert	\$5.00
Browne, Albert	\$5.00	
Browne, Albert	\$5.00	
Browne, Albert	\$5.00	

**DISCLAIMER:** The information presented in the 2011 Biennial Report was taken directly from reports of receipts and expenditures filed by the candidates and political committees; afterward formatted into the applicable graphs and charts.



Contributions less than \$100	Browne, Michael	\$5.00
	Browne, Michael	\$5.00
	Browne, Michael	\$5.00
	Browne, Michael	\$5.00
	Browne, Michael	\$5.00
	Browne, Michael	\$5.00
	Browne, Michael	\$5.00
	Browne, Michael	\$5.00
	Browne, Michael	\$5.00
	Browne, Michael	\$5.00
	Browne, Michael	\$5.00
	Browne, Michael	\$5.00
	Browne, Michael	\$5.00
	Browne, Michael	\$5.00
	Browne, Michael	\$5.00
	Browne, Michael	\$5.00
	Browne, Michael	\$5.00
	Browne, Michael	\$5.00
	Browne, Michael	\$5.00
	Browne, Michael	\$5.00
	Browne, Michael	\$5.00
	Browne, Micheal	\$5.00
	Carey, Yoanda	\$2.50

**DISCLAIMER:** The information presented in the 2011 Biennial Report was taken directly from reports of receipts and expenditures filed by the candidates and political committees; afterward formatted into the applicable graphs and charts.

Contributions less than \$100	Carey, Yolanda	\$2.50
	Carney, Yoalnda	\$2.50
	Carney, Yoanda	\$2.50
	Carney, Yoanda	\$2.50
	Carney, Yolanda	\$2.50
	Carney, Yolanda	\$2.50
	Carney, Yolanda	\$2.50
	Carney, Yolanda	\$2.50
	Carney, Yolanda	\$2.50
	Carney, Yolanda	\$2.50
	Carney, Yolanda	\$2.50
	Carney, Yolanda	\$2.50
	Carney, Yolanda	\$2.50
	Carney, Yolanda	\$2.50
	Carney, Yolanda	\$2.50
	Carney, Yolanda	\$2.50
	Carney, Yolanda	\$2.50
	Carney, Yolanda	\$2.50
	Carney, Yolanda	\$2.50
	Carney, Yolanda	\$2.50
	Carney, Yolanda	\$2.50
	Carney, Yolanda	\$2.50
	Carney, Yolanda	\$2.50
	Carney, Yolanda	\$2.50

**DISCLAIMER:** The information presented in the 2011 Biennial Report was taken directly from reports of receipts and expenditures filed by the candidates and political committees; afterward formatted into the applicable graphs and charts.

Contributions less than \$100	Carney, Yolanda	\$2.50
	Carney, Yolanda	\$2.50
	Carney, Yolanda	\$2.50
	Carney, Yolanda	\$2.50
	Carney, Yolanda	\$2.50
	Carney, Yolanda	\$2.50
	Carney, Yolanda	\$2.50
	Carney, Yolanda	\$2.50
	Carney, Yolanda	\$2.50
	Carney, Yolanda	\$2.50
	Carney, Yolanda	\$2.50
	Carney, Yolanda	\$2.50
	Carney, Yolanda	\$2.50
	Carney, Yolanda	\$2.50
	Carney, Yolanda	\$2.50
	Carney, Yolanda	\$2.50
	Carney, Yolanda	\$2.50
	Carney, Yolanda	\$2.50
	Carney, Yolanda	\$2.50
	Carney, Yolanda	\$2.50
	Carney, Yolanda	\$2.50
	Carney, Yolanda	\$2.50
	Carney, Yolanda	\$2.50
	Carney, Yolanda	\$2.50
	Chapla, Patricia	\$5.00
	Chapla, Patricia	\$5.00
	Chapla, Patricia	\$5.00
	Chapla, Patricia	\$5.00
	Chapla, Patricia	\$5.00
	Chapla, Patricia	\$5.00
	Chapla, Patricia	\$5.00
	Chapla, Patricia	\$5.00
Chapla, Patricia	\$10.00	
Chapla, Patricia	\$5.00	
Chapla, Patricia	\$5.00	
Chapla, Patricia	\$5.00	
Chapla, Patricia	\$5.00	

**DISCLAIMER:** The information presented in the 2011 Biennial Report was taken directly from reports of receipts and expenditures filed by the candidates and political committees; afterward formatted into the applicable graphs and charts.

Contributions less than \$100	Chapla, Patricia	\$5.00
	Chapla, Patricia	\$5.00
	Chapla, Patricia	\$5.00
	Chapla, Patricia	\$5.00
	Chapla, Patricia	\$5.00
	Chapla, Patricia	\$5.00
	Chapla, Patricia	\$5.00
	Chapla, Patricia	\$5.00
	Chapla, Patricia	\$5.00
	Chapla, Patricia	\$5.00
	Chapla, Patricia	\$5.00
	Chapla, Patricia	\$5.00
	Chapla, Patricia	\$5.00
	Chapla, Patricia	\$5.00
	Chapla, Patricia	\$5.00
	Chapla, Patricia	\$5.00
	Chapla, Patricia	\$5.00
	Chapla, Patricia	\$5.00
	Chapla, Patricia	\$5.00
	Chapla, Patricia	\$5.00
	Chapla, Patricia	\$5.00
	Chapla, Patricia	\$5.00
	Chapla, Patricia	\$5.00
	Chapla, Patricia	\$5.00
	Chapla, Patricia	\$5.00

**DISCLAIMER:** The information presented in the 2011 Biennial Report was taken directly from reports of receipts and expenditures filed by the candidates and political committees; afterward formatted into the applicable graphs and charts.

Contributions less than \$100	Chapla, Patricia	\$5.00
	Chapla, Patricia	\$5.00
	Chapla, Patricia	\$5.00
	Chapla, Patricia	\$5.00
	Chapla, Patricia	\$5.00
	Chapla, Patrxia	\$5.00
	Cohen, Earl	\$25.00
	Cohen, Earl	\$25.00
	Cohen, Earl	\$25.00
	Cohen, Earl	\$25.00
	Cohen, Earl	\$25.00
	Cohen, Earl	\$25.00
	Cohen, Earl	\$25.00
	Cohen, Earl	\$25.00
	Cohen, Earl	\$25.00
	Cohen, Earl	\$25.00
	Cohen, Earl	\$25.00
	Cohen, Earl	\$25.00
	Cohen, Earl	\$25.00
	Cohen, Earl	\$25.00
	Cohen, Earl	\$25.00
	Cohen, Earl	\$25.00
	Cohen, Earl	\$25.00
	Cohen, Earl	\$25.00
	Cohen, Earl	\$25.00
	Cohen, Earl	\$25.00

**DISCLAIMER:** The information presented in the 2011 Biennial Report was taken directly from reports of receipts and expenditures filed by the candidates and political committees; afterward formatted into the applicable graphs and charts.



Contributions less than \$100	Cohen, Earl	\$25.00
	Cohen, Earl	\$25.00
	Cohen, Earl	\$25.00
	Cohen, Earl	\$25.00
	Cohen, Earl	\$25.00
	Cohen, Earl	\$25.00
	Cohen, Earl	\$25.00
	Cohen, Earl	\$25.00
	Cohen, Earl	\$25.00
	Cohen, Earl	\$25.00
	Cohen, Earl	\$25.00
	Cohen, Earl	\$25.00
	Cohen, Earl	\$25.00
	Cohen, Earl	\$25.00
	Cohen, Earl	\$25.00
	Cohen, Earl	\$25.00
	Cohen, Earl	\$25.00
	Cohen, Earl	\$25.00
	Cohen, Earl	\$25.00
	Cohen, Earl	\$25.00
	Cohen, Earl	\$25.00
	Cohen, Earl	\$25.00
	Cohen, Earl	\$25.00
	Cohen, Earl	\$25.00
	Cohen, Earl	\$25.00
	Craig, Taylor	\$25.00
	Craig, Taylor	\$25.00
	Craig, Taylor	\$25.00
Craig, Taylor	\$25.00	
Craig, Taylor	\$25.00	
Craig, Taylor	\$25.00	
Craig, Taylor	\$25.00	

**DISCLAIMER:** The information presented in the 2011 Biennial Report was taken directly from reports of receipts and expenditures filed by the candidates and political committees; afterward formatted into the applicable graphs and charts.

Contributions less than \$100	Craig, Taylor	\$25.00
	Craig, Taylor	\$25.00
	Craig, Taylor	\$25.00
	Craig, Taylor	\$25.00
	Craig, Taylor	\$25.00
	Craig, Taylor	\$25.00
	Craig, Taylor	\$25.00
	Craig, Taylor	\$25.00
	Craig, Taylor	\$25.00
	Craig, Taylor	\$25.00
	Craig, Taylor	\$25.00
	Craig, Taylor	\$25.00
	Craig, Taylor	\$25.00
	Craig, Taylor	\$25.00
	Craig, Taylor	\$25.00
	Craig, Taylor	\$25.00
	Craig, Taylor	\$25.00
	Craig, Taylor	\$25.00
	Craig, Taylor	\$25.00
	Craig, Taylor	\$25.00
	Craig, Taylor	\$25.00
	Craig, Taylor	\$25.00
	Craig, Taylor	\$25.00
	Craig, Taylor	\$25.00
	Craig, Taylor	\$25.00
	Craig, Taylor	\$25.00

**DISCLAIMER:** The information presented in the 2011 Biennial Report was taken directly from reports of receipts and expenditures filed by the candidates and political committees; afterward formatted into the applicable graphs and charts.

Contributions less than \$100	Craig, Taylor	\$25.00
	Craig, Taylor	\$25.00
	Craig, Taylor	\$25.00
	Craig, Taylor	\$25.00
	Craig, Taylor	\$25.00
	CRAIG, TAYLOR	\$25.00
	Craig, Taylor	\$25.00
	Craig, Taylor	\$25.00
	Craig, Taylor	\$25.00
	Craig, Taylor	\$25.00
	CRAIG, TAYLOR	\$25.00
	Cunningham, Erica	\$10.00
	Cunningham, Erica	\$10.00
	Cunningham, Erica	\$10.00
	Cunningham, Erica	\$10.00
	Cunningham, Erica	\$10.00
	Cunningham, Erica	\$10.00
	Cunningham, Erica	\$10.00
	Cunningham, Erica	\$10.00
	Cunningham, Erica	\$10.00
	Cunningham, Erica	\$10.00
	Cunningham, Erica	\$10.00
	Cunningham, Erica	\$10.00
	Cunningham, Erica	\$10.00
	Cunningham, Erica	\$10.00
	Cunningham, Erica	\$10.00
	Cunningham, Erica	\$10.00
	Cunningham, Erica	\$10.00
	Cunningham, Erica	\$10.00
	Cunningham, Erica	\$10.00
	Cunningham, Erica	\$10.00
	Cunningham, Erica	\$10.00

**DISCLAIMER:** The information presented in the 2011 Biennial Report was taken directly from reports of receipts and expenditures filed by the candidates and political committees; afterward formatted into the applicable graphs and charts.

Contributions less than \$100	Cunningham, Erica	<b>\$10.00</b>
	Cunningham, Erica	<b>\$10.00</b>
	Cunningham, Erica	<b>\$10.00</b>
	Cunningham, Erica	<b>\$10.00</b>
	Cunningham, Erica	<b>\$10.00</b>
	Cunningham, Erica	<b>\$10.00</b>
	Cunningham, Erica	<b>\$10.00</b>
	Cunningham, Erica	<b>\$10.00</b>
	Cunningham, Erica	<b>\$10.00</b>
	Cunningham, Erica	<b>\$10.00</b>
	Cunningham, Erica	<b>\$10.00</b>
	Cunningham, Erica	<b>\$10.00</b>
	Cunningham, Erica	<b>\$10.00</b>
	Cunningham, Erica	<b>\$10.00</b>
	Cunningham, Erica	<b>\$10.00</b>
	Cunningham, Erica	<b>\$10.00</b>
	Cunningham, Erica	<b>\$10.00</b>
	Cunningham, Erica	<b>\$10.00</b>
	Cunningham, Erica	<b>\$10.00</b>
	Cunningham, Erica	<b>\$10.00</b>
	Cunningham, Erica	<b>\$10.00</b>
	Cunningham, Erica	<b>\$10.00</b>
	Cunningham, Erica	<b>\$10.00</b>
	Cunningham, Erica	<b>\$10.00</b>
	Cunningham, Erica	<b>\$10.00</b>

**DISCLAIMER:** The information presented in the 2011 Biennial Report was taken directly from reports of receipts and expenditures filed by the candidates and political committees; afterward formatted into the applicable graphs and charts.

Contributions less than \$100	Cunningham, Erica	<b>\$10.00</b>
	Elder, De'Havilland	<b>\$2.50</b>
	Elder, De'Havilland	<b>\$2.50</b>
	Elder, De'Havilland	<b>\$2.50</b>
	Elder, De'havilland	<b>\$2.50</b>
	Elder, De'havilland	<b>\$2.50</b>
	Elder, De'havilland	<b>\$2.50</b>
	Elder, De'havilland	<b>\$2.50</b>
	Elder, De'havilland	<b>\$2.50</b>
	Elder, De'havilland	<b>\$2.50</b>
	Elder, De'havilland	<b>\$2.50</b>
	Elder, De'havilland	<b>\$2.50</b>
	Elder, De'havilland	<b>\$2.50</b>
	Elder, De'havilland	<b>\$2.50</b>
	Elder, De'havilland	<b>\$2.50</b>
	Elder, DeHavilland	<b>\$2.50</b>
	Elder, De'havilland	<b>\$2.50</b>
	Elder, De'havilland	<b>\$2.50</b>
	Elder, Richard	<b>\$25.00</b>
	Ellis, Richard	<b>\$25.00</b>
	Ellis, Richard	<b>\$25.00</b>
	Ellis, Richard	<b>\$25.00</b>
	Ellis, Richard	<b>\$25.00</b>
	Ellis, Richard	<b>\$25.00</b>
	Ellis, Richard	<b>\$25.00</b>
	Ellis, Richard	<b>\$25.00</b>
	Ellis, Richard	<b>\$25.00</b>
	Ellis, Richard	<b>\$25.00</b>
Ellis, Richard	<b>\$25.00</b>	
Ellis, Richard	<b>\$25.00</b>	
Ellis, Richard	<b>\$25.00</b>	

**DISCLAIMER:** The information presented in the 2011 Biennial Report was taken directly from reports of receipts and expenditures filed by the candidates and political committees; afterward formatted into the applicable graphs and charts.

Contributions less than \$100	Ellis, Richard	<b>\$25.00</b>
	Ellis, Richard	<b>\$25.00</b>
	Ezenwa, Nneka	<b>\$7.50</b>
	Ezenwa, Nneka	<b>\$7.50</b>
	Ezenwa, Nneka	<b>\$7.50</b>
	Ezenwa, Nneka	<b>\$7.50</b>
	Ezenwa, Nneka	<b>\$7.50</b>
	Ezenwa, Nneka	<b>\$7.50</b>
	Ezenwa, Nneka	<b>\$7.50</b>
	Ezenwa, Nneka	<b>\$7.50</b>
	Ezenwa, Nneka	<b>\$7.50</b>
	Ezenwa, Nneka	<b>\$7.50</b>
	Ezenwa, Nneka	<b>\$7.50</b>
	Ezenwa, Nneka	<b>\$7.50</b>
	Ezenwa, Nneka	<b>\$7.50</b>
	Ezenwa, Nneka	<b>\$7.50</b>
	Ezenwa, Nneka	<b>\$7.50</b>
	Ezenwa, Nneka	<b>\$7.50</b>
	Ezenwa, Nneka	<b>\$10.00</b>
	Ezenwa, Nneka	<b>\$10.00</b>
	Ezenwa, Nneka	<b>\$10.00</b>
	Ezenwa, Nneka	<b>\$10.00</b>
	Ezenwa, Nneka	<b>\$10.00</b>
	Ezenwa, Nneka	<b>\$10.00</b>
	Ezenwa, Nneka	<b>\$10.00</b>
	Ezenwa, Nneka	<b>\$10.00</b>
	Ezenwa, Nneka	<b>\$10.00</b>
	Ezenwa, Nneka	<b>\$10.00</b>
	Ezenwa, Nneka	<b>\$10.00</b>
	Ezenwa, Nneka	<b>\$10.00</b>

**DISCLAIMER:** The information presented in the 2011 Biennial Report was taken directly from reports of receipts and expenditures filed by the candidates and political committees; afterward formatted into the applicable graphs and charts.

Contributions less than \$100	Ezenwa, Nneka	<b>\$10.00</b>
	Ezenwa, Nneka	<b>\$10.00</b>
	Ezenwa, Nneka	<b>\$10.00</b>
	Ezenwa, Nneka	<b>\$10.00</b>
	Ezenwa, Nneka	<b>\$10.00</b>
	Ezenwa, Nneka	<b>\$10.00</b>
	Ezenwa, Nneka	<b>\$10.00</b>
	Ezenwa, Nneka	<b>\$10.00</b>
	Ezenwa, Nneka	<b>\$10.00</b>
	Ezenwa, Nneka	<b>\$10.00</b>
	Ezenwa, Nneka	<b>\$10.00</b>
	Ezenwa, Nneka	<b>\$10.00</b>
	Ezenwa, Nneka	<b>\$10.00</b>
	Ezenwa, Nneka	<b>\$10.00</b>
	Ezenwa, Nneka	<b>\$10.00</b>
	Ezenwa, Nneka	<b>\$10.00</b>
	Ezenwa, Nneka	<b>\$10.00</b>
	Ezenwa, Nneka	<b>\$10.00</b>
	Ezenwa, Nneka	<b>\$10.00</b>
	Ezenwa, Nneka	<b>\$10.00</b>
	Ezenwa, Nneka	<b>\$10.00</b>
	Ezenwa, Nneka	<b>\$10.00</b>
	Ezenwa, Nneka	<b>\$10.00</b>
	Ezenwa, Nneka	<b>\$10.00</b>
	Ezenwa, Nneka	<b>\$10.00</b>
	Farroba, Katherine	<b>\$25.00</b>
	Farroba, Katherine	<b>\$25.00</b>
	Farroba, Katherine	<b>\$25.00</b>
	Farroba, Katherine	<b>\$25.00</b>
	Farroba, Katherine	<b>\$25.00</b>
Farroba, Katherine	<b>\$25.00</b>	
Farroba, Katherine	<b>\$25.00</b>	
Farroba, Katherine	<b>\$25.00</b>	
Farroba, Katherine	<b>\$25.00</b>	
Farroba, Katherine	<b>\$25.00</b>	
Farroba, Katherine	<b>\$25.00</b>	
Farroba, Katherine	<b>\$25.00</b>	
Farroba, Katherine	<b>\$25.00</b>	
Farroba, Katherine	<b>\$25.00</b>	

**DISCLAIMER:** The information presented in the 2011 Biennial Report was taken directly from reports of receipts and expenditures filed by the candidates and political committees; afterward formatted into the applicable graphs and charts.

Contributions less than \$100	Farroba, Katherine	\$25.00
	Farroba, Katherine	\$25.00
	Farroba, Katherine	\$25.00
	Farroba, Katherine	\$25.00
	Farroba, Katherine	\$25.00
	Farroba, Katherine	\$25.00
	Farroba, Katherine	\$25.00
	Farroba, Katherine	\$25.00
	Farroba, Katherine	\$25.00
	Farroba, Katherine	\$25.00
	Farroba, Katherine	\$25.00
	Farroba, Katherine	\$25.00
	Farroba, Katherine	\$25.00
	Farroba, Katherine	\$25.00
	Farroba, Katherine	\$25.00
	Farroba, Katherine	\$25.00
	Farroba, Katherine	\$25.00
	Farroba, Katherine	\$25.00
	Farroba, Katherine	\$25.00
	Farroba, Katherine	\$25.00
	Farroba, Katherine	\$25.00
	Farroba, Katherine	\$25.00
	Farroba, Katherine	\$25.00
	Farroba, Katherine	\$25.00

**DISCLAIMER:** The information presented in the 2011 Biennial Report was taken directly from reports of receipts and expenditures filed by the candidates and political committees; afterward formatted into the applicable graphs and charts.



Contributions less than \$100	Farroba, Katherine	\$25.00
	Farroba, Katherine	\$25.00
	Farroba, Katherine	\$25.00
	Farroba, Katherine	\$25.00
	Farroba, Katherine	\$25.00
	Farroba, Katherine	\$25.00
	Farroba, Katherine	\$25.00
	Farroba, Katherine	\$25.00
	Folger, Francine	\$5.00
	Folgner, Francine	\$5.00
	Folgner, Francine	\$5.00
	Folgner, Francine	\$5.00
	Folgner, Francine	\$5.00
	Folgner, Francine	\$5.00
	Folgner, Francine	\$5.00
	Folgner, Francine	\$5.00
	Folgner, Francine	\$5.00
	Folgner, Francine	\$5.00
	Folgner, Francine	\$5.00
	FOLGNER, FRANCINE	\$5.00
	FOLGNER, FRANCINE	\$5.00
	FOLGNER, FRANCINE	\$5.00
	FOLGNER, FRANCINE	\$5.00
	FOLGNER, FRANCINE	\$5.00
	Folgner, Francine	\$5.00
	Folgner, Francine	\$5.00
	Folgner, Francine	\$5.00
	FOLGNER, FRANCINE	\$5.00
	FOLGNER, FRANCINE	\$5.00
	FOLGNER, FRANCINE	\$5.00
FOLGNER, FRANCINE	\$5.00	
FOLGNER, FRANCINE	\$5.00	

**DISCLAIMER:** The information presented in the 2011 Biennial Report was taken directly from reports of receipts and expenditures filed by the candidates and political committees; afterward formatted into the applicable graphs and charts.

Contributions less than \$100	FOLGNER, FRANCINE	\$5.00
	FOLGNER, FRANCINE	\$5.00
	FOLGNER, FRANCINE	\$5.00
	FOLGNER, FRANCINE	\$5.00
	FOLGNER, FRANCINE	\$5.00
	FOLGNER, FRANCINE	\$5.00
	FOLGNER, FRANCINE	\$5.00
	FOLGNER, FRANCINE	\$5.00
	FOLGNER, FRANCINE	\$5.00
	FOLGNER, FRANCINE	\$5.00
	FOLGNER, FRANCINE	\$5.00
	FOLGNER, FRANCINE	\$5.00
	FOLGNER, FRANCINE	\$5.00
	FOLGNER, FRANCINE	\$5.00
	Folgner, Francine	\$5.00
	Folgner, Francine	\$5.00
	Folgner, Francine	\$5.00
	Folgner, Francine	\$5.00
	FOLGNER, FRANCINE	\$5.00
	FOLGNER, FRANCINE	\$5.00
	FOLGNER, FRANCINE	\$5.00
	FOLGNER, FRANCINE	\$5.00
	FOLGNER, FRANCINE	\$5.00
	Folgner, Francine	\$5.00
	Folgner, Francine	\$5.00
	Folgner, Francine	\$5.00
	Folgner, Francine	\$5.00
	Folgner, Francine	\$5.00
	Graham, Lawrence	\$15.00
	Graham, Lawrence	\$15.00
Graham, Lawrence	\$15.00	
Graham, Lawrence	\$15.00	

**DISCLAIMER:** The information presented in the 2011 Biennial Report was taken directly from reports of receipts and expenditures filed by the candidates and political committees; afterward formatted into the applicable graphs and charts.

Contributions less than \$100	Graham, Lawrence	\$15.00
	Graham, Lawrence	\$15.00
	Graham, Lawrence	\$15.00
	Graham, Lawrence	\$15.00
	Graham, Lawrence	\$15.00
	Graham, Lawrence	\$15.00
	Graham, Lawrence	\$15.00
	Graham, Lawrence	\$15.00
	Graham, Lawrence	\$15.00
	Graham, Lawrence	\$15.00
	Graham, Lawrence	\$15.00
	Graham, Lawrence	\$15.00
	Graham, Lawrence	\$15.00
	Graham, Lawrence	\$15.00
	Graham, Lawrence	\$15.00
	Graham, Lawrence	\$15.00
	Graham, Lawrence	\$15.00
	Graham, Lawrence	\$15.00
	Graham, Lawrence	\$15.00
	Graham, Lawrence	\$15.00
	Graham, Lawrence	\$15.00
	Graham, Lawrence	\$15.00
	Graham, Lawrence	\$15.00
	Graham, Lawrence	\$15.00
	Graham, Lawrence	\$15.00
	Graham, Lawrence	\$15.00

**DISCLAIMER:** The information presented in the 2011 Biennial Report was taken directly from reports of receipts and expenditures filed by the candidates and political committees; afterward formatted into the applicable graphs and charts.

Contributions less than \$100	Graham, Lawrence	\$15.00
	Graham, Lawrence	\$15.00
	Graham, Lawrence	\$15.00
	Graham, Lawrence	\$15.00
	Graham, Lawrence	\$15.00
	Graham, Lawrence	\$15.00
	Graham, Lawrence	\$15.00
	Graham, Lawrence	\$15.00
	Graham, Lawrence	\$15.00
	Graham, Lawrence	\$15.00
	Graham, Lawrence	\$15.00
	Graham, Lawrence	\$15.00
	Graham, Lawrence	\$15.00
	Graham, Lawrence	\$15.00
	Graham, Lawrence	\$15.00
	Graham, Lawrence	\$15.00
	Graham, Lawrence	\$15.00
	Hall, Arthur	\$10.00
	Hall, Arthur	\$10.00
	Hall, Arthur	\$10.00
	Hall, Arthur	\$10.00
	Hall, Arthur	\$10.00
	Hall, Arthur	\$10.00
	Hall, Arthur	\$10.00
	Hall, Arthur	\$10.00
	Hall, Arthur	\$10.00
	Hall, Arthur	\$10.00
	Hall, Arthur	\$10.00
	Hall, Arthur	\$10.00
	Hall, Arthur	\$10.00
Hall, Arthur	\$10.00	
Hall, Arthur	\$10.00	
Hall, Arthur	\$10.00	
Hall, Arthur	\$10.00	

**DISCLAIMER:** The information presented in the 2011 Biennial Report was taken directly from reports of receipts and expenditures filed by the candidates and political committees; afterward formatted into the applicable graphs and charts.

Contributions less than \$100	Hall, Arthur	<b>\$10.00</b>
	Hall, Arthur	<b>\$10.00</b>
	Hall, Arthur	<b>\$10.00</b>
	Hall, Arthur	<b>\$10.00</b>
	Hall, Arthur	<b>\$10.00</b>
	Hall, Arthur	<b>\$10.00</b>
	Hall, Arthur	<b>\$10.00</b>
	Hall, Arthur	<b>\$10.00</b>
	Hall, Arthur	<b>\$10.00</b>
	Hall, Arthur	<b>\$10.00</b>
	Hall, Arthur	<b>\$10.00</b>
	Hall, Arthur	<b>\$10.00</b>
	Hall, Arthur	<b>\$10.00</b>
	Hall, Arthur	<b>\$10.00</b>
	Hall, Arthur	<b>\$10.00</b>
	Hall, Arthur	<b>\$10.00</b>
	Hall, Arthur	<b>\$10.00</b>
	Hall, Arthur	<b>\$10.00</b>
	Hall, Arthur	<b>\$10.00</b>
	Hall, Arthur	<b>\$10.00</b>
	Hall, Arthur	<b>\$10.00</b>
	Hall, Arthur	<b>\$10.00</b>
	Hall, Arthur	<b>\$10.00</b>
	Hall, Arthur	<b>\$10.00</b>
	Hall, Arthur	<b>\$10.00</b>

**DISCLAIMER:** The information presented in the 2011 Biennial Report was taken directly from reports of receipts and expenditures filed by the candidates and political committees; afterward formatted into the applicable graphs and charts.



Contributions less than \$100	HOCHSTEIN, LEORA	<b>\$10.00</b>
	HOCHSTEIN, LEORA	<b>\$10.00</b>
	HOCHSTEIN, LEORA	<b>\$10.00</b>
	HOCHSTEIN, LEORA	<b>\$10.00</b>
	HOCHSTEIN, LEORA	<b>\$10.00</b>
	HOCHSTEIN, LEORA	<b>\$10.00</b>
	HOCHSTEIN, LEORA	<b>\$10.00</b>
	HOCHSTEIN, LEORA	<b>\$10.00</b>
	HOCHSTEIN, LEORA	<b>\$10.00</b>
	HOCHSTEIN, LEORA	<b>\$10.00</b>
	HOCHSTEIN, LEORA	<b>\$10.00</b>
	HOCHSTEIN, LEORA	<b>\$10.00</b>
	Hochstein, Leora	<b>\$10.00</b>
	HOCHSTEIN, LEORA	<b>\$10.00</b>
	Hochstein, Leora	<b>\$10.00</b>
	Hockstein, Leora	<b>\$10.00</b>
	Johnson, Karen	<b>\$25.00</b>
	Johnson, Karen	<b>\$25.00</b>
	Johnson, Karen	<b>\$25.00</b>
	Johnson, Karen	<b>\$25.00</b>
	Johnson, Karen	<b>\$25.00</b>
	Johnson, Karen	<b>\$25.00</b>
	Johnson, Karen	<b>\$25.00</b>
	Johnson, Karen	<b>\$25.00</b>
	Johnson, Karen	<b>\$25.00</b>
	Johnson, Karen	<b>\$25.00</b>
	Johnson, Karen	<b>\$25.00</b>
Johnson, Karen	<b>\$25.00</b>	
Johnson, Karen	<b>\$25.00</b>	
Johnson, Karen	<b>\$25.00</b>	
Johnson, Karen	<b>\$25.00</b>	

**DISCLAIMER:** The information presented in the 2011 Biennial Report was taken directly from reports of receipts and expenditures filed by the candidates and political committees; afterward formatted into the applicable graphs and charts.

Contributions less than \$100	Johnson, Karen	\$25.00
	Johnson, Karen	\$25.00
	Johnson, Karen	\$25.00
	Johnson, Karen	\$25.00
	Johnson, Karen	\$25.00
	Johnson, Karen	\$25.00
	Johnson, Karen	\$25.00
	Kahif, Shazada	\$5.00
	Kahif, Shazada	\$5.00
	Kashif, Shazada	\$5.00
	Kashif, Shazada	\$5.00
	Kashif, Shazada	\$5.00
	Kashif, Shazada	\$5.00
	Kashif, Shazada	\$5.00
	Kashif, Shazada	\$5.00
	Kashif, Shazada	\$5.00
	Kashif, Shazada	\$5.00
	Kashif, Shazada	\$5.00
	Kashif, Shazada	\$5.00
	Kashif, Shazada	\$5.00
	Kashif, Shazada	\$5.00
	Kashif, Shazada	\$5.00
	Kashif, Shazada	\$5.00
	Kashif, Shazada	\$5.00
	Kashif, Shazada	\$5.00
	Kashif, Shazada	\$5.00
	Kashif, Shazada	\$5.00
	Kashif, Shazada	\$5.00
	Kashif, Shazada	\$5.00

**DISCLAIMER:** The information presented in the 2011 Biennial Report was taken directly from reports of receipts and expenditures filed by the candidates and political committees; afterward formatted into the applicable graphs and charts.





Contributions less than \$100	Kramer, Jeffrey	\$25.00
	Kramer, Jeffrey	\$25.00
	Kramer, Jeffrey	\$25.00
	Kramer, Jeffrey	\$25.00
	Kramer, Jeffrey	\$25.00
	Kramer, Jeffrey	\$25.00
	Kramer, Jeffrey	\$25.00
	Kramer, Jeffrey	\$25.00
	Kramer, Jeffrey	\$25.00
	Kramer, Jeffrey	\$25.00
	Kramer, Jeffrey	\$25.00
	Kramer, Jeffrey	\$25.00
	Kramer, Jeffrey	\$25.00
	Kramer, Jeffrey	\$25.00
	Kramer, Jeffrey	\$25.00
	Kramer, Jeffrey	\$25.00
	Kramer, Jeffrey	\$25.00
	Kramer, Jeffrey	\$25.00
	Kramer, Jeffrey	\$25.00
	Kramer, Jeffrey	\$25.00
	Kramer, Jeffrey	\$25.00
	Kramer, Jeffrey	\$25.00
	Kramer, Jeffrey	\$25.00
	Kramer, Jeffrey	\$25.00
	Kramer, Jeffrey	\$25.00
	Kramer, Jeffrey	\$25.00

**DISCLAIMER:** The information presented in the 2011 Biennial Report was taken directly from reports of receipts and expenditures filed by the candidates and political committees; afterward formatted into the applicable graphs and charts.

Contributions less than \$100	Kramer, Jeffrey	\$25.00
	Kramer, Jeffrey	\$25.00
	Kramer, Jeffrey	\$25.00
	Kramer, Jeffrey	\$25.00
	Kramer, Jeffrey	\$25.00
	Larkin, Cynthia	\$5.00
	Larkin, Cynthia	\$5.00
	Larkin, Cynthia	\$5.00
	Larkin, Cynthia	\$5.00
	Larkin, Cynthia	\$5.00
	Larkin, Cynthia	\$5.00
	Larkin, Cynthia	\$5.00
	Larkin, Cynthia	\$5.00
	Larkin, Cynthia	\$5.00
	Larkin, Cynthia	\$5.00
	Larkin, Cynthia	\$5.00
	Larkin, Cynthia	\$5.00
	Larkin, Cynthia	\$5.00
	Larkin, Cynthia	\$5.00
	Larkin, Cynthia	\$5.00
	Larkin, Cynthia	\$5.00
	Larkin, Cynthia	\$5.00
	Larkin, Cynthia	\$5.00
	Larkin, Cynthia	\$5.00
	Larkin, Cynthia	\$5.00
	Larkin, Cynthia	\$5.00

**DISCLAIMER:** The information presented in the 2011 Biennial Report was taken directly from reports of receipts and expenditures filed by the candidates and political committees; afterward formatted into the applicable graphs and charts.



Contributions less than \$100	Levy, Yannick	\$5.00
	Levy, Yannick	\$5.00
	Levy, Yannick	\$5.00
	Levy, Yannick	\$5.00
	Levy, Yannick	\$5.00
	Levy, Yannick	\$5.00
	Levy, Yannick	\$5.00
	Levy, Yannick	\$5.00
	Levy, Yannick	\$5.00
	Levy, Yannick	\$5.00
	Levy, Yannick	\$5.00
	LEVY, YANNICK	\$5.00
	Levy, Yannick	\$5.00
	Levy, Yannick	\$5.00
	Levy, Yannick	\$5.00
	Levy, Yannick	\$5.00
	Levy, Yannick	\$5.00
	Levy, Yannick	\$5.00
	Levy, Yannick	\$5.00
	Levy, Yannick	\$5.00
	Levy, Yannick	\$5.00
	Levy, Yannick	\$5.00
	Levy, Yannick	\$5.00
	Levy, Yannick	\$5.00
	Levy, Yannick	\$5.00
	Levy, Yannick	\$5.00

**DISCLAIMER:** The information presented in the 2011 Biennial Report was taken directly from reports of receipts and expenditures filed by the candidates and political committees; afterward formatted into the applicable graphs and charts.

Contributions less than \$100	Levy, Yannick	\$5.00
	LEVY, YANNICK	\$5.00
	Levy, Yannick	\$5.00
	Lloyd, C.	\$25.00
	Lloyd, C	\$25.00
	Lloyd, C	\$25.00
	Lloyd, C	\$25.00
	Lloyd, C	\$25.00
	Lloyd, C	\$25.00
	Lloyd, C	\$25.00
	Lloyd, C	\$25.00
	Lloyd, C	\$25.00
	Lloyd, C	\$25.00
	Lloyd, C	\$25.00
	Lloyd, C	\$25.00
	Lloyd, C	\$25.00
	Lloyd, C	\$25.00
	Lloyd, C	\$25.00
	Lloyd, C	\$25.00
	Lloyd, C	\$25.00
	Lloyd, C	\$25.00
	Lloyd, C	\$25.00
	Lloyd, C	\$25.00
	Lloyd, C	\$25.00
	Lloyd, C	\$25.00

**DISCLAIMER:** The information presented in the 2011 Biennial Report was taken directly from reports of receipts and expenditures filed by the candidates and political committees; afterward formatted into the applicable graphs and charts.

Contributions less than \$100	Lloyd, C	\$25.00
	Lloyd, C	\$25.00
	Lloyd, C	\$25.00
	Lloyd, C	\$25.00
	Lloyd, C	\$25.00
	Lloyd, C	\$25.00
	Lloyd, C	\$25.00
	Lloyd, C	\$25.00
	Lloyd, C	\$25.00
	Lloyd, C	\$25.00
	Lloyd, C	\$25.00
	Lloyd, C	\$25.00
	Lloyd, C	\$25.00
	Lloyd, C	\$25.00
	Lloyd, C	\$25.00
	Lloyd, C	\$25.00
	Lloyd, C	\$25.00
	Lloyd, C	\$25.00
	Lloyd, C	\$25.00
	Lloyd, C	\$25.00
	Lloyd, C	\$25.00
	Lloyd, Myrtle	\$5.00
	Lloyd, Myrtle	\$5.00
	Lloyd, Myrtle	\$5.00
	Lloyd, Myrtle	\$5.00
	Lloyd, Myrtle	\$5.00
	Lloyd, Myrtle	\$5.00
	Lloyd, Myrtle	\$5.00
Lloyd, Myrtle	\$5.00	
Lloyd, Myrtle	\$5.00	

**DISCLAIMER:** The information presented in the 2011 Biennial Report was taken directly from reports of receipts and expenditures filed by the candidates and political committees; afterward formatted into the applicable graphs and charts.

Contributions less than \$100	Lloyd, Myrtle	\$5.00
	Lloyd, Myrtle	\$5.00
	Lloyd, Myrtle	\$5.00
	Lloyd, Myrtle	\$5.00
	Lloyd, Myrtle	\$5.00
	Lloyd, Myrtle	\$5.00
	Lloyd, Myrtle	\$5.00
	Lloyd, Myrtle	\$5.00
	Lloyd, Myrtle	\$5.00
	Lloyd, Myrtle	\$5.00
	Lloyd, Myrtle	\$5.00
	Lloyd, Myrtle	\$5.00
	Lloyd, Myrtle	\$5.00
	Lloyd, Myrtle	\$5.00
	Lloyd, Myrtle	\$5.00
	Lloyd, Myrtle	\$5.00
	Lloyd, Myrtle	\$5.00
	Lloyd, Myrtle	\$5.00
	Lloyd, Myrtle	\$5.00
	Lloyd, Myrtle	\$5.00
	Lloyd, Myrtle	\$5.00
	Lloyd, Myrtle	\$5.00
	Lloyd, Myrtle	\$5.00
	Lloyd, Myrtle	\$5.00

**DISCLAIMER:** The information presented in the 2011 Biennial Report was taken directly from reports of receipts and expenditures filed by the candidates and political committees; afterward formatted into the applicable graphs and charts.



Contributions less than \$100	Lloyd, Myrtle	\$5.00
	Lloyd, Myrtle	\$5.00
	Lloyd, Myrtle	\$5.00
	Lloyd, Myrtle	\$5.00
	Lloyd, Myrtle	\$5.00
	Lloyd, Myrtle	\$5.00
	Lloyd, Myrtle	\$5.00
	Lloyd, Myrtle	\$5.00
	MaGuire, Thomas	\$10.00
	MaGuire, Thomas	\$10.00
	Maguire, Thomas	\$10.00
	Maguire, Thomas	\$10.00
	Maguire, Thomas	\$10.00
	Maguire, Thomas	\$10.00
	Maguire, Thomas	\$10.00
	Maguire, Thomas	\$10.00
	Maguire, Thomas	\$10.00
	Maguire, Thomas	\$10.00
	Maguire, Thomas	\$10.00
	Maguire, Thomas	\$10.00
	Maguire, Thomas	\$10.00
	Maguire, Thomas	\$10.00
	Maguire, Thomas	\$10.00
	Maguire, Thomas	\$10.00
	Maguire, Thomas	\$10.00
	Maguire, Thomas	\$10.00
	Maguire, Thomas	\$10.00
	Maguire, Thomas	\$10.00
	Maguire, Thomas	\$10.00

**DISCLAIMER:** The information presented in the 2011 Biennial Report was taken directly from reports of receipts and expenditures filed by the candidates and political committees; afterward formatted into the applicable graphs and charts.

Contributions less than \$100	Maguire, Thomas	<b>\$10.00</b>
	Maguire, Thomas	<b>\$10.00</b>
	Maguire, Thomas	<b>\$10.00</b>
	Maguire, Thomas	<b>\$10.00</b>
	Maguire, Thomas	<b>\$10.00</b>
	Maguire, Thomas	<b>\$10.00</b>
	Maguire, Thomas	<b>\$10.00</b>
	Maguire, Thomas	<b>\$10.00</b>
	Maguire, Thomas	<b>\$10.00</b>
	Maguire, Thomas	<b>\$10.00</b>
	Maguire, Thomas	<b>\$10.00</b>
	Maguire, Thomas	<b>\$10.00</b>
	Maguire, Thomas	<b>\$10.00</b>
	Maguire, Thomas	<b>\$10.00</b>
	Maguire, Thomas	<b>\$10.00</b>
	Maguire, Thomas	<b>\$10.00</b>
	Maguire, Thomas	<b>\$10.00</b>
	Maguire, Thomas	<b>\$10.00</b>
	Maguire, Thomas	<b>\$10.00</b>
	Maguire, Thomas	<b>\$10.00</b>
	Maguire, Thomas	<b>\$10.00</b>
	Maguire, Thomas	<b>\$10.00</b>
	Maguire, Thomas	<b>\$10.00</b>
	Maguire, Thomas	<b>\$10.00</b>
	Masaki, Donne	<b>\$7.50</b>
	MASAKI, Donne	<b>\$7.50</b>
	Masaki, Donne	<b>\$7.50</b>
	Masaki, Donne	<b>\$7.50</b>
MASAKI, Donne	<b>\$7.50</b>	
Masaki, Donne	<b>\$7.50</b>	
Masaki, Donne	<b>\$7.50</b>	

**DISCLAIMER:** The information presented in the 2011 Biennial Report was taken directly from reports of receipts and expenditures filed by the candidates and political committees; afterward formatted into the applicable graphs and charts.

Contributions less than \$100	MASAKI, Donne	<b>\$7.50</b>
	Masaki, Donne	<b>\$7.50</b>
	Masaki, Donne	<b>\$7.50</b>
	Masaki, Donne	<b>\$7.50</b>
	Masaki, Donne	<b>\$7.50</b>
	Masaki, Donne	<b>\$7.50</b>
	Masaki, Donne	<b>\$7.50</b>
	Masaki, Donne	<b>\$7.50</b>
	Masaki, Donne	<b>\$7.50</b>
	Masaki, Donne	<b>\$7.50</b>
	Masaki, Donne	<b>\$7.50</b>
	Masaki, Donne	<b>\$7.50</b>
	Masaki, Donne	<b>\$7.50</b>
	Masaki, Donne	<b>\$7.50</b>
	Masaki, Donne	<b>\$7.50</b>
	Masaki, Donne	<b>\$7.50</b>
	Masaki, Donne	<b>\$7.50</b>
	Masaki, Donne	<b>\$7.50</b>
	Masaki, Donne	<b>\$7.50</b>
	Masaki, Donne	<b>\$7.50</b>
	Masaki, Donne	<b>\$7.50</b>
	Masaki, Donne	<b>\$7.50</b>
	Masaki, Donne	<b>\$7.50</b>
	Masaki, Donne	<b>\$7.50</b>

**DISCLAIMER:** The information presented in the 2011 Biennial Report was taken directly from reports of receipts and expenditures filed by the candidates and political committees; afterward formatted into the applicable graphs and charts.

Contributions less than \$100	Masaki, Donne	<b>\$7.50</b>
	Masaki, Donne	<b>\$7.50</b>
	Masaki, Donne	<b>\$7.50</b>
	Masaki, Donne	<b>\$7.50</b>
	Masaki, Donne	<b>\$7.50</b>
	Masaki, Donne	<b>\$7.50</b>
	Masaki, Donne	<b>\$7.50</b>
	Masaki, Donne	<b>\$7.50</b>
	Masaki, Donne	<b>\$7.50</b>
	Masaki, Donnie	<b>\$7.50</b>
	Masaki, Donnie	<b>\$7.50</b>
	May, Dolores	<b>\$25.00</b>
	May, Dolores	<b>\$25.00</b>
	May, Dolores	<b>\$25.00</b>
	May, Dolores	<b>\$25.00</b>
	May, Dolores	<b>\$25.00</b>
	May, Dolores	<b>\$25.00</b>
	May, Dolores	<b>\$25.00</b>
	May, Dolores	<b>\$25.00</b>
	May, Dolores	<b>\$25.00</b>
	May, Dolores	<b>\$25.00</b>
	May, Dolores	<b>\$25.00</b>
	May, Dolores	<b>\$25.00</b>
	May, Dolores	<b>\$25.00</b>
	May, Dolores	<b>\$25.00</b>
	May, Dolores	<b>\$25.00</b>
	May, Dolores	<b>\$25.00</b>
	May, Dolores	<b>\$25.00</b>
	May, Dolores	<b>\$25.00</b>
	McClure, Lynn	<b>\$5.00</b>
McClure, Lynn	<b>\$5.00</b>	

**DISCLAIMER:** The information presented in the 2011 Biennial Report was taken directly from reports of receipts and expenditures filed by the candidates and political committees; afterward formatted into the applicable graphs and charts.

Contributions less than \$100	McClure, Lynn	\$5.00
	McClure, Lynn	\$5.00
	McClure, Lynn	\$5.00
	McClure, Lynn	\$5.00
	McClure, Lynn	\$5.00
	McClure, Lynn	\$5.00
	McClure, Lynn	\$5.00
	McClure, Lynn	\$5.00
	McClure, Lynn	\$5.00
	McClure, Lynn	\$5.00
	McClure, Lynn	\$5.00
	McClure, Lynn	\$5.00
	McClure, Lynn	\$5.00
	McClure, Lynn	\$5.00
	McClure, Lynn	\$5.00
	McClure, Lynn	\$5.00
	McClure, Lynn	\$5.00
	McClure, Lynn	\$5.00
	McClure, Lynn	\$5.00
	McClure, Lynn	\$5.00
	McClure, Lynn	\$5.00
	McClure, Lynn	\$5.00
	McClure, Lynn	\$5.00
	McClure, Lynn	\$5.00

**DISCLAIMER:** The information presented in the 2011 Biennial Report was taken directly from reports of receipts and expenditures filed by the candidates and political committees; afterward formatted into the applicable graphs and charts.

Contributions less than \$100	McClure, Lynn	\$5.00
	McClure, Lynn	\$5.00
	McClure, Lynn	\$5.00
	McClure, Lynn	\$5.00
	McClure, Lynn	\$5.00
	McClure, Lynn	\$5.00
	McClure, Lynn	\$5.00
	McClure, Lynn	\$5.00
	McClure, Lynn	\$5.00
	McClure, Lynn	\$5.00
	McClure, Lynn	\$5.00
	McClure, Lynn	\$5.00
	McClure, Lynn	\$5.00
	McClure, Lynn	\$5.00
	McClure, Lynn	\$5.00
	McCready, Margaret	\$25.00
	MCCready, Margaret	\$25.00
	MCCready, Margaret	\$25.00
	McCready, Margaret	\$25.00
	Mccready, Margaret	\$25.00
	Mccready, Margaret	\$25.00
	Mccready, Margaret	\$25.00
	Mccready, Margaret	\$25.00
	Mccready, Margaret	\$25.00
	Mccready, Margaret	\$25.00
	Mccready, Margaret	\$25.00
	Mccready, Margaret	\$25.00
	Mccready, Margaret	\$25.00
	Mccready, Margaret	\$25.00
	Mccready, Margaret	\$25.00
Mccready, Margaret	\$25.00	
Mccready, Margaret	\$25.00	
Mccready, Margaret	\$25.00	
Mccready, Margaret	\$25.00	
Mccready, Margaret	\$25.00	

**DISCLAIMER:** The information presented in the 2011 Biennial Report was taken directly from reports of receipts and expenditures filed by the candidates and political committees; afterward formatted into the applicable graphs and charts.



Contributions less than \$100	McCrorry, Karen	<b>\$10.00</b>
	McCrorry, Karen	<b>\$10.00</b>
	McCrorry, Karen	<b>\$10.00</b>
	McCrorry, Karen	<b>\$10.00</b>
	McCrorry, Karen	<b>\$10.00</b>
	McCrorry, Karen	<b>\$10.00</b>
	McCrorry, Karen	<b>\$10.00</b>
	McCrorry, Karen	<b>\$10.00</b>
	McCrorry, Karen	<b>\$10.00</b>
	McCrorry, Karen	<b>\$10.00</b>
	McCrorry, Karen	<b>\$10.00</b>
	McCrorry, Karen	<b>\$10.00</b>
	McCrorry, Karen	<b>\$10.00</b>
	McCrorry, Karen	<b>\$10.00</b>
	McCrorry, Karen	<b>\$10.00</b>
	McCrorry, Karen	<b>\$10.00</b>
	McCrorry, Karen	<b>\$10.00</b>
	McCrorry, Karen	<b>\$10.00</b>
	McCrorry, Karen	<b>\$10.00</b>
	McCrorry, Karen	<b>\$10.00</b>
	McCrorry, Karen	<b>\$10.00</b>
	McCrorry, Karen	<b>\$10.00</b>
	McCrorry, Karen	<b>\$10.00</b>
	McCrorry, Karen	<b>\$10.00</b>
	McCrorry, Karen	<b>\$10.00</b>

**DISCLAIMER:** The information presented in the 2011 Biennial Report was taken directly from reports of receipts and expenditures filed by the candidates and political committees; afterward formatted into the applicable graphs and charts.





Contributions less than \$100	McFadden, Edward	\$25.00
	McFadden, Edward	\$25.00
	McFadden, Edward	\$25.00
	McFadden, Edward	\$25.00
	McFadden, Edward	\$25.00
	McFadden, Edward	\$25.00
	McFadden, Edward	\$25.00
	McFadden, Edward	\$25.00
	McFadden, Edward	\$25.00
	McFadden, Edward	\$25.00
	McFadden, Edward	\$25.00
	McFadden, Edward	\$25.00
	McFadden, Edward	\$25.00
	McFadden, Edward	\$25.00
	McFadden, Edward	\$25.00
	McFadden, Edward	\$25.00
	McFadden, Edward	\$25.00
	McFadden, Edward	\$25.00
	McFadden, Edward	\$25.00
	McFadden, Edward	\$25.00
	McFadden, Edward	\$25.00
	McFadden, Edward	\$25.00
	McFadden, Edward	\$25.00
	McFadden, Edward	\$25.00
	McFadden, Edward	\$25.00
	McFadden, Edward	\$25.00

**DISCLAIMER:** The information presented in the 2011 Biennial Report was taken directly from reports of receipts and expenditures filed by the candidates and political committees; afterward formatted into the applicable graphs and charts.

Contributions less than \$100	McFadden, Edward	\$25.00
	McFadden, Edward	\$25.00
	McFadden, Edward	\$25.00
	McFadden, Edward	\$25.00
	McFadden, Edward	\$25.00
	McFadden, Edward	\$25.00
	McFadden, Edward	\$25.00
	McFadden, Edward	\$25.00
	McFadden, Edward	\$25.00
	MCIntosh, Joanna	\$25.00
	MCIntosh, Joanna	\$25.00
	McIntosh, Joanna	\$25.00
	McIntosh, Joanna	\$25.00
	McIntosh, Joanna	\$25.00
	MCINTOSH, JOANNA	\$25.00
	MCINTOSH, JOANNA	\$25.00
	MCINTOSH, JOANNA	\$25.00
	MCINTOSH, JOANNA	\$25.00
	Mcintosh, Joanna	\$25.00
	Mcintosh, Joanna	\$25.00
	MCINTOSH, JOANNA	\$25.00
	MCINTOSH, JOANNA	\$25.00
	MCINTOSH, JOANNA	\$25.00
	MCINTOSH, JOANNA	\$25.00
	Mcintosh, Joanna	\$25.00
	MCINTOSH, JOANNA	\$25.00
	MCINTOSH, JOANNA	\$25.00
	MCINTOSH, JOANNA	\$25.00
	MCINTOSH, JOANNA	\$25.00
	MCINTOSH, JOANNA	\$25.00
MCINTOSH, JOANNA	\$25.00	

**DISCLAIMER:** The information presented in the 2011 Biennial Report was taken directly from reports of receipts and expenditures filed by the candidates and political committees; afterward formatted into the applicable graphs and charts.

Contributions less than \$100	MCINTOSH, JOANNA	\$25.00
	MCINTOSH, JOANNA	\$25.00
	MCINTOSH, JOANNA	\$25.00
	MCINTOSH, JOANNA	\$25.00
	MCINTOSH, JOANNA	\$25.00
	MCINTOSH, JOANNA	\$25.00
	MCINTOSH, JOANNA	\$25.00
	MCINTOSH, JOANNA	\$25.00
	MCINTOSH, JOANNA	\$25.00
	MCINTOSH, JOANNA	\$25.00
	MCINTOSH, JOANNA	\$25.00
	MCINTOSH, JOANNA	\$25.00
	MCINTOSH, JOANNA	\$25.00
	MCINTOSH, JOANNA	\$25.00
	MCINTOSH, JOANNA	\$25.00
	MCINTOSH, JOANNA	\$25.00
	MCINTOSH, JOANNA	\$25.00
	MCINTOSH, JOANNA	\$25.00
	MCINTOSH, JOANNA	\$25.00
	MCINTOSH, JOANNA	\$25.00
	MCINTOSH, JOANNA	\$25.00
	McIntosh, Joanna	\$25.00
	Mcintosh, Joanna	\$25.00
	MCINTOSH, JOANNA	\$25.00
	Mcintosh, Joanna	\$25.00
	Mcintosh, Joanna	\$25.00
	Mcintosh, Joanna	\$25.00
	Mcintosh, Joanna	\$25.00
	Mcintosh, Joanna	\$25.00
	Mcintosh, Joanna	\$25.00
McLemon, Kevin	\$25.00	
MCLernon, Kevin	\$25.00	
MCLernon, Kevin	\$25.00	
McLernon, Kevin	\$25.00	

**DISCLAIMER:** The information presented in the 2011 Biennial Report was taken directly from reports of receipts and expenditures filed by the candidates and political committees; afterward formatted into the applicable graphs and charts.

Contributions less than \$100	MCLERNON, KEVIN	\$25.00
	MCLERNON, KEVIN	\$25.00
	MCLERNON, KEVIN	\$25.00
	MCLERNON, KEVIN	\$25.00
	MCLERNON, KEVIN	\$25.00
	MCLERNON, KEVIN	\$25.00
	MCLERNON, KEVIN	\$25.00
	MCLERNON, KEVIN	\$25.00
	MCLERNON, KEVIN	\$25.00
	MCLERNON, KEVIN	\$25.00
	MCLERNON, KEVIN	\$25.00
	MCLERNON, KEVIN	\$25.00
	MCLERNON, KEVIN	\$25.00
	MCLERNON, KEVIN	\$25.00
	McLernon, Kevin	\$25.00
	MCLERNON, KEVIN	\$25.00
	MCLERNON, KEVIN	\$25.00
	MCLERNON, KEVIN	\$25.00
	MCLERNON, KEVIN	\$25.00
	MCLERNON, KEVIN	\$25.00
	MCLERNON, KEVIN	\$25.00
	MCLERNON, KEVIN	\$25.00
	MCLERNON, KEVIN	\$25.00
	MCLERNON, KEVIN	\$25.00
	MCLERNON, KEVIN	\$25.00
	McLernon, Kevin	\$25.00
	MCLERNON, KEVIN	\$25.00
	MCLERNON, KEVIN	\$25.00
	MCLERNON, KEVIN	\$25.00
	MCLERNON, KEVIN	\$25.00
McLernon, Kevin	\$25.00	

**DISCLAIMER:** The information presented in the 2011 Biennial Report was taken directly from reports of receipts and expenditures filed by the candidates and political committees; afterward formatted into the applicable graphs and charts.

Contributions less than \$100	MCLERNON, KEVIN	\$25.00
	McLernon, Kevin	\$25.00
	MCLERNON, KEVIN	\$25.00
	McLernon, Kevin	\$25.00
	MCLERNON, KEVIN	\$25.00
	MCLERNON, KEVIN	\$25.00
	MCLERNON, KEVIN	\$25.00
	MCLERNON, KEVIN	\$25.00
	MCLERNON, KEVIN	\$25.00
	MCLERNON, KEVIN	\$25.00
	MCLERNON, KEVIN	\$25.00
	McLernon, Kevin	\$25.00
	MCLERNON, KEVIN	\$25.00
	McLernon, Kevin	\$25.00
	MCLERNON, KEVIN	\$25.00
	MCLERNON, KEVIN	\$25.00
	Mekelburg, Andrew	\$5.00
	Mekelburg, Andrew	\$5.00
	Mekelburg, Andrew	\$5.00
	Mekelburg, Andrew	\$5.00
	Mekelburg, Andrew	\$5.00
	Mekelburg, Andrew	\$5.00
	Mekelburg, Andrew	\$5.00
	Mekelburg, Andrew	\$5.00
	Mekelburg, Andrew	\$5.00
	Mekelburg, Andrew	\$5.00
	Mekelburg, Andrew	\$5.00
	Mekelburg, Andrew	\$5.00
	Mekelburg, Andrew	\$5.00
	Mekelburg, Andrew	\$5.00
Mekelburg, Andrew	\$5.00	
Mekelburg, Andrew	\$5.00	
Mekelburg, Andrew	\$5.00	

**DISCLAIMER:** The information presented in the 2011 Biennial Report was taken directly from reports of receipts and expenditures filed by the candidates and political committees; afterward formatted into the applicable graphs and charts.

Contributions less than \$100	Mekelburg, Andrew	\$5.00
	Mekelburg, Andrew	\$5.00
	Mekelburg, Andrew	\$5.00
	Mekelburg, Andrew	\$5.00
	Mekelburg, Andrew	\$5.00
	Mekelburg, Andrew	\$5.00
	Mekelburg, Andrew	\$5.00
	Mekelburg, Andrew	\$5.00
	Mekelburg, Andrew	\$5.00
	Mekelburg, Andrew	\$5.00
	Mekelburg, Andrew	\$5.00
	Mekelburg, Andrew	\$5.00
	Mekelburg, Andrew	\$5.00
	Mekelburg, Andrew	\$5.00
	Mekelburg, Andrew	\$5.00
	Mekelburg, Andrew	\$5.00
	Mekelburg, Andrew	\$5.00
	Mekelburg, Andrew	\$5.00
	Mekelburg, Andrew	\$5.00
	Mekelburg, Andrew	\$5.00
	Mekelburg, Andrew	\$5.00
	Mekelburg, Andrew	\$5.00
	Mekelburg, Andrew	\$5.00
	Mekelburg, Andrew	\$5.00

**DISCLAIMER:** The information presented in the 2011 Biennial Report was taken directly from reports of receipts and expenditures filed by the candidates and political committees; afterward formatted into the applicable graphs and charts.

Contributions less than \$100	Mekelburg, Andrew	\$5.00
	Mekelburg, Andrew	\$5.00
	Mekelburg, Andrew	\$5.00
	Mekelburg, Andrew	\$5.00
	Mekelburg, Andrew	\$5.00
	Palcic, Catherine	\$5.00
	Palcic, Catherine	\$5.00
	Palcic, Catherine	\$5.00
	Palcic, Catherine	\$5.00
	Palcic, Catherine	\$5.00
	Palcic, Catherine	\$5.00
	Palcic, Catherine	\$5.00
	Palcic, Catherine	\$5.00
	Palcic, Catherine	\$5.00
	Palcic, Catherine	\$5.00
	Palcic, Catherine	\$5.00
	Palcic, Catherine	\$5.00
	Palcic, Catherine	\$5.00
	Palcic, Catherine	\$5.00
	Palcic, Catherine	\$5.00
	Palcic, Catherine	\$5.00
	Palcic, Catherine	\$5.00
	Palcic, Catherine	\$5.00
	Pel, Angela	\$25.00
	Peluso, Angela	\$25.00
	Peluso, Angeal	\$25.00
	Peluso, Angela	\$25.00
	Peluso, Angela	\$25.00
	Peluso, Angela	\$25.00
	Peluso, Angela	\$25.00
Peluso, Angela	\$25.00	
Peluso, Angela	\$25.00	
Peluso, Angela	\$25.00	
Peluso, Angela	\$25.00	
Peluso, Angela	\$25.00	
Peluso, Angela	\$25.00	

**DISCLAIMER:** The information presented in the 2011 Biennial Report was taken directly from reports of receipts and expenditures filed by the candidates and political committees; afterward formatted into the applicable graphs and charts.



Contributions less than \$100	Peluso, Angela	\$25.00
	Peluso, Angela	\$25.00
	Peluso, Angela	\$25.00
	Peluso, Angela	\$25.00
	Peluso, Angela	\$25.00
	Peluso, Angela	\$25.00
	Peluso, Angela	\$25.00
	Peluso, Angela	\$25.00
	Peluso, Angela	\$25.00
	Peluso, Angela	\$25.00
	Peluso, Angela	\$25.00
	Peluso, Angela	\$25.00
	Peluso, Angela	\$25.00
	Peluso, Angela	\$25.00
	Peluso, Angela	\$25.00
	Peluso, Angela	\$25.00
	Peluso, Angela	\$25.00
	Peluso, Angela	\$25.00
	Peluso, Angela	\$25.00
	Peluso, Angela	\$25.00
	Peluso, Angela	\$25.00
	Peluso, Angela	\$25.00
	Peluso, Angela	\$25.00
	Peluso, Angela	\$25.00
	Peluso, Angela	\$25.00
	Peluso, Angela	\$25.00

**DISCLAIMER:** The information presented in the 2011 Biennial Report was taken directly from reports of receipts and expenditures filed by the candidates and political committees; afterward formatted into the applicable graphs and charts.

Contributions less than \$100	Peluso, Angela	\$25.00
	Plumb, Lawrence	\$25.00
	Plumb, Lawrence	\$25.00
	Plumb, Lawrence	\$25.00
	Plumb, Lawrence	\$25.00
	Plumb, Lawrence	\$25.00
	Plumb, Lawrence	\$25.00
	Plumb, Lawrence	\$25.00
	Plumb, Lawrence	\$25.00
	Plumb, Lawrence	\$25.00
	Plumb, Lawrence	\$25.00
	Plumb, Lawrence	\$25.00
	Plumb, Lawrence	\$25.00
	Plumb, Lawrence	\$25.00
	Plumb, Lawrence	\$25.00
	Plumb, Lawrence	\$25.00
	Plumb, Lawrence	\$25.00
	Plumb, Lawrence	\$25.00
	Plumb, Lawrence	\$25.00
	Plumb, Lawrence	\$25.00
	Plumb, Lawrence	\$25.00
	Plumb, Lawrence	\$25.00
	Plumb, Lawrence	\$25.00
	Plumb, Lawrence	\$25.00

**DISCLAIMER:** The information presented in the 2011 Biennial Report was taken directly from reports of receipts and expenditures filed by the candidates and political committees; afterward formatted into the applicable graphs and charts.

Contributions less than \$100	Plumb, Lawrence	\$25.00
	Plumb, Lawrence	\$25.00
	Plumb, Lawrence	\$25.00
	Plumb, Lawrence	\$25.00
	Plumb, Lawrence	\$25.00
	Plumb, Lawrence	\$25.00
	Plumb, Lawrence	\$25.00
	Plumb, Lawrence	\$25.00
	Plumb, Lawrence	\$25.00
	Plumb, Lawrence	\$25.00
	Plumb, Lawrence	\$25.00
	Plumb, Lawrence	\$25.00
	Plumb, Lawrence	\$25.00
	Plumb, Lawrence	\$25.00
	Plumb, Lawrence	\$25.00
	Plumb, Lawrence	\$25.00
	Plumb, Lawrence	\$25.00
	Plumb, Lawrence	\$25.00
	Plumb, Lawrence	\$25.00
	Plumb, Lawrence	\$25.00
	Pourdastan, Mahasti	\$25.00
	Randolp, William	\$7.00
	Randolph, William	\$7.00
	Randolph, William	\$7.00
	Randolph, William	\$7.00
	Randolph, William	\$7.00
	Randolph, William	\$7.00
	Randolph, William	\$7.00
Randolph, William	\$7.00	
Randolph, William	\$7.00	
Randolph, William	\$7.00	
Randolph, William	\$7.00	
Randolph, William	\$7.00	

**DISCLAIMER:** The information presented in the 2011 Biennial Report was taken directly from reports of receipts and expenditures filed by the candidates and political committees; afterward formatted into the applicable graphs and charts.

Contributions less than \$100	Randolph, William	<b>\$7.00</b>
	Randolph, William	<b>\$7.00</b>
	Randolph, William	<b>\$7.00</b>
	Randolph, William	<b>\$7.00</b>
	Randolph, William	<b>\$7.00</b>
	Randolph, William	<b>\$7.00</b>
	Randolph, William	<b>\$7.00</b>
	Randolph, William	<b>\$7.00</b>
	Randolph, William	<b>\$7.00</b>
	Randolph, William	<b>\$7.00</b>
	Randolph, William	<b>\$7.00</b>
	Randolph, William	<b>\$7.00</b>
	Randolph, William	<b>\$7.00</b>
	Randolph, William	<b>\$7.00</b>
	Rice, Brian	<b>\$25.00</b>
	Rice, Brian	<b>\$25.00</b>
	Rice, Brian	<b>\$25.00</b>
	Rice, Brian	<b>\$25.00</b>
	Rice, Brian	<b>\$25.00</b>
	Rice, Brian	<b>\$25.00</b>
	Rice, Brian	<b>\$25.00</b>
	Rice, Brian	<b>\$25.00</b>
	Rice, Brian	<b>\$25.00</b>
	Rice, Brian	<b>\$25.00</b>
	Rice, Brian	<b>\$25.00</b>
	Rice, Brian	<b>\$25.00</b>
	Rice, Brian	<b>\$25.00</b>
	Rice, Brian	<b>\$25.00</b>
	Rice, Brian	<b>\$25.00</b>
	Rice, Brian	<b>\$25.00</b>
	Rice, Brian	<b>\$25.00</b>
	Rice, Brian	<b>\$25.00</b>
Rice, Brian	<b>\$25.00</b>	
Rice, Brian	<b>\$25.00</b>	
Rice, Brian	<b>\$25.00</b>	

**DISCLAIMER:** The information presented in the 2011 Biennial Report was taken directly from reports of receipts and expenditures filed by the candidates and political committees; afterward formatted into the applicable graphs and charts.

Contributions less than \$100	Robinette, Shelley	<b>\$10.00</b>
	Robinette, Shelley	<b>\$10.00</b>
	Robinette, Shelley	<b>\$10.00</b>
	Robinette, Shelley	<b>\$10.00</b>
	Robinette, Shelley	<b>\$10.00</b>
	Robinette, Shelley	<b>\$10.00</b>
	Robinette, Shelley	<b>\$10.00</b>
	Robinette, Shelley	<b>\$10.00</b>
	Robinette, Shelley	<b>\$10.00</b>
	Robinette, Shelley	<b>\$10.00</b>
	Robinette, Shelley	<b>\$10.00</b>
	Robinette, Shelley	<b>\$10.00</b>
	Robinette, Shelley	<b>\$10.00</b>
	Robinette, Shelley	<b>\$10.00</b>
	Robinette, Shelley	<b>\$10.00</b>
	Robinette, Shelley	<b>\$10.00</b>
	Robinette, Shelley	<b>\$10.00</b>
	Robinette, Shelley	<b>\$10.00</b>
	Robinette, Shelley	<b>\$10.00</b>
	Robinette, Shelley	<b>\$10.00</b>
	Robinette, Shelley	<b>\$10.00</b>
	Robinette, Shelley	<b>\$10.00</b>
	Robinette, Shelley	<b>\$10.00</b>

**DISCLAIMER:** The information presented in the 2011 Biennial Report was taken directly from reports of receipts and expenditures filed by the candidates and political committees; afterward formatted into the applicable graphs and charts.

Contributions less than \$100	Robinette, Shelley	<b>\$10.00</b>
	Robinette, Shelley	<b>\$10.00</b>
	Robinette, Shelley	<b>\$10.00</b>
	Robinette, Shelley	<b>\$10.00</b>
	Robinette, Shelley	<b>\$10.00</b>
	Robinette, Shelley	<b>\$10.00</b>
	Robinette, Shelley	<b>\$10.00</b>
	Robinette, Shelley	<b>\$10.00</b>
	Robinette, Shelley	<b>\$10.00</b>
	Robinette, Shelley	<b>\$10.00</b>
	Robinette, Shelley	<b>\$10.00</b>
	Robinette, Shelley	<b>\$10.00</b>
	Robinette, Shelley	<b>\$10.00</b>
	Robinette, Shelley	<b>\$10.00</b>
	Robinette, Shelley	<b>\$10.00</b>
	Robinette, Shelley	<b>\$10.00</b>
	Robinette, Shelley	<b>\$10.00</b>
	Robinette, Shelley	<b>\$10.00</b>
	Robinette, Shelly	<b>\$10.00</b>
	Robinette, Shelly	<b>\$10.00</b>
	Senn, S	<b>\$50.00</b>
	Senn, W.	<b>\$50.00</b>
	Senn, W.	<b>\$50.00</b>
	Senn, W.	<b>\$50.00</b>
	Senn, W.	<b>\$50.00</b>
	Senn, W.	<b>\$50.00</b>
	Senn, W.	<b>\$50.00</b>
	Senn, W.	<b>\$50.00</b>
Senn, W.	<b>\$50.00</b>	
Senn, W.	<b>\$50.00</b>	
Senn, W.	<b>\$50.00</b>	
Senn, W.	<b>\$50.00</b>	

**DISCLAIMER:** The information presented in the 2011 Biennial Report was taken directly from reports of receipts and expenditures filed by the candidates and political committees; afterward formatted into the applicable graphs and charts.

Contributions less than \$100	Senn, W	\$50.00
	Senn, W	\$50.00
	Senn, W	\$50.00
	Senn, W	\$50.00
	Senn, W	\$50.00
	Senn, W	\$50.00
	Senn, W	\$50.00
	Senn, W	\$50.00
	Senn, W	\$50.00
	Senn, W	\$50.00
	Senn, W	\$50.00
	Senn, W	\$50.00
	Senn, W	\$50.00
	Senn, W	\$50.00
	Senn, W	\$50.00
	Senn, W	\$50.00
	Senn, W	\$50.00
	Senn, W	\$50.00
	Senn, W	\$50.00
	Senn, W	\$50.00
	Senn, W	\$50.00
	Senn, W	\$50.00
	Senn, W	\$50.00

**DISCLAIMER:** The information presented in the 2011 Biennial Report was taken directly from reports of receipts and expenditures filed by the candidates and political committees; afterward formatted into the applicable graphs and charts.

Contributions less than \$100	Senn, W	<b>\$50.00</b>
	Senn, W	<b>\$50.00</b>
	Senn, W	<b>\$50.00</b>
	Senn, William	<b>\$50.00</b>
	Senn, William	<b>\$50.00</b>
	Skoloda, Joey	<b>\$2.50</b>
	Skoloda, Joey	<b>\$2.50</b>
	Skoloda, Joey	<b>\$2.50</b>
	Skoloda, Joey	<b>\$2.50</b>
	Skoloda, Joey	<b>\$2.50</b>
	Skoloda, Joey	<b>\$2.50</b>
	Skoloda, Joey	<b>\$2.50</b>
	Skoloda, Joey	<b>\$2.50</b>
	Skoloda, Joey	<b>\$2.50</b>
	Skoloda, Joey	<b>\$2.50</b>
	Skoloda, Joey	<b>\$2.50</b>
	Skoloda, Joey	<b>\$2.50</b>
	Skoloda, Joey	<b>\$2.50</b>
	Skoloda, Joey	<b>\$2.50</b>
	Skoloda, Joey	<b>\$2.50</b>
	Skoloda, Joey	<b>\$2.50</b>
	Skoloda, Joey	<b>\$1.24</b>
	Smith, Handel	<b>\$7.50</b>
	Smith, Handel	<b>\$7.50</b>
	Smith, Handel	<b>\$7.50</b>
	Smith, Handel	<b>\$7.50</b>
	Smith, Handel	<b>\$7.50</b>
	Smith, Handel	<b>\$7.50</b>
Smith, Handel	<b>\$7.50</b>	
Smith, Handel	<b>\$7.50</b>	
Smith, Handel	<b>\$7.50</b>	
Smith, Handel	<b>\$7.50</b>	
Smith, Handel	<b>\$7.50</b>	

**DISCLAIMER:** The information presented in the 2011 Biennial Report was taken directly from reports of receipts and expenditures filed by the candidates and political committees; afterward formatted into the applicable graphs and charts.



Contributions less than \$100	Smith, Handel	<b>\$7.50</b>
	Smith, Handel	<b>\$7.50</b>
	Smith, Handel	<b>\$7.50</b>
	Smith, Handel	<b>\$7.50</b>
	Smith, Handel	<b>\$7.50</b>
	Smith, Handel	<b>\$7.50</b>
	Smith, Handel	<b>\$7.50</b>
	Smith, Handel	<b>\$7.50</b>
	Smith, Handel	<b>\$7.50</b>
	Smith, Handel	<b>\$7.50</b>
	Smith, Handel	<b>\$7.50</b>
	Smith, Handel	<b>\$7.50</b>
	Smith, Handel	<b>\$7.50</b>
	Smith, Handel	<b>\$7.50</b>
	Smith, Handel	<b>\$7.50</b>
	Smith, Handel	<b>\$7.50</b>
	Smith, Handel	<b>\$7.50</b>
	Smith, Handel	<b>\$7.50</b>
	Smith, Handel	<b>\$7.50</b>
	Smith, Handel	<b>\$7.50</b>
	Smith, Handel	<b>\$7.50</b>
	Smith, Handel	<b>\$7.50</b>
	Smith, Handel	<b>\$7.50</b>

**DISCLAIMER:** The information presented in the 2011 Biennial Report was taken directly from reports of receipts and expenditures filed by the candidates and political committees; afterward formatted into the applicable graphs and charts.

Contributions less than \$100	Smith, Handel	<b>\$7.50</b>
	Smith, Handel	<b>\$7.50</b>
	Smith, Handel	<b>\$7.50</b>
	Smith, Handel	<b>\$7.50</b>
	Smith, Handel	<b>\$7.50</b>
	Smith, Handel	<b>\$7.50</b>
	Smith, Handel	<b>\$7.50</b>
	Smith, Handel	<b>\$7.50</b>
	Stevenson, Michael	<b>\$5.00</b>
	Stevenson, Michael	<b>\$5.00</b>
	Stevenson, Michael	<b>\$5.00</b>
	Stevenson, Michael	<b>\$5.00</b>
	Stevenson, Michael	<b>\$5.00</b>
	Stevenson, Michael	<b>\$5.00</b>
	Stevenson, Michael	<b>\$5.00</b>
	Stevenson, Michael	<b>\$5.00</b>
	Stevenson, Michael	<b>\$5.00</b>
	Stevenson, Michael	<b>\$5.00</b>
	Stevenson, Michael	<b>\$5.00</b>
	Stevenson, Michael	<b>\$5.00</b>
	Stevenson, Michael	<b>\$5.00</b>
	Stevenson, Michael	<b>\$5.00</b>
	Stevenson, Michael	<b>\$5.00</b>
	Stevenson, Michael	<b>\$5.00</b>
	Stevenson, Michael	<b>\$5.00</b>
	Taylor, Craig	<b>\$25.00</b>
	Taylor, Craig	<b>\$25.00</b>
	Turner, James	<b>\$25.00</b>
	Turner, James	<b>\$25.00</b>
	Turner, James	<b>\$25.00</b>
Turner, James	<b>\$25.00</b>	
Velez, Mario Acosta-	<b>\$15.00</b>	

**DISCLAIMER:** The information presented in the 2011 Biennial Report was taken directly from reports of receipts and expenditures filed by the candidates and political committees; afterward formatted into the applicable graphs and charts.

Contributions less than \$100	Velez, Mario Acosta-	<b>\$15.00</b>
	Velez, Mario Acosta-	<b>\$15.00</b>
	Total	<b>\$30,393.00</b>
<b>Grand Total</b>		<b>\$30,493.00</b>

**DISCLAIMER:** The information presented in the 2011 Biennial Report was taken directly from reports of receipts and expenditures filed by the candidates and political committees; afterward formatted into the applicable graphs and charts.

Contributor Name	Amount	Type of Contributor	Date of Receipt
<b>Contributions Greater than or equal to \$100 but less than \$250</b>			
Cunningham, Erica	\$100.00	Individual	09/03/2010
<b>Subtotal</b>	<b>\$100.00</b>		
<b>Percentage of Total Contributions</b>	<b>0.33%</b>		

**DISCLAIMER:** The information presented in the 2011 Biennial Report was taken directly from reports of receipts and expenditures filed by the candidates and political committees; afterward formatted into the applicable graphs and charts.

Contributor Name	Amount	Type of Contributor	Date of Receipt
------------------	--------	---------------------	-----------------

**Contributions Less than \$100**

Acosta-Velez, Mario	\$15.00	Individual	07/09/2010
Acosta-Velez, Mario	\$15.00	Individual	07/23/2010
Acosta-Velez, Mario	\$15.00	Individual	09/17/2010
Acosta-Velez, Mario	\$15.00	Individual	10/01/2010
Acosta-Velez, Mario	\$15.00	Individual	10/15/2010
Acosta-Velez, Mario	\$15.00	Individual	10/29/2010
Acosta-Velez, Mario	\$15.00	Individual	11/12/2010
Acosta-Velez, Mario	\$15.00	Individual	11/26/2010
Ambrose, J	\$25.00	Individual	01/02/2009
Ambrose, J	\$25.00	Individual	01/16/2009
Ambrose, J	\$25.00	Individual	02/01/2009
Ambrose, J	\$25.00	Individual	02/13/2009
Ambrose, J	\$25.00	Individual	02/27/2009
Ambrose, J	\$25.00	Individual	03/13/2009
Ambrose, J	\$25.00	Individual	03/27/2009
Ambrose, J	\$25.00	Individual	04/10/2009
Ambrose, J	\$25.00	Individual	04/24/2009
Ambrose, J	\$25.00	Individual	05/08/2009
Ambrose, J	\$25.00	Individual	05/22/2009
Ambrose, J	\$25.00	Individual	06/05/2009
Ambrose, J	\$25.00	Individual	06/19/2009
Ambrose, J	\$25.00	Individual	07/03/2009
Ambrose, J	\$25.00	Individual	07/17/2009
Ambrose, J	\$25.00	Individual	08/01/2009
Ambrose, J	\$25.00	Individual	08/01/2009
Ambrose, J	\$25.00	Individual	08/01/2009
Ambrose, J	\$25.00	Individual	08/07/2009
Ambrose, J	\$25.00	Individual	08/21/2009
Ambrose, J	\$25.00	Individual	09/04/2009
Ambrose, J	\$25.00	Individual	09/18/2009
Ambrose, J	\$25.00	Individual	09/18/2009
Ambrose, J	\$25.00	Individual	10/30/2009
Ambrose, J	\$25.00	Individual	11/13/2009
Ambrose, J	\$25.00	Individual	11/27/2009

**DISCLAIMER:** The information presented in the 2011 Biennial Report was taken directly from reports of receipts and expenditures filed by the candidates and political committees; afterward formatted into the applicable graphs and charts.

Contributor Name	Amount	Type of Contributor	Date of Receipt
------------------	--------	---------------------	-----------------

**Contributions Less than \$100**

Ambrose, J	\$25.00	Individual	12/11/2009
Ambrose, J	\$25.00	Individual	12/11/2009
Ambrose, J	\$25.00	Individual	12/24/2009
Ambrose, J	\$25.00	Individual	02/05/2010
Ambrose, J	\$25.00	Individual	02/19/2010
Ambrose, J	\$25.00	Individual	03/05/2010
Ambrose, J	\$25.00	Individual	03/19/2010
Ambrose, J	\$25.00	Individual	04/16/2010
Ambrose, J	\$25.00	Individual	04/30/2010
Ambrose, J	\$25.00	Individual	05/14/2010
Ambrose, J	\$25.00	Individual	05/28/2010
Ambrose, J	\$25.00	Individual	06/11/2010
Ambrose, J	\$25.00	Individual	07/09/2010
Ambrose, J	\$25.00	Individual	07/23/2010
Ambrose, J	\$25.00	Individual	07/23/2010
Ambrose, J	\$25.00	Individual	08/11/2010
Ambrose, J	\$25.00	Individual	08/20/2010
Ambrose, J	\$25.00	Individual	09/03/2010
Ambrose, J	\$25.00	Individual	09/17/2010
Ambrose, J	\$25.00	Individual	09/17/2010
Ambrose, J	\$25.00	Individual	10/01/2010
Ambrose, J	\$25.00	Individual	10/15/2010
Ambrose, J	\$25.00	Individual	10/29/2010
Ambrose, J	\$25.00	Individual	11/12/2010
Ambrose, J	\$25.00	Individual	11/26/2010
Ambrose, J.	\$25.00	Individual	04/02/2010
Askew, Joseph	\$10.00	Individual	01/02/2009
Askew, Joseph	\$10.00	Individual	01/16/2009
Askew, Joseph	\$10.00	Individual	02/01/2009
Askew, Joseph	\$10.00	Individual	02/13/2009
Askew, Joseph	\$10.00	Individual	02/27/2009
Askew, Joseph	\$10.00	Individual	03/13/2009
Askew, Joseph	\$10.00	Individual	03/27/2009
Askew, Joseph	\$10.00	Individual	04/10/2009

**DISCLAIMER:** The information presented in the 2011 Biennial Report was taken directly from reports of receipts and expenditures filed by the candidates and political committees; afterward formatted into the applicable graphs and charts.

Contributor Name	Amount	Type of Contributor	Date of Receipt
------------------	--------	---------------------	-----------------

**Contributions Less than \$100**

Askew, Joseph	\$10.00	Individual	04/24/2009
Askew, Joseph	\$10.00	Individual	05/08/2009
Askew, Joseph	\$10.00	Individual	05/22/2009
Askew, Joseph	\$10.00	Individual	06/05/2009
Askew, Joseph	\$10.00	Individual	06/19/2009
Askew, Joseph	\$10.00	Individual	07/03/2009
Askew, Joseph	\$10.00	Individual	07/17/2009
ASKEW, JOSEPH	\$10.00	Individual	08/01/2009
ASKEW, JOSEPH	\$10.00	Individual	08/01/2009
ASKEW, JOSEPH	\$10.00	Individual	08/01/2009
ASKEW, JOSEPH	\$10.00	Individual	08/07/2009
ASKEW, JOSEPH	\$10.00	Individual	08/21/2009
ASKEW, JOSEPH	\$10.00	Individual	08/21/2009
ASKEW, JOSEPH	\$10.00	Individual	09/04/2009
ASKEW, JOSEPH	\$10.00	Individual	09/18/2009
ASKEW, JOSEPH	\$10.00	Individual	10/02/2009
ASKEW, JOSEPH	\$10.00	Individual	10/16/2009
ASKEW, JOSEPH	\$10.00	Individual	11/27/2009
ASKEW, JOSEPH	\$10.00	Individual	12/11/2009
ASKEW, JOSEPH	\$10.00	Individual	12/24/2009
Askew, Joseph	\$10.00	Individual	02/05/2010
Askew, Joseph	\$10.00	Individual	02/19/2010
Askew, Joseph	\$10.00	Individual	03/05/2010
Askew, Joseph	\$10.00	Individual	03/19/2010
Askew, Joseph	\$10.00	Individual	04/02/2010
Askew, Joseph	\$10.00	Individual	04/16/2010
Askew, Joseph	\$10.00	Individual	04/30/2010
Askew, Joseph	\$10.00	Individual	05/14/2010
Askew, Joseph	\$10.00	Individual	05/28/2010
ASKEW, JOSEPH	\$10.00	Individual	06/11/2010
ASKEW, JOSEPH	\$10.00	Individual	06/25/2010
Askew, Joseph	\$10.00	Individual	07/09/2010
Askew, Joseph	\$10.00	Individual	07/23/2010
ASKEW, JOSEPH	\$10.00	Individual	08/11/2010

**DISCLAIMER:** The information presented in the 2011 Biennial Report was taken directly from reports of receipts and expenditures filed by the candidates and political committees; afterward formatted into the applicable graphs and charts.

Contributor Name	Amount	Type of Contributor	Date of Receipt
------------------	--------	---------------------	-----------------

**Contributions Less than \$100**

ASKEW, JOSEPH	\$10.00	Individual	08/20/2010
ASKEW, JOSEPH	\$10.00	Individual	09/03/2010
ASKEW, JOSEPH	\$10.00	Individual	09/17/2010
ASKEW, JOSEPH	\$10.00	Individual	10/01/2010
Askew, Joseph	\$10.00	Individual	10/15/2010
Askew, Joseph	\$10.00	Individual	10/29/2010
Askew, Joseph	\$10.00	Individual	11/12/2010
Askew, Joseph	\$10.00	Individual	11/12/2010
Bassett, Kimberly	\$20.00	Individual	01/02/2009
Bassett, Kimberly	\$20.00	Individual	01/16/2009
BASSETT, KIMBERLY	\$20.00	Individual	02/01/2009
Bassett, Kimberly	\$20.00	Individual	02/13/2009
BASSETT, KIMBERLY	\$20.00	Individual	02/27/2009
BASSETT, KIMBERLY	\$20.00	Individual	03/27/2009
Bassett, Kimberly	\$20.00	Individual	04/10/2009
Bassett, Kimberly	\$20.00	Individual	04/24/2009
Bassett, Kimberly	\$20.00	Individual	05/08/2009
Bassett, Kimberly	\$20.00	Individual	05/22/2009
Bassett, Kimberly	\$20.00	Individual	06/05/2009
Bassett, Kimberly	\$20.00	Individual	06/19/2009
Bassett, Kimberly	\$20.00	Individual	07/03/2009
Bassett, Kimberly	\$20.00	Individual	07/17/2009
Bassett, Kimberly	\$20.00	Individual	08/01/2009
Bassett, Kimberly	\$20.00	Individual	08/07/2009
Bassett, Kimberly	\$20.00	Individual	08/21/2009
Bassett, Kimberly	\$20.00	Individual	09/04/2009
Bassett, Kimberly	\$20.00	Individual	09/18/2009
Bassett, Kimberly	\$20.00	Individual	10/02/2009
Battle, Harriet	\$4.62	Individual	01/02/2009
Battle, Harriet	\$4.62	Individual	01/16/2009
Battle, Harriet	\$4.62	Individual	02/01/2009
Battle, Harriet	\$4.62	Individual	02/13/2009
Battle, Harriet	\$4.62	Individual	02/27/2009
Battle, Harriet	\$4.62	Individual	03/13/2009

**DISCLAIMER:** The information presented in the 2011 Biennial Report was taken directly from reports of receipts and expenditures filed by the candidates and political committees; afterward formatted into the applicable graphs and charts.



Contributor Name	Amount	Type of Contributor	Date of Receipt
------------------	--------	---------------------	-----------------

**Contributions Less than \$100**

Battle, Harriet	\$4.62	Individual	03/27/2009
Battle, Harriet	\$4.62	Individual	04/10/2009
Battle, Harriet	\$4.62	Individual	04/24/2009
Battle, Harriet	\$4.62	Individual	05/08/2009
Battle, Harriet	\$4.62	Individual	05/22/2009
Battle, Harriet	\$4.62	Individual	06/05/2009
Battle, Harriet	\$4.62	Individual	06/19/2009
Battle, Harriet	\$4.62	Individual	07/13/2009
Battle, Harriet	\$4.62	Individual	07/17/2009
Battle, Harriet	\$4.62	Individual	08/01/2009
Battle, Harriet	\$4.62	Individual	08/07/2009
Battle, Harriet	\$4.62	Individual	09/18/2009
Battle, Harriet	\$4.62	Individual	10/02/2009
Battle, Harriet	\$4.62	Individual	10/16/2009
Battle, Harriet	\$4.62	Individual	10/30/2009
Battle, Harriet	\$4.62	Individual	11/13/2009
Battle, Harriet	\$4.62	Individual	11/27/2009
Battle, Jarroet	\$4.62	Individual	08/21/2009
Bigga, Anthony	\$10.00	Individual	01/02/2009
Biggs, Anthony	\$10.00	Individual	01/16/2009
Biggs, Anthony	\$10.00	Individual	02/01/2009
Biggs, Anthony	\$10.00	Individual	02/13/2009
Biggs, Anthony	\$10.00	Individual	02/27/2009
Biggs, Anthony	\$10.00	Individual	03/13/2009
Biggs, Anthony	\$10.00	Individual	03/13/2009
Biggs, Anthony	\$10.00	Individual	03/27/2009
Biggs, Anthony	\$10.00	Individual	04/10/2009
Biggs, Anthony	\$10.00	Individual	04/24/2009
Biggs, Anthony	\$10.00	Individual	05/08/2009
Biggs, Anthony	\$10.00	Individual	05/22/2009
Biggs, Anthony	\$10.00	Individual	06/05/2009
Biggs, Anthony	\$10.00	Individual	06/19/2009
Biggs, Anthony	\$10.00	Individual	07/03/2009
Biggs, Anthony	\$10.00	Individual	07/17/2009

**DISCLAIMER:** The information presented in the 2011 Biennial Report was taken directly from reports of receipts and expenditures filed by the candidates and political committees; afterward formatted into the applicable graphs and charts.

Contributor Name	Amount	Type of Contributor	Date of Receipt
------------------	--------	---------------------	-----------------

**Contributions Less than \$100**

Biggs, Anthony	\$10.00	Individual	08/01/2009
Biggs, Anthony	\$10.00	Individual	08/07/2009
Biggs, Anthony	\$10.00	Individual	08/21/2009
Biggs, Anthony	\$10.00	Individual	09/04/2009
Biggs, Anthony	\$10.00	Individual	09/18/2009
Biggs, Anthony	\$10.00	Individual	10/02/2009
Biggs, Anthony	\$10.00	Individual	10/16/2009
Biggs, Anthony	\$10.00	Individual	10/30/2009
Biggs, Anthony	\$10.00	Individual	11/13/2009
Biggs, Anthony	\$10.00	Individual	11/27/2009
Biggs, Anthony	\$10.00	Individual	12/11/2009
Biggs, Anthony	\$10.00	Individual	12/24/2009
Biggs, Anthony	\$10.00	Individual	01/08/2010
Biggs, Anthony	\$10.00	Individual	01/22/2010
Biggs, Anthony	\$10.00	Individual	02/05/2010
Biggs, Anthony	\$10.00	Individual	02/19/2010
Biggs, Anthony	\$10.00	Individual	03/05/2010
Biggs, Anthony	\$10.00	Individual	03/19/2010
Biggs, Anthony	\$10.00	Individual	04/02/2010
Biggs, Anthony	\$10.00	Individual	04/16/2010
Biggs, Anthony	\$10.00	Individual	04/30/2010
Biggs, Anthony	\$10.00	Individual	05/14/2010
Biggs, Anthony	\$10.00	Individual	05/28/2010
Biggs, Anthony	\$10.00	Individual	06/11/2010
Biggs, Anthony	\$10.00	Individual	06/11/2010
Biggs, Anthony	\$10.00	Individual	06/25/2010
Biggs, Anthony	\$10.00	Individual	07/23/2010
Brigner, Paul	\$25.00	Individual	01/02/2009
Brigner, Paul	\$25.00	Individual	01/16/2009
Brigner, Paul	\$25.00	Individual	02/01/2009
Brigner, Paul	\$25.00	Individual	02/13/2009
Brigner, Paul	\$25.00	Individual	02/27/2009
Brigner, Paul	\$25.00	Individual	03/13/2009
Brigner, Paul	\$25.00	Individual	03/27/2009

**DISCLAIMER:** The information presented in the 2011 Biennial Report was taken directly from reports of receipts and expenditures filed by the candidates and political committees; afterward formatted into the applicable graphs and charts.

Contributor Name	Amount	Type of Contributor	Date of Receipt
------------------	--------	---------------------	-----------------

**Contributions Less than \$100**

Brigner, Paul	\$25.00	Individual	04/10/2009
Brigner, Paul	\$25.00	Individual	04/24/2009
Brigner, Paul	\$25.00	Individual	05/08/2009
Brigner, Paul	\$25.00	Individual	05/22/2009
Brigner, Paul	\$25.00	Individual	06/05/2009
Brigner, Paul	\$25.00	Individual	06/19/2009
Brigner, Paul	\$25.00	Individual	07/03/2009
Brigner, Paul	\$25.00	Individual	07/17/2009
Brigner, Paul	\$25.00	Individual	08/01/2009
Brigner, Paul	\$25.00	Individual	08/07/2009
Brigner, Paul	\$25.00	Individual	08/21/2009
Brigner, Paul	\$25.00	Individual	09/04/2009
Brigner, Paul	\$25.00	Individual	09/18/2009
Brigner, Paul	\$25.00	Individual	10/02/2009
Brigner, Paul	\$25.00	Individual	10/16/2009
Brigner, Paul	\$25.00	Individual	10/30/2009
Brigner, Paul	\$25.00	Individual	11/13/2009
Brigner, Paul	\$25.00	Individual	11/27/2009
Brigner, Paul	\$25.00	Individual	12/11/2009
Brigner, Paul	\$25.00	Individual	12/24/2009
Brigner, Paul	\$25.00	Individual	01/08/2010
Brigner, Paul	\$25.00	Individual	01/22/2010
Brigner, Paul	\$25.00	Individual	02/05/2010
Brigner, Paul	\$25.00	Individual	02/19/2010
Brigner, Paul	\$25.00	Individual	03/05/2010
Brigner, Paul	\$25.00	Individual	03/19/2010
Brigner, Paul	\$25.00	Individual	04/02/2010
Brigner, Paul	\$25.00	Individual	04/02/2010
Brigner, Paul	\$25.00	Individual	04/16/2010
Brigner, Paul	\$25.00	Individual	05/14/2010
Brigner, Paul	\$25.00	Individual	05/28/2010
Brigner, Paul	\$25.00	Individual	06/11/2010
Brigner, Paul	\$25.00	Individual	06/25/2010
Brigner, Paul	\$25.00	Individual	07/09/2010

**DISCLAIMER:** The information presented in the 2011 Biennial Report was taken directly from reports of receipts and expenditures filed by the candidates and political committees; afterward formatted into the applicable graphs and charts.

Contributor Name	Amount	Type of Contributor	Date of Receipt
------------------	--------	---------------------	-----------------

**Contributions Less than \$100**

Brigner, Paul	\$25.00	Individual	07/23/2010
Brigner, Paul	\$25.00	Individual	08/11/2010
Brigner, Paul	\$25.00	Individual	08/20/2010
Brigner, Paul	\$25.00	Individual	09/03/2010
Brigner, Paul	\$25.00	Individual	10/01/2010
Brigner, Paul	\$25.00	Individual	10/01/2010
Brigner, Paul	\$25.00	Individual	10/15/2010
Browe, Michael	\$5.00	Individual	06/05/2009
Browne, Albert	\$5.00	Individual	02/05/2010
Browne, Albert	\$5.00	Individual	02/19/2010
Browne, Albert	\$5.00	Individual	03/05/2010
Browne, Albert	\$5.00	Individual	03/19/2010
Browne, Albert	\$5.00	Individual	04/02/2010
Browne, Albert	\$5.00	Individual	04/16/2010
Browne, Albert	\$5.00	Individual	04/30/2010
Browne, Albert	\$5.00	Individual	05/14/2010
Browne, Albert	\$5.00	Individual	05/28/2010
Browne, Albert	\$5.00	Individual	06/11/2010
Browne, Albert	\$5.00	Individual	06/25/2010
Browne, Albert	\$5.00	Individual	07/23/2010
Browne, Albert	\$5.00	Individual	08/11/2010
Browne, Albert	\$5.00	Individual	08/20/2010
Browne, Albert	\$5.00	Individual	09/03/2010
Browne, Albert	\$5.00	Individual	09/17/2010
Browne, Albert	\$5.00	Individual	10/01/2010
Browne, Albert	\$5.00	Individual	10/15/2010
Browne, Albert	\$5.00	Individual	10/29/2010
Browne, Albert	\$5.00	Individual	11/12/2010
Browne, Albert	\$5.00	Individual	11/26/2010
Browne, Micahael	\$5.00	Individual	11/27/2009
Browne, Michael	\$5.00	Individual	01/02/2009
Browne, Michael	\$5.00	Individual	01/16/2009
Browne, Michael	\$5.00	Individual	02/01/2009
Browne, Michael	\$5.00	Individual	02/13/2009

**DISCLAIMER:** The information presented in the 2011 Biennial Report was taken directly from reports of receipts and expenditures filed by the candidates and political committees; afterward formatted into the applicable graphs and charts.

Contributor Name	Amount	Type of Contributor	Date of Receipt
------------------	--------	---------------------	-----------------

**Contributions Less than \$100**

Browne, Michael	\$5.00	Individual	04/24/2009
Browne, Michael	\$5.00	Individual	05/08/2009
Browne, Michael	\$5.00	Individual	05/22/2009
Browne, Michael	\$5.00	Individual	06/19/2009
Browne, Michael	\$5.00	Individual	07/03/2009
Browne, Michael	\$5.00	Individual	07/17/2009
Browne, Michael	\$5.00	Individual	08/01/2009
Browne, Michael	\$5.00	Individual	08/07/2009
Browne, Michael	\$5.00	Individual	08/21/2009
Browne, Michael	\$5.88	Individual	09/04/2009
Browne, Michael	\$5.00	Individual	09/18/2009
Browne, Michael	\$5.00	Individual	10/02/2009
Browne, Michael	\$5.00	Individual	10/30/2009
Browne, Michael	\$5.00	Individual	11/13/2009
Browne, Michael	\$5.00	Individual	12/11/2009
Browne, Michael	\$5.00	Individual	12/11/2009
Browne, Michael	\$5.00	Individual	12/24/2009
Browne, Michael	\$5.00	Individual	01/08/2010
Browne, Michael	\$5.00	Individual	01/22/2010
Browne, Michael	\$5.00	Individual	02/05/2010
Browne, Michael	\$5.00	Individual	02/19/2010
Browne, Michael	\$5.00	Individual	03/05/2010
Browne, Michael	\$5.00	Individual	03/19/2010
Browne, Michael	\$5.00	Individual	04/02/2010
Browne, Michael	\$5.00	Individual	04/16/2010
Browne, Michael	\$5.00	Individual	04/30/2010
Browne, Michael	\$5.00	Individual	05/14/2010
Browne, Michael	\$5.00	Individual	05/28/2010
Browne, Michael	\$5.00	Individual	06/11/2010
Browne, Michael	\$5.00	Individual	06/25/2010
Browne, Michael	\$5.00	Individual	07/03/2010
Browne, Michael	\$5.00	Individual	07/09/2010
Browne, Michael	\$5.00	Individual	08/11/2010
Browne, Michael	\$5.00	Individual	08/20/2010

**DISCLAIMER:** The information presented in the 2011 Biennial Report was taken directly from reports of receipts and expenditures filed by the candidates and political committees; afterward formatted into the applicable graphs and charts.

Contributor Name	Amount	Type of Contributor	Date of Receipt
------------------	--------	---------------------	-----------------

**Contributions Less than \$100**

Browne, Michael	\$5.00	Individual	09/03/2010
Browne, Michael	\$5.00	Individual	09/17/2010
Browne, Michael	\$5.00	Individual	09/17/2010
Browne, Michael	\$5.00	Individual	10/15/2010
Browne, Michael	\$5.00	Individual	10/29/2010
Browne, Michael	\$5.00	Individual	11/12/2010
Browne, Michael	\$5.00	Individual	11/26/2010
Browne, Micheal	\$5.00	Individual	10/16/2009
Carey, Yoanda	\$2.50	Individual	06/11/2010
Carey, Yolanda	\$2.50	Individual	07/09/2010
Carney, Yoalnda	\$2.50	Individual	12/11/2009
Carney, Yoanda	\$2.50	Individual	02/05/2010
Carney, Yoanda	\$2.50	Individual	04/16/2010
Carney, Yolanda	\$2.50	Individual	01/02/2009
Carney, Yolanda	\$2.50	Individual	01/16/2009
Carney, Yolanda	\$2.50	Individual	02/01/2009
Carney, Yolanda	\$2.50	Individual	02/13/2009
Carney, Yolanda	\$2.50	Individual	02/27/2009
Carney, Yolanda	\$2.50	Individual	03/13/2009
Carney, Yolanda	\$2.50	Individual	03/27/2009
Carney, Yolanda	\$2.50	Individual	04/10/2009
Carney, Yolanda	\$2.50	Individual	04/24/2009
Carney, Yolanda	\$2.50	Individual	05/08/2009
Carney, Yolanda	\$2.50	Individual	05/22/2009
Carney, Yolanda	\$2.50	Individual	06/05/2009
Carney, Yolanda	\$2.50	Individual	06/19/2009
Carney, Yolanda	\$2.50	Individual	07/03/2009
Carney, Yolanda	\$2.50	Individual	07/17/2009
Carney, Yolanda	\$2.50	Individual	08/01/2009
Carney, Yolanda	\$2.50	Individual	08/07/2009
Carney, Yolanda	\$2.50	Individual	08/21/2009
Carney, Yolanda	\$2.50	Individual	09/04/2009
Carney, Yolanda	\$2.50	Individual	09/18/2009
Carney, Yolanda	\$2.50	Individual	10/02/2009

**DISCLAIMER:** The information presented in the 2011 Biennial Report was taken directly from reports of receipts and expenditures filed by the candidates and political committees; afterward formatted into the applicable graphs and charts.

Contributor Name	Amount	Type of Contributor	Date of Receipt
------------------	--------	---------------------	-----------------

**Contributions Less than \$100**

Carney, Yolanda	\$2.50	Individual	10/16/2009
Carney, Yolanda	\$2.50	Individual	11/13/2009
Carney, Yolanda	\$2.50	Individual	11/13/2009
Carney, Yolanda	\$2.50	Individual	11/13/2009
Carney, Yolanda	\$2.50	Individual	11/27/2009
Carney, Yolanda	\$2.50	Individual	01/08/2010
Carney, Yolanda	\$2.50	Individual	01/22/2010
Carney, Yolanda	\$2.50	Individual	01/22/2010
Carney, Yolanda	\$2.50	Individual	01/22/2010
Carney, Yolanda	\$2.50	Individual	02/19/2010
Carney, Yolanda	\$2.50	Individual	02/19/2010
Carney, Yolanda	\$2.50	Individual	03/19/2010
Carney, Yolanda	\$2.50	Individual	04/02/2010
Carney, Yolanda	\$2.50	Individual	04/30/2010
Carney, Yolanda	\$2.50	Individual	05/14/2010
Carney, Yolanda	\$2.50	Individual	05/28/2010
Carney, Yolanda	\$2.50	Individual	07/09/2010
Carney, Yolanda	\$2.50	Individual	07/23/2010
Carney, Yolanda	\$2.50	Individual	08/11/2010
Carney, Yolanda	\$2.50	Individual	08/20/2010
Carney, Yolanda	\$2.50	Individual	09/03/2010
Carney, Yolanda	\$2.50	Individual	09/17/2010
Carney, Yolanda	\$2.50	Individual	10/01/2010
Carney, Yolanda	\$2.50	Individual	10/15/2010
Carney, Yolanda	\$2.50	Individual	10/29/2010
Carney, Yolanda	\$2.50	Individual	11/12/2010
Carney, Yolanda	\$2.50	Individual	11/26/2010
Chapla, Patricia	\$5.00	Individual	01/02/2009
Chapla, Patricia	\$5.00	Individual	01/16/2009
Chapla, Patricia	\$5.00	Individual	02/01/2009
Chapla, Patricia	\$5.00	Individual	02/13/2009
Chapla, Patricia	\$5.00	Individual	02/27/2009
Chapla, Patricia	\$5.00	Individual	02/27/2009
Chapla, Patricia	\$5.00	Individual	03/27/2009

**DISCLAIMER:** The information presented in the 2011 Biennial Report was taken directly from reports of receipts and expenditures filed by the candidates and political committees; afterward formatted into the applicable graphs and charts.

Contributor Name	Amount	Type of Contributor	Date of Receipt
------------------	--------	---------------------	-----------------

**Contributions Less than \$100**

Chapla, Patricia	\$10.00	Individual	04/10/2009
Chapla, Patricia	\$5.00	Individual	04/24/2009
Chapla, Patricia	\$5.00	Individual	05/08/2009
Chapla, Patricia	\$5.00	Individual	05/22/2009
Chapla, Patricia	\$5.00	Individual	06/05/2009
Chapla, Patricia	\$5.00	Individual	06/19/2009
Chapla, Patricia	\$5.00	Individual	07/03/2009
Chapla, Patricia	\$5.00	Individual	07/17/2009
Chapla, Patricia	\$5.00	Individual	08/01/2009
Chapla, Patricia	\$5.00	Individual	08/07/2009
Chapla, Patricia	\$5.00	Individual	08/21/2009
Chapla, Patricia	\$5.00	Individual	09/04/2009
Chapla, Patricia	\$5.00	Individual	09/18/2009
Chapla, Patricia	\$5.00	Individual	10/02/2009
Chapla, Patricia	\$5.00	Individual	10/16/2009
Chapla, Patricia	\$5.00	Individual	10/30/2009
Chapla, Patricia	\$5.00	Individual	11/27/2009
Chapla, Patricia	\$5.00	Individual	12/11/2009
Chapla, Patricia	\$5.00	Individual	12/24/2009
Chapla, Patricia	\$5.00	Individual	01/08/2010
Chapla, Patricia	\$5.00	Individual	01/22/2010
Chapla, Patricia	\$5.00	Individual	02/05/2010
Chapla, Patricia	\$5.00	Individual	02/19/2010
Chapla, Patricia	\$5.00	Individual	03/05/2010
Chapla, Patricia	\$5.00	Individual	03/19/2010
Chapla, Patricia	\$5.00	Individual	04/02/2010
Chapla, Patricia	\$5.00	Individual	04/16/2010
Chapla, Patricia	\$5.00	Individual	04/30/2010
Chapla, Patricia	\$5.00	Individual	05/14/2010
Chapla, Patricia	\$5.00	Individual	05/28/2010
Chapla, Patricia	\$5.00	Individual	06/11/2010
Chapla, Patricia	\$5.00	Individual	06/25/2010
Chapla, Patricia	\$5.00	Individual	07/09/2010
Chapla, Patricia	\$5.00	Individual	07/23/2010

**DISCLAIMER:** The information presented in the 2011 Biennial Report was taken directly from reports of receipts and expenditures filed by the candidates and political committees; afterward formatted into the applicable graphs and charts.



Contributor Name	Amount	Type of Contributor	Date of Receipt
------------------	--------	---------------------	-----------------

**Contributions Less than \$100**

Chapla, Patricia	\$5.00	Individual	08/20/2010
Chapla, Patricia	\$5.00	Individual	09/03/2010
Chapla, Patricia	\$5.00	Individual	09/17/2010
Chapla, Patricia	\$5.00	Individual	10/01/2010
Chapla, Patricia	\$5.00	Individual	10/15/2010
Chapla, Patricia	\$5.00	Individual	10/29/2010
Chapla, Patricia	\$5.00	Individual	11/12/2010
Chapla, Patricia	\$5.00	Individual	11/12/2010
Chapla, Patrxia	\$5.00	Individual	11/13/2009
Cohen, Earl	\$25.00	Individual	01/02/2009
Cohen, Earl	\$25.00	Individual	01/16/2009
Cohen, Earl	\$25.00	Individual	02/01/2009
Cohen, Earl	\$25.00	Individual	02/13/2009
Cohen, Earl	\$25.00	Individual	02/27/2009
Cohen, Earl	\$25.00	Individual	03/13/2009
Cohen, Earl	\$25.00	Individual	03/27/2009
Cohen, Earl	\$25.00	Individual	04/10/2009
Cohen, Earl	\$25.00	Individual	04/24/2009
Cohen, Earl	\$25.00	Individual	05/08/2009
Cohen, Earl	\$25.00	Individual	05/22/2009
Cohen, Earl	\$25.00	Individual	06/05/2009
Cohen, Earl	\$25.00	Individual	06/19/2009
Cohen, Earl	\$25.00	Individual	07/03/2009
Cohen, Earl	\$25.00	Individual	07/17/2009
Cohen, Earl	\$25.00	Individual	09/10/2009
Cohen, Earl	\$25.00	Individual	09/18/2009
Cohen, Earl	\$25.00	Individual	10/02/2009
Cohen, Earl	\$25.00	Individual	10/16/2009
Cohen, Earl	\$25.00	Individual	10/16/2009
Cohen, Earl	\$25.00	Individual	10/30/2009
Cohen, Earl	\$25.00	Individual	11/13/2009
Cohen, Earl	\$25.00	Individual	11/13/2009
Cohen, Earl	\$25.00	Individual	11/27/2009
Cohen, Earl	\$25.00	Individual	12/11/2009

**DISCLAIMER:** The information presented in the 2011 Biennial Report was taken directly from reports of receipts and expenditures filed by the candidates and political committees; afterward formatted into the applicable graphs and charts.

Contributor Name	Amount	Type of Contributor	Date of Receipt
------------------	--------	---------------------	-----------------

**Contributions Less than \$100**

Cohen, Earl	\$25.00	Individual	12/22/2009
Cohen, Earl	\$25.00	Individual	12/24/2009
Cohen, Earl	\$25.00	Individual	01/08/2010
Cohen, Earl	\$25.00	Individual	01/22/2010
Cohen, Earl	\$25.00	Individual	02/05/2010
Cohen, Earl	\$25.00	Individual	02/19/2010
Cohen, Earl	\$25.00	Individual	03/05/2010
Cohen, Earl	\$25.00	Individual	03/19/2010
Cohen, Earl	\$25.00	Individual	04/16/2010
Cohen, Earl	\$25.00	Individual	04/16/2010
Cohen, Earl	\$25.00	Individual	04/30/2010
Cohen, Earl	\$25.00	Individual	05/14/2010
Cohen, Earl	\$25.00	Individual	05/28/2010
Cohen, Earl	\$25.00	Individual	06/11/2010
Cohen, Earl	\$25.00	Individual	06/25/2010
Cohen, Earl	\$25.00	Individual	07/09/2010
Cohen, Earl	\$25.00	Individual	07/23/2010
Cohen, Earl	\$25.00	Individual	08/11/2010
Cohen, Earl	\$25.00	Individual	08/20/2010
Cohen, Earl	\$25.00	Individual	09/03/2010
Cohen, Earl	\$25.00	Individual	09/17/2010
Cohen, Earl	\$25.00	Individual	10/01/2010
Cohen, Earl	\$25.00	Individual	10/15/2010
Cohen, Earl	\$25.00	Individual	10/29/2010
Cohen, Earl	\$25.00	Individual	11/12/2010
Cohen, Earl	\$25.00	Individual	11/26/2010
Craig, Taylor	\$25.00	Individual	01/02/2009
Craig, Taylor	\$25.00	Individual	01/16/2009
Craig, Taylor	\$25.00	Individual	02/01/2009
Craig, Taylor	\$25.00	Individual	02/13/2009
Craig, Taylor	\$25.00	Individual	02/27/2009
Craig, Taylor	\$25.00	Individual	03/13/2009
Craig, Taylor	\$25.00	Individual	03/27/2009
Craig, Taylor	\$25.00	Individual	04/10/2009

**DISCLAIMER:** The information presented in the 2011 Biennial Report was taken directly from reports of receipts and expenditures filed by the candidates and political committees; afterward formatted into the applicable graphs and charts.

Contributor Name	Amount	Type of Contributor	Date of Receipt
------------------	--------	---------------------	-----------------

**Contributions Less than \$100**

Craig, Taylor	\$25.00	Individual	04/24/2009
Craig, Taylor	\$25.00	Individual	05/08/2009
Craig, Taylor	\$25.00	Individual	05/22/2009
Craig, Taylor	\$25.00	Individual	06/05/2009
Craig, Taylor	\$25.00	Individual	06/19/2009
Craig, Taylor	\$25.00	Individual	07/03/2009
Craig, Taylor	\$25.00	Individual	07/17/2009
Craig, Taylor	\$25.00	Individual	08/01/2009
Craig, Taylor	\$25.00	Individual	08/07/2009
Craig, Taylor	\$25.00	Individual	08/21/2009
Craig, Taylor	\$25.00	Individual	09/04/2009
Craig, Taylor	\$25.00	Individual	10/02/2009
Craig, Taylor	\$25.00	Individual	10/02/2009
Craig, Taylor	\$25.00	Individual	10/16/2009
Craig, Taylor	\$25.00	Individual	10/30/2009
Craig, Taylor	\$25.00	Individual	11/13/2009
Craig, Taylor	\$25.00	Individual	11/13/2009
Craig, Taylor	\$25.00	Individual	11/27/2009
Craig, Taylor	\$25.00	Individual	12/24/2009
Craig, Taylor	\$25.00	Individual	01/08/2010
Craig, Taylor	\$25.00	Individual	01/22/2010
Craig, Taylor	\$25.00	Individual	01/22/2010
Craig, Taylor	\$25.00	Individual	02/05/2010
Craig, Taylor	\$25.00	Individual	02/19/2010
Craig, Taylor	\$25.00	Individual	03/05/2010
Craig, Taylor	\$25.00	Individual	03/19/2010
Craig, Taylor	\$25.00	Individual	04/02/2010
Craig, Taylor	\$25.00	Individual	04/30/2010
Craig, Taylor	\$25.00	Individual	05/14/2010
Craig, Taylor	\$25.00	Individual	05/14/2010
Craig, Taylor	\$25.00	Individual	05/28/2010
Craig, Taylor	\$25.00	Individual	06/11/2010
Craig, Taylor	\$25.00	Individual	06/25/2010
Craig, Taylor	\$25.00	Individual	07/09/2010

**DISCLAIMER:** The information presented in the 2011 Biennial Report was taken directly from reports of receipts and expenditures filed by the candidates and political committees; afterward formatted into the applicable graphs and charts.

Contributor Name	Amount	Type of Contributor	Date of Receipt
------------------	--------	---------------------	-----------------

**Contributions Less than \$100**

Craig, Taylor	\$25.00	Individual	07/23/2010
Craig, Taylor	\$25.00	Individual	08/11/2010
CRAIG, TAYLOR	\$25.00	Individual	08/20/2010
Craig, Taylor	\$25.00	Individual	09/03/2010
Craig, Taylor	\$25.00	Individual	10/15/2010
Craig, Taylor	\$25.00	Individual	10/29/2010
Craig, Taylor	\$25.00	Individual	11/12/2010
CRAIG, TAYLOR	\$25.00	Individual	11/26/2010
Cunningham, Erica	\$10.00	Individual	01/02/2009
Cunningham, Erica	\$10.00	Individual	01/16/2009
Cunningham, Erica	\$10.00	Individual	02/01/2009
Cunningham, Erica	\$10.00	Individual	02/13/2009
Cunningham, Erica	\$10.00	Individual	02/27/2009
Cunningham, Erica	\$10.00	Individual	03/13/2009
Cunningham, Erica	\$10.00	Individual	03/27/2009
Cunningham, Erica	\$10.00	Individual	04/10/2009
Cunningham, Erica	\$10.00	Individual	04/24/2009
Cunningham, Erica	\$10.00	Individual	05/08/2009
Cunningham, Erica	\$10.00	Individual	05/22/2009
Cunningham, Erica	\$10.00	Individual	06/05/2009
Cunningham, Erica	\$10.00	Individual	06/19/2009
Cunningham, Erica	\$10.00	Individual	07/03/2009
Cunningham, Erica	\$10.00	Individual	07/17/2009
Cunningham, Erica	\$10.00	Individual	08/01/2009
Cunningham, Erica	\$10.00	Individual	08/07/2009
Cunningham, Erica	\$10.00	Individual	08/21/2009
Cunningham, Erica	\$10.00	Individual	09/04/2009
Cunningham, Erica	\$10.00	Individual	09/04/2009
Cunningham, Erica	\$10.00	Individual	09/18/2009
Cunningham, Erica	\$10.00	Individual	10/02/2009
Cunningham, Erica	\$10.00	Individual	10/02/2009
Cunningham, Erica	\$10.00	Individual	10/16/2009
Cunningham, Erica	\$10.00	Individual	10/16/2009
Cunningham, Erica	\$10.00	Individual	10/16/2009

**DISCLAIMER:** The information presented in the 2011 Biennial Report was taken directly from reports of receipts and expenditures filed by the candidates and political committees; afterward formatted into the applicable graphs and charts.

Contributor Name	Amount	Type of Contributor	Date of Receipt
------------------	--------	---------------------	-----------------

**Contributions Less than \$100**

Cunningham, Erica	\$10.00	Individual	10/30/2009
Cunningham, Erica	\$10.00	Individual	11/13/2009
Cunningham, Erica	\$10.00	Individual	11/13/2009
Cunningham, Erica	\$10.00	Individual	11/27/2009
Cunningham, Erica	\$10.00	Individual	12/11/2009
Cunningham, Erica	\$10.00	Individual	12/24/2009
Cunningham, Erica	\$10.00	Individual	01/08/2010
Cunningham, Erica	\$10.00	Individual	01/22/2010
Cunningham, Erica	\$10.00	Individual	02/05/2010
Cunningham, Erica	\$10.00	Individual	02/19/2010
Cunningham, Erica	\$10.00	Individual	03/05/2010
Cunningham, Erica	\$10.00	Individual	03/19/2010
Cunningham, Erica	\$10.00	Individual	04/02/2010
Cunningham, Erica	\$10.00	Individual	04/16/2010
Cunningham, Erica	\$10.00	Individual	05/14/2010
Cunningham, Erica	\$10.00	Individual	05/28/2010
Cunningham, Erica	\$10.00	Individual	06/11/2010
Cunningham, Erica	\$10.00	Individual	06/25/2010
Cunningham, Erica	\$10.00	Individual	07/09/2010
Cunningham, Erica	\$10.00	Individual	07/23/2010
Cunningham, Erica	\$10.00	Individual	08/11/2010
Cunningham, Erica	\$10.00	Individual	08/20/2010
Cunningham, Erica	\$10.00	Individual	09/17/2010
Cunningham, Erica	\$10.00	Individual	10/01/2010
Cunningham, Erica	\$10.00	Individual	10/15/2010
Cunningham, Erica	\$10.00	Individual	10/29/2010
Cunningham, Erica	\$10.00	Individual	11/12/2010
Cunningham, Erica	\$10.00	Individual	11/26/2010
Elder, DeHavilland	\$2.50	Individual	08/01/2009
Elder, De'Havilland	\$2.50	Individual	02/01/2009
Elder, De'Havilland	\$2.50	Individual	01/02/2009
Elder, De'Havilland	\$2.50	Individual	01/16/2009
Elder, De'havilland	\$2.50	Individual	02/13/2009
Elder, De'havilland	\$2.50	Individual	02/27/2009

**DISCLAIMER:** The information presented in the 2011 Biennial Report was taken directly from reports of receipts and expenditures filed by the candidates and political committees; afterward formatted into the applicable graphs and charts.

Contributor Name	Amount	Type of Contributor	Date of Receipt
<b>Contributions Less than \$100</b>			
Elder, De'havilland	\$2.50	Individual	03/13/2009
Elder, De'havilland	\$2.50	Individual	03/27/2009
Elder, De'havilland	\$2.50	Individual	04/10/2009
Elder, De'havilland	\$2.50	Individual	04/24/2009
Elder, De'havilland	\$2.50	Individual	05/08/2009
Elder, De'havilland	\$2.50	Individual	05/22/2009
Elder, De'havilland	\$2.50	Individual	06/05/2009
Elder, De'havilland	\$2.50	Individual	06/19/2009
Elder, De'havilland	\$2.50	Individual	07/03/2009
Elder, De'havilland	\$2.50	Individual	07/17/2009
Elder, De'havilland	\$2.50	Individual	08/07/2009
Elder, De'havilland	\$2.50	Individual	08/07/2009
Elder, Richard	\$25.00	Individual	01/02/2009
Ellis, Richard	\$25.00	Individual	01/16/2009
Ellis, Richard	\$25.00	Individual	02/01/2009
Ellis, Richard	\$25.00	Individual	02/13/2009
Ellis, Richard	\$25.00	Individual	02/27/2009
Ellis, Richard	\$25.00	Individual	03/13/2009
Ellis, Richard	\$25.00	Individual	03/27/2009
Ellis, Richard	\$25.00	Individual	04/10/2009
Ellis, Richard	\$25.00	Individual	04/24/2009
Ellis, Richard	\$25.00	Individual	05/08/2009
Ellis, Richard	\$25.00	Individual	05/22/2009
Ellis, Richard	\$25.00	Individual	06/05/2009
Ellis, Richard	\$25.00	Individual	06/19/2009
Ellis, Richard	\$25.00	Individual	07/03/2009
Ellis, Richard	\$25.00	Individual	07/17/2009
Ezenwa, Nneka	\$7.50	Individual	01/02/2009
Ezenwa, Nneka	\$7.50	Individual	01/16/2009
Ezenwa, Nneka	\$7.50	Individual	02/01/2009
Ezenwa, Nneka	\$7.50	Individual	02/13/2009
Ezenwa, Nneka	\$7.50	Individual	02/27/2009
Ezenwa, Nneka	\$7.50	Individual	03/13/2009
Ezenwa, Nneka	\$7.50	Individual	03/27/2009

**DISCLAIMER:** The information presented in the 2011 Biennial Report was taken directly from reports of receipts and expenditures filed by the candidates and political committees; afterward formatted into the applicable graphs and charts.

Contributor Name	Amount	Type of Contributor	Date of Receipt
------------------	--------	---------------------	-----------------

**Contributions Less than \$100**

Ezenwa, Nneka	\$7.50	Individual	04/10/2009
Ezenwa, Nneka	\$7.50	Individual	04/24/2009
Ezenwa, Nneka	\$7.50	Individual	05/08/2009
Ezenwa, Nneka	\$7.50	Individual	05/22/2009
Ezenwa, Nneka	\$7.50	Individual	06/05/2009
Ezenwa, Nneka	\$7.50	Individual	06/19/2009
Ezenwa, Nneka	\$7.50	Individual	07/03/2009
Ezenwa, Nneka	\$7.50	Individual	07/17/2009
Ezenwa, Nneka	\$10.00	Individual	08/01/2009
Ezenwa, Nneka	\$10.00	Individual	08/07/2009
Ezenwa, Nneka	\$10.00	Individual	08/21/2009
Ezenwa, Nneka	\$10.00	Individual	08/21/2009
Ezenwa, Nneka	\$10.00	Individual	09/04/2009
Ezenwa, Nneka	\$10.00	Individual	09/18/2009
Ezenwa, Nneka	\$10.00	Individual	10/02/2009
Ezenwa, Nneka	\$10.00	Individual	10/16/2009
Ezenwa, Nneka	\$10.00	Individual	10/30/2009
Ezenwa, Nneka	\$10.00	Individual	11/27/2009
Ezenwa, Nneka	\$10.00	Individual	12/11/2009
Ezenwa, Nneka	\$10.00	Individual	12/24/2009
Ezenwa, Nneka	\$10.00	Individual	01/08/2010
Ezenwa, Nneka	\$10.00	Individual	01/22/2010
Ezenwa, Nneka	\$10.00	Individual	02/05/2010
Ezenwa, Nneka	\$10.00	Individual	02/19/2010
Ezenwa, Nneka	\$10.00	Individual	03/05/2010
Ezenwa, Nneka	\$10.00	Individual	03/19/2010
Ezenwa, Nneka	\$10.00	Individual	04/02/2010
Ezenwa, Nneka	\$10.00	Individual	04/02/2010
Ezenwa, Nneka	\$10.00	Individual	05/14/2010
Ezenwa, Nneka	\$10.00	Individual	05/14/2010
Ezenwa, Nneka	\$10.00	Individual	05/28/2010
Ezenwa, Nneka	\$10.00	Individual	06/11/2010
Ezenwa, Nneka	\$10.00	Individual	06/25/2010
Ezenwa, Nneka	\$10.00	Individual	07/23/2010

**DISCLAIMER:** The information presented in the 2011 Biennial Report was taken directly from reports of receipts and expenditures filed by the candidates and political committees; afterward formatted into the applicable graphs and charts.

Contributor Name	Amount	Type of Contributor	Date of Receipt
------------------	--------	---------------------	-----------------

**Contributions Less than \$100**

Ezenwa, Nneka	\$10.00	Individual	08/11/2010
Ezenwa, Nneka	\$10.00	Individual	08/11/2010
Ezenwa, Nneka	\$10.00	Individual	08/20/2010
Ezenwa, Nneka	\$10.00	Individual	09/03/2010
Ezenwa, Nneka	\$10.00	Individual	09/17/2010
Ezenwa, Nneka	\$10.00	Individual	10/01/2010
Ezenwa, Nneka	\$10.00	Individual	10/15/2010
Ezenwa, Nneka	\$10.00	Individual	10/29/2010
Ezenwa, Nneka	\$10.00	Individual	11/12/2010
Ezenwa, Nneka	\$10.00	Individual	11/26/2010
Farroba, Katherine	\$25.00	Individual	01/02/2009
Farroba, Katherine	\$25.00	Individual	01/16/2009
Farroba, Katherine	\$25.00	Individual	02/01/2009
Farroba, Katherine	\$25.00	Individual	02/13/2009
Farroba, Katherine	\$25.00	Individual	02/27/2009
Farroba, Katherine	\$25.00	Individual	03/13/2009
Farroba, Katherine	\$25.00	Individual	03/27/2009
Farroba, Katherine	\$25.00	Individual	04/10/2009
Farroba, Katherine	\$25.00	Individual	04/24/2009
Farroba, Katherine	\$25.00	Individual	05/08/2009
Farroba, Katherine	\$25.00	Individual	05/22/2009
Farroba, Katherine	\$25.00	Individual	06/05/2009
Farroba, Katherine	\$25.00	Individual	06/19/2009
Farroba, Katherine	\$25.00	Individual	07/03/2009
Farroba, Katherine	\$25.00	Individual	07/17/2009
Farroba, Katherine	\$25.00	Individual	08/01/2009
Farroba, Katherine	\$25.00	Individual	08/01/2009
Farroba, Katherine	\$25.00	Individual	08/21/2009
Farroba, Katherine	\$25.00	Individual	09/04/2009
Farroba, Katherine	\$25.00	Individual	09/04/2009
Farroba, Katherine	\$25.00	Individual	10/02/2009
Farroba, Katherine	\$25.00	Individual	10/16/2009
Farroba, Katherine	\$25.00	Individual	10/30/2009
Farroba, Katherine	\$25.00	Individual	11/13/2009

**DISCLAIMER:** The information presented in the 2011 Biennial Report was taken directly from reports of receipts and expenditures filed by the candidates and political committees; afterward formatted into the applicable graphs and charts.



Contributor Name	Amount	Type of Contributor	Date of Receipt
------------------	--------	---------------------	-----------------

**Contributions Less than \$100**

Farroba, Katherine	\$25.00	Individual	11/27/2009
Farroba, Katherine	\$25.00	Individual	11/27/2009
Farroba, Katherine	\$25.00	Individual	12/11/2009
Farroba, Katherine	\$25.00	Individual	12/24/2009
Farroba, Katherine	\$25.00	Individual	01/22/2010
Farroba, Katherine	\$25.00	Individual	02/05/2010
Farroba, Katherine	\$25.00	Individual	02/19/2010
Farroba, Katherine	\$25.00	Individual	03/05/2010
Farroba, Katherine	\$25.00	Individual	04/02/2010
Farroba, Katherine	\$25.00	Individual	04/02/2010
Farroba, Katherine	\$25.00	Individual	04/16/2010
Farroba, Katherine	\$25.00	Individual	04/30/2010
Farroba, Katherine	\$25.00	Individual	05/14/2010
Farroba, Katherine	\$25.00	Individual	05/28/2010
Farroba, Katherine	\$25.00	Individual	06/11/2010
Farroba, Katherine	\$25.00	Individual	06/25/2010
Farroba, Katherine	\$25.00	Individual	07/09/2010
Farroba, Katherine	\$25.00	Individual	07/23/2010
Farroba, Katherine	\$25.00	Individual	08/11/2010
Farroba, Katherine	\$25.00	Individual	08/20/2010
Farroba, Katherine	\$25.00	Individual	09/03/2010
Farroba, Katherine	\$25.00	Individual	09/17/2010
Farroba, Katherine	\$25.00	Individual	10/01/2010
Farroba, Katherine	\$25.00	Individual	10/15/2010
Farroba, Katherine	\$25.00	Individual	10/29/2010
Farroba, Katherine	\$25.00	Individual	11/12/2010
Farroba, Katherine	\$25.00	Individual	11/26/2010
Folger, Francine	\$5.00	Individual	02/01/2009
Folgner, Francine	\$5.00	Individual	01/02/2009
Folgner, Francine	\$5.00	Individual	01/16/2009
Folgner, Francine	\$5.00	Individual	02/13/2009
Folgner, Francine	\$5.00	Individual	02/27/2009
Folgner, Francine	\$5.00	Individual	03/13/2009
Folgner, Francine	\$5.00	Individual	03/27/2009

**DISCLAIMER:** The information presented in the 2011 Biennial Report was taken directly from reports of receipts and expenditures filed by the candidates and political committees; afterward formatted into the applicable graphs and charts.

Contributor Name	Amount	Type of Contributor	Date of Receipt
------------------	--------	---------------------	-----------------

**Contributions Less than \$100**

Folgnier, Francine	\$5.00	Individual	04/10/2009
Folgnier, Francine	\$5.00	Individual	04/24/2009
Folgnier, Francine	\$5.00	Individual	05/08/2009
FOLGNER, FRANCINE	\$5.00	Individual	05/22/2009
FOLGNER, FRANCINE	\$5.00	Individual	06/05/2009
FOLGNER, FRANCINE	\$5.00	Individual	06/19/2009
FOLGNER, FRANCINE	\$5.00	Individual	07/03/2009
FOLGNER, FRANCINE	\$5.00	Individual	07/17/2009
Folgnier, Francine	\$5.00	Individual	08/01/2009
Folgnier, Francine	\$5.00	Individual	08/07/2009
Folgnier, Francine	\$5.00	Individual	08/07/2009
FOLGNER, FRANCINE	\$5.00	Individual	09/04/2009
FOLGNER, FRANCINE	\$5.00	Individual	09/18/2009
FOLGNER, FRANCINE	\$5.00	Individual	10/02/2009
FOLGNER, FRANCINE	\$5.00	Individual	10/16/2009
FOLGNER, FRANCINE	\$5.00	Individual	10/30/2009
FOLGNER, FRANCINE	\$5.00	Individual	11/13/2009
FOLGNER, FRANCINE	\$5.00	Individual	11/27/2009
FOLGNER, FRANCINE	\$5.00	Individual	12/11/2009
FOLGNER, FRANCINE	\$5.00	Individual	12/24/2009
FOLGNER, FRANCINE	\$5.00	Individual	01/08/2010
FOLGNER, FRANCINE	\$5.00	Individual	01/22/2010
FOLGNER, FRANCINE	\$5.00	Individual	02/05/2010
FOLGNER, FRANCINE	\$5.00	Individual	02/19/2010
FOLGNER, FRANCINE	\$5.00	Individual	03/05/2010
FOLGNER, FRANCINE	\$5.00	Individual	03/19/2010
FOLGNER, FRANCINE	\$5.00	Individual	04/02/2010
FOLGNER, FRANCINE	\$5.00	Individual	04/16/2010
FOLGNER, FRANCINE	\$5.00	Individual	05/14/2010
FOLGNER, FRANCINE	\$5.00	Individual	05/14/2010
FOLGNER, FRANCINE	\$5.00	Individual	05/28/2010
Folgnier, Francine	\$5.00	Individual	06/11/2010
Folgnier, Francine	\$5.00	Individual	06/25/2010
Folgnier, Francine	\$5.00	Individual	07/09/2010

**DISCLAIMER:** The information presented in the 2011 Biennial Report was taken directly from reports of receipts and expenditures filed by the candidates and political committees; afterward formatted into the applicable graphs and charts.

Contributor Name	Amount	Type of Contributor	Date of Receipt
------------------	--------	---------------------	-----------------

**Contributions Less than \$100**

Folgnier, Francine	\$5.00	Individual	07/23/2010
FOLGNER, FRANCINE	\$5.00	Individual	08/11/2010
FOLGNER, FRANCINE	\$5.00	Individual	08/20/2010
FOLGNER, FRANCINE	\$5.00	Individual	09/03/2010
FOLGNER, FRANCINE	\$5.00	Individual	09/17/2010
FOLGNER, FRANCINE	\$5.00	Individual	10/01/2010
Folgnier, Francine	\$5.00	Individual	10/15/2010
Folgnier, Francine	\$5.00	Individual	10/29/2010
Folgnier, Francine	\$5.00	Individual	11/12/2010
Folgnier, Francine	\$5.00	Individual	11/26/2010
Folgnier, Francine	\$5.00	Individual	11/26/2010
Graham, Lawrence	\$15.00	Individual	01/02/2009
Graham, Lawrence	\$15.00	Individual	01/16/2009
Graham, Lawrence	\$15.00	Individual	02/01/2009
Graham, Lawrence	\$15.00	Individual	02/13/2009
Graham, Lawrence	\$15.00	Individual	02/27/2009
Graham, Lawrence	\$15.00	Individual	03/13/2009
Graham, Lawrence	\$15.00	Individual	03/27/2009
Graham, Lawrence	\$15.00	Individual	04/10/2009
Graham, Lawrence	\$15.00	Individual	04/24/2009
Graham, Lawrence	\$15.00	Individual	05/06/2009
Graham, Lawrence	\$15.00	Individual	05/22/2009
Graham, Lawrence	\$15.00	Individual	06/05/2009
Graham, Lawrence	\$15.00	Individual	06/19/2009
Graham, Lawrence	\$15.00	Individual	07/03/2009
Graham, Lawrence	\$15.00	Individual	07/17/2009
Graham, Lawrence	\$15.00	Individual	08/01/2009
Graham, Lawrence	\$15.00	Individual	08/07/2009
Graham, Lawrence	\$15.00	Individual	08/21/2009
Graham, Lawrence	\$15.00	Individual	09/04/2009
Graham, Lawrence	\$15.00	Individual	09/18/2009
Graham, Lawrence	\$15.00	Individual	10/02/2009
Graham, Lawrence	\$15.00	Individual	10/16/2009
Graham, Lawrence	\$15.00	Individual	10/30/2009

**DISCLAIMER:** The information presented in the 2011 Biennial Report was taken directly from reports of receipts and expenditures filed by the candidates and political committees; afterward formatted into the applicable graphs and charts.

Contributor Name	Amount	Type of Contributor	Date of Receipt
------------------	--------	---------------------	-----------------

**Contributions Less than \$100**

Graham, Lawrence	\$15.00	Individual	11/13/2009
Graham, Lawrence	\$15.00	Individual	11/27/2009
Graham, Lawrence	\$15.00	Individual	12/11/2009
Graham, Lawrence	\$15.00	Individual	12/24/2009
Graham, Lawrence	\$15.00	Individual	01/08/2010
Graham, Lawrence	\$15.00	Individual	01/22/2010
Graham, Lawrence	\$15.00	Individual	02/05/2010
Graham, Lawrence	\$15.00	Individual	02/19/2010
Graham, Lawrence	\$15.00	Individual	03/05/2010
Graham, Lawrence	\$15.00	Individual	03/19/2010
Graham, Lawrence	\$15.00	Individual	04/02/2010
Graham, Lawrence	\$15.00	Individual	04/16/2010
Graham, Lawrence	\$15.00	Individual	04/30/2010
Graham, Lawrence	\$15.00	Individual	05/14/2010
Graham, Lawrence	\$15.00	Individual	05/28/2010
Graham, Lawrence	\$15.00	Individual	06/11/2010
Graham, Lawrence	\$15.00	Individual	06/25/2010
Graham, Lawrence	\$15.00	Individual	07/09/2010
Graham, Lawrence	\$15.00	Individual	07/23/2010
Graham, Lawrence	\$15.00	Individual	08/11/2010
Graham, Lawrence	\$15.00	Individual	08/20/2010
Graham, Lawrence	\$15.00	Individual	09/03/2010
Graham, Lawrence	\$15.00	Individual	09/17/2010
Graham, Lawrence	\$15.00	Individual	10/01/2010
Graham, Lawrence	\$15.00	Individual	10/15/2010
Graham, Lawrence	\$15.00	Individual	10/29/2010
Graham, Lawrence	\$15.00	Individual	11/12/2010
Graham, Lawrence	\$15.00	Individual	11/26/2010
Hall, Arthur	\$10.00	Individual	01/02/2009
Hall, Arthur	\$10.00	Individual	01/16/2009
Hall, Arthur	\$10.00	Individual	02/13/2009
Hall, Arthur	\$10.00	Individual	02/27/2009
Hall, Arthur	\$10.00	Individual	03/13/2009
Hall, Arthur	\$10.00	Individual	03/27/2009

**DISCLAIMER:** The information presented in the 2011 Biennial Report was taken directly from reports of receipts and expenditures filed by the candidates and political committees; afterward formatted into the applicable graphs and charts.

Contributor Name	Amount	Type of Contributor	Date of Receipt
------------------	--------	---------------------	-----------------

**Contributions Less than \$100**

Hall, Arthur	\$10.00	Individual	04/10/2009
Hall, Arthur	\$10.00	Individual	04/24/2009
Hall, Arthur	\$10.00	Individual	05/08/2009
Hall, Arthur	\$10.00	Individual	05/22/2009
Hall, Arthur	\$10.00	Individual	06/05/2009
Hall, Arthur	\$10.00	Individual	06/19/2009
Hall, Arthur	\$10.00	Individual	07/03/2009
Hall, Arthur	\$10.00	Individual	07/17/2009
Hall, Arthur	\$10.00	Individual	08/01/2009
Hall, Arthur	\$10.00	Individual	08/07/2009
Hall, Arthur	\$10.00	Individual	08/21/2009
Hall, Arthur	\$10.00	Individual	09/04/2009
Hall, Arthur	\$10.00	Individual	09/18/2009
Hall, Arthur	\$10.00	Individual	10/30/2009
Hall, Arthur	\$10.00	Individual	11/13/2009
Hall, Arthur	\$10.00	Individual	11/13/2009
Hall, Arthur	\$10.00	Individual	11/27/2009
Hall, Arthur	\$10.00	Individual	11/27/2009
Hall, Arthur	\$10.00	Individual	12/11/2009
Hall, Arthur	\$10.00	Individual	12/11/2009
Hall, Arthur	\$10.00	Individual	12/24/2009
Hall, Arthur	\$10.00	Individual	01/22/2010
Hall, Arthur	\$10.00	Individual	02/05/2010
Hall, Arthur	\$10.00	Individual	02/19/2010
Hall, Arthur	\$10.00	Individual	03/05/2010
Hall, Arthur	\$10.00	Individual	03/19/2010
Hall, Arthur	\$10.00	Individual	04/16/2010
Hall, Arthur	\$10.00	Individual	04/30/2010
Hall, Arthur	\$10.00	Individual	05/14/2010
Hall, Arthur	\$10.00	Individual	05/14/2010
Hall, Arthur	\$10.00	Individual	05/28/2010
Hall, Arthur	\$10.00	Individual	06/11/2010
Hall, Arthur	\$10.00	Individual	06/25/2010
Hall, Arthur	\$10.00	Individual	07/09/2010

**DISCLAIMER:** The information presented in the 2011 Biennial Report was taken directly from reports of receipts and expenditures filed by the candidates and political committees; afterward formatted into the applicable graphs and charts.

Contributor Name	Amount	Type of Contributor	Date of Receipt
------------------	--------	---------------------	-----------------

**Contributions Less than \$100**

Hall, Arthur	\$10.00	Individual	07/23/2010
Hall, Arthur	\$10.00	Individual	08/11/2010
Hall, Arthur	\$10.00	Individual	08/20/2010
Hall, Arthur	\$10.00	Individual	09/03/2010
Hall, Arthur	\$10.00	Individual	09/17/2010
Hall, Arthur	\$10.00	Individual	10/01/2010
Hall, Arthur	\$10.00	Individual	10/15/2010
Hall, Arthur	\$10.00	Individual	10/29/2010
Hall, Arthur	\$10.00	Individual	11/12/2010
Hall, Arthur	\$10.00	Individual	11/26/2010
Hochstein, Leora	\$10.00	Individual	01/02/2009
Hochstein, Leora	\$10.00	Individual	01/16/2009
Hochstein, Leora	\$10.00	Individual	02/01/2009
Hochstein, Leora	\$10.00	Individual	02/13/2009
Hochstein, Leora	\$10.00	Individual	02/27/2009
Hochstein, Leora	\$10.00	Individual	03/13/2009
HOCHSTEIN, LEORA	\$10.00	Individual	03/27/2009
Hochstein, Leora	\$10.00	Individual	04/10/2009
Hochstein, Leora	\$10.00	Individual	04/24/2009
Hochstein, Leora	\$10.00	Individual	05/08/2009
Hochstein, Leora	\$10.00	Individual	05/22/2009
Hochstein, Leora	\$10.00	Individual	06/05/2009
HOCHSTEIN, LEORA	\$10.00	Individual	06/19/2009
HOCHSTEIN, LEORA	\$10.00	Individual	07/03/2009
HOCHSTEIN, LEORA	\$10.00	Individual	07/17/2009
HOCHSTEIN, LEORA	\$10.00	Individual	08/01/2009
HOCHSTEIN, LEORA	\$10.00	Individual	08/07/2009
HOCHSTEIN, LEORA	\$10.00	Individual	08/21/2009
HOCHSTEIN, LEORA	\$10.00	Individual	09/04/2009
HOCHSTEIN, LEORA	\$10.00	Individual	10/02/2009
Hochstein, Leora	\$10.00	Individual	10/16/2009
HOCHSTEIN, LEORA	\$10.00	Individual	10/30/2009
HOCHSTEIN, LEORA	\$10.00	Individual	11/13/2009
HOCHSTEIN, LEORA	\$10.00	Individual	12/24/2009

**DISCLAIMER:** The information presented in the 2011 Biennial Report was taken directly from reports of receipts and expenditures filed by the candidates and political committees; afterward formatted into the applicable graphs and charts.

Contributor Name	Amount	Type of Contributor	Date of Receipt
------------------	--------	---------------------	-----------------

**Contributions Less than \$100**

HOCHSTEIN, LEORA	\$10.00	Individual	01/08/2010
HOCHSTEIN, LEORA	\$10.00	Individual	01/22/2010
HOCHSTEIN, LEORA	\$10.00	Individual	02/05/2010
HOCHSTEIN, LEORA	\$10.00	Individual	02/19/2010
HOCHSTEIN, LEORA	\$10.00	Individual	03/05/2010
HOCHSTEIN, LEORA	\$10.00	Individual	04/02/2010
HOCHSTEIN, LEORA	\$10.00	Individual	04/02/2010
HOCHSTEIN, LEORA	\$10.00	Individual	04/16/2010
HOCHSTEIN, LEORA	\$10.00	Individual	05/14/2010
HOCHSTEIN, LEORA	\$10.00	Individual	05/28/2010
HOCHSTEIN, LEORA	\$10.00	Individual	06/11/2010
HOCHSTEIN, LEORA	\$10.00	Individual	06/25/2010
HOCHSTEIN, LEORA	\$10.00	Individual	07/09/2010
HOCHSTEIN, LEORA	\$10.00	Individual	07/23/2010
HOCHSTEIN, LEORA	\$10.00	Individual	08/11/2010
HOCHSTEIN, LEORA	\$10.00	Individual	08/20/2010
HOCHSTEIN, LEORA	\$10.00	Individual	09/03/2010
HOCHSTEIN, LEORA	\$10.00	Individual	09/17/2010
HOCHSTEIN, LEORA	\$10.00	Individual	10/01/2010
Hochstein, Leora	\$10.00	Individual	10/15/2010
HOCHSTEIN, LEORA	\$10.00	Individual	10/29/2010
Hochstein, Leora	\$10.00	Individual	11/26/2010
Hockstein, Leora	\$10.00	Individual	03/19/2010
Johnson, Karen	\$25.00	Individual	02/05/2010
Johnson, Karen	\$25.00	Individual	02/19/2010
Johnson, Karen	\$25.00	Individual	03/05/2010
Johnson, Karen	\$25.00	Individual	03/19/2010
Johnson, Karen	\$25.00	Individual	04/02/2010
Johnson, Karen	\$25.00	Individual	04/16/2010
Johnson, Karen	\$25.00	Individual	04/30/2010
Johnson, Karen	\$25.00	Individual	05/14/2010
Johnson, Karen	\$25.00	Individual	05/28/2010
Johnson, Karen	\$25.00	Individual	06/11/2010
Johnson, Karen	\$25.00	Individual	06/25/2010

**DISCLAIMER:** The information presented in the 2011 Biennial Report was taken directly from reports of receipts and expenditures filed by the candidates and political committees; afterward formatted into the applicable graphs and charts.

Contributor Name	Amount	Type of Contributor	Date of Receipt
------------------	--------	---------------------	-----------------

**Contributions Less than \$100**

Johnson, Karen	\$25.00	Individual	07/09/2010
Johnson, Karen	\$25.00	Individual	07/23/2010
Johnson, Karen	\$25.00	Individual	08/11/2010
Johnson, Karen	\$25.00	Individual	08/11/2010
Johnson, Karen	\$25.00	Individual	09/03/2010
Johnson, Karen	\$25.00	Individual	09/14/2010
Johnson, Karen	\$25.00	Individual	10/01/2010
Johnson, Karen	\$25.00	Individual	10/01/2010
Johnson, Karen	\$25.00	Individual	10/15/2010
Johnson, Karen	\$25.00	Individual	10/29/2010
Johnson, Karen	\$25.00	Individual	11/12/2010
Johnson, Karen	\$25.00	Individual	11/26/2010
Kahif, Shazada	\$5.00	Individual	06/11/2010
Kahif, Shazada	\$5.00	Individual	08/20/2010
Kashif, Shazada	\$5.00	Individual	01/02/2009
Kashif, Shazada	\$5.00	Individual	01/16/2009
Kashif, Shazada	\$5.00	Individual	02/01/2009
Kashif, Shazada	\$5.00	Individual	02/13/2009
Kashif, Shazada	\$5.00	Individual	02/27/2009
Kashif, Shazada	\$5.00	Individual	03/13/2009
Kashif, Shazada	\$5.00	Individual	03/27/2009
Kashif, Shazada	\$5.00	Individual	04/10/2009
Kashif, Shazada	\$5.00	Individual	04/24/2009
Kashif, Shazada	\$5.00	Individual	05/08/2009
Kashif, Shazada	\$5.00	Individual	05/22/2009
Kashif, Shazada	\$5.00	Individual	06/05/2009
Kashif, Shazada	\$5.00	Individual	06/19/2009
Kashif, Shazada	\$5.00	Individual	07/03/2009
Kashif, Shazada	\$5.00	Individual	07/17/2009
Kashif, Shazada	\$5.00	Individual	08/01/2009
Kashif, Shazada	\$5.00	Individual	08/07/2009
Kashif, Shazada	\$5.00	Individual	08/21/2009
Kashif, Shazada	\$5.00	Individual	09/04/2009
Kashif, Shazada	\$5.00	Individual	10/02/2009

**DISCLAIMER:** The information presented in the 2011 Biennial Report was taken directly from reports of receipts and expenditures filed by the candidates and political committees; afterward formatted into the applicable graphs and charts.



Contributor Name	Amount	Type of Contributor	Date of Receipt
------------------	--------	---------------------	-----------------

**Contributions Less than \$100**

Kashif, Shazada	\$5.00	Individual	10/16/2009
Kashif, Shazada	\$5.00	Individual	11/27/2009
Kashif, Shazada	\$5.00	Individual	01/08/2010
Kashif, Shazada	\$5.00	Individual	01/22/2010
Kashif, Shazada	\$5.00	Individual	02/05/2010
Kashif, Shazada	\$5.00	Individual	02/19/2010
Kashif, Shazada	\$5.00	Individual	03/05/2010
Kashif, Shazada	\$5.00	Individual	03/19/2010
Kashif, Shazada	\$5.00	Individual	04/02/2010
Kashif, Shazada	\$5.00	Individual	04/16/2010
Kashif, Shazada	\$5.00	Individual	04/30/2010
Kashif, Shazada	\$5.00	Individual	05/14/2010
Kashif, Shazada	\$5.00	Individual	05/28/2010
Kashif, Shazada	\$5.00	Individual	06/25/2010
Kashif, Shazada	\$5.00	Individual	06/25/2010
Kashif, Shazada	\$5.00	Individual	08/11/2010
Kashif, Shazada	\$5.00	Individual	09/03/2010
Kashif, Shazada	\$5.00	Individual	09/17/2010
Kashif, Shazada	\$5.00	Individual	10/15/2010
Kashif, Shazada	\$5.00	Individual	10/29/2010
Kashif, Shazada	\$5.00	Individual	11/12/2010
Kashif, Shazada	\$5.00	Individual	11/26/2010
Kramer, Jeffrey	\$25.00	Individual	01/02/2009
Kramer, Jeffrey	\$25.00	Individual	01/16/2009
Kramer, Jeffrey	\$25.00	Individual	02/01/2009
Kramer, Jeffrey	\$25.00	Individual	02/13/2009
Kramer, Jeffrey	\$25.00	Individual	02/27/2009
Kramer, Jeffrey	\$25.00	Individual	03/13/2009
Kramer, Jeffrey	\$25.00	Individual	03/27/2009
Kramer, Jeffrey	\$25.00	Individual	04/10/2009
Kramer, Jeffrey	\$25.00	Individual	04/24/2009
Kramer, Jeffrey	\$25.00	Individual	05/08/2009
Kramer, Jeffrey	\$25.00	Individual	05/22/2009
Kramer, Jeffrey	\$25.00	Individual	06/05/2009

**DISCLAIMER:** The information presented in the 2011 Biennial Report was taken directly from reports of receipts and expenditures filed by the candidates and political committees; afterward formatted into the applicable graphs and charts.

Contributor Name	Amount	Type of Contributor	Date of Receipt
------------------	--------	---------------------	-----------------

**Contributions Less than \$100**

Kramer, Jeffrey	\$25.00	Individual	06/19/2009
Kramer, Jeffrey	\$25.00	Individual	07/03/2009
Kramer, Jeffrey	\$25.00	Individual	07/17/2009
Kramer, Jeffrey	\$25.00	Individual	08/01/2009
Kramer, Jeffrey	\$25.00	Individual	08/07/2009
Kramer, Jeffrey	\$25.00	Individual	09/18/2009
Kramer, Jeffrey	\$25.00	Individual	09/18/2009
Kramer, Jeffrey	\$25.00	Individual	10/02/2009
Kramer, Jeffrey	\$25.00	Individual	10/30/2009
Kramer, Jeffrey	\$25.00	Individual	11/13/2009
Kramer, Jeffrey	\$25.00	Individual	11/27/2009
Kramer, Jeffrey	\$25.00	Individual	11/27/2009
Kramer, Jeffrey	\$25.00	Individual	12/11/2009
Kramer, Jeffrey	\$25.00	Individual	12/24/2009
Kramer, Jeffrey	\$25.00	Individual	01/08/2010
Kramer, Jeffrey	\$25.00	Individual	01/22/2010
Kramer, Jeffrey	\$25.00	Individual	02/05/2010
Kramer, Jeffrey	\$25.00	Individual	02/19/2010
Kramer, Jeffrey	\$25.00	Individual	03/05/2010
Kramer, Jeffrey	\$25.00	Individual	03/19/2010
Kramer, Jeffrey	\$25.00	Individual	04/02/2010
Kramer, Jeffrey	\$25.00	Individual	04/16/2010
Kramer, Jeffrey	\$25.00	Individual	04/30/2010
Kramer, Jeffrey	\$25.00	Individual	05/14/2010
Kramer, Jeffrey	\$25.00	Individual	05/28/2010
Kramer, Jeffrey	\$25.00	Individual	06/11/2010
Kramer, Jeffrey	\$25.00	Individual	06/11/2010
Kramer, Jeffrey	\$25.00	Individual	07/09/2010
Kramer, Jeffrey	\$25.00	Individual	07/23/2010
Kramer, Jeffrey	\$25.00	Individual	08/11/2010
Kramer, Jeffrey	\$25.00	Individual	08/20/2010
Kramer, Jeffrey	\$25.00	Individual	09/03/2010
Kramer, Jeffrey	\$25.00	Individual	09/03/2010
Kramer, Jeffrey	\$25.00	Individual	10/01/2010

**DISCLAIMER:** The information presented in the 2011 Biennial Report was taken directly from reports of receipts and expenditures filed by the candidates and political committees; afterward formatted into the applicable graphs and charts.

Contributor Name	Amount	Type of Contributor	Date of Receipt
------------------	--------	---------------------	-----------------

**Contributions Less than \$100**

Kramer, Jeffrey	\$25.00	Individual	10/15/2010
Kramer, Jeffrey	\$25.00	Individual	10/29/2010
Kramer, Jeffrey	\$25.00	Individual	11/12/2010
Kramer, Jeffrey	\$25.00	Individual	11/25/2010
Larkin, Cynthia	\$5.00	Individual	01/02/2009
Larkin, Cynthia	\$5.00	Individual	01/16/2009
Larkin, Cynthia	\$5.00	Individual	02/01/2009
Larkin, Cynthia	\$5.00	Individual	02/13/2009
Larkin, Cynthia	\$5.00	Individual	02/27/2009
Larkin, Cynthia	\$5.00	Individual	03/13/2009
Larkin, Cynthia	\$5.00	Individual	03/27/2009
Larkin, Cynthia	\$5.00	Individual	04/10/2009
Larkin, Cynthia	\$5.00	Individual	04/24/2009
Larkin, Cynthia	\$5.00	Individual	05/08/2009
Larkin, Cynthia	\$5.00	Individual	05/22/2009
Larkin, Cynthia	\$5.00	Individual	06/05/2009
Larkin, Cynthia	\$5.00	Individual	06/19/2009
Larkin, Cynthia	\$5.00	Individual	07/03/2009
Larkin, Cynthia	\$5.00	Individual	07/17/2009
Larkin, Cynthia	\$5.00	Individual	08/01/2009
Larkin, Cynthia	\$5.00	Individual	08/07/2009
Larkin, Cynthia	\$5.00	Individual	08/21/2009
Larkin, Cynthia	\$5.00	Individual	10/02/2009
Larkin, Cynthia	\$5.00	Individual	10/30/2009
Larkin, Cynthia	\$5.00	Individual	11/13/2009
Larkin, Cynthia	\$5.00	Individual	11/27/2009
Larkin, Cynthia	\$5.00	Individual	12/11/2009
Larkin, Cynthia	\$5.00	Individual	12/24/2009
Larkin, Cynthia	\$5.00	Individual	01/08/2010
Larkin, Cynthia	\$5.00	Individual	01/22/2010
Larkin, Cynthia	\$5.00	Individual	02/05/2010
Larkin, Cynthia	\$5.00	Individual	02/19/2010
Larkin, Cynthia	\$5.00	Individual	03/05/2010
Larkin, Cynthia	\$5.00	Individual	03/19/2010

**DISCLAIMER:** The information presented in the 2011 Biennial Report was taken directly from reports of receipts and expenditures filed by the candidates and political committees; afterward formatted into the applicable graphs and charts.

Contributor Name	Amount	Type of Contributor	Date of Receipt
------------------	--------	---------------------	-----------------

**Contributions Less than \$100**

Larkin, Cynthia	\$5.00	Individual	04/02/2010
Larkin, Cynthia	\$5.00	Individual	04/16/2010
Larkin, Cynthia	\$5.00	Individual	04/30/2010
Larkin, Cynthia	\$5.00	Individual	05/14/2010
Larkin, Cynthia	\$5.00	Individual	05/28/2010
Larkin, Cynthia	\$5.00	Individual	06/11/2010
Larkin, Cynthia	\$5.00	Individual	06/25/2010
Larkin, Cynthia	\$5.00	Individual	07/09/2010
Larkin, Cynthia	\$5.00	Individual	07/23/2010
Larkin, Cynthia	\$5.00	Individual	08/20/2010
Larkin, Cynthia	\$5.00	Individual	09/03/2010
Larkin, Cynthia	\$5.00	Individual	09/17/2010
Larkin, Cynthia	\$5.00	Individual	10/01/2010
Larkin, Cynthia	\$5.00	Individual	10/15/2010
Larkin, Cynthia	\$5.00	Individual	10/29/2010
Larkin, Cynthia	\$5.00	Individual	11/12/2010
Larkin, Cynthia	\$5.00	Individual	11/26/2010
Levy, Yannick	\$5.00	Individual	03/05/2010
Levy, Yannick	\$5.00	Individual	01/02/2009
Levy, Yannick	\$5.00	Individual	01/16/2009
Levy, Yannick	\$5.00	Individual	02/01/2009
Levy, Yannick	\$5.00	Individual	02/13/2009
Levy, Yannick	\$5.00	Individual	02/27/2009
Levy, Yannick	\$5.00	Individual	03/13/2009
LEVY, YANNICK	\$5.00	Individual	03/27/2009
Levy, Yannick	\$5.00	Individual	04/10/2009
Levy, Yannick	\$5.00	Individual	04/24/2009
Levy, Yannick	\$5.00	Individual	05/08/2009
Levy, Yannick	\$5.00	Individual	05/22/2009
Levy, Yannick	\$5.00	Individual	06/05/2009
Levy, Yannick	\$5.00	Individual	06/19/2009
Levy, Yannick	\$5.00	Individual	07/03/2009
Levy, Yannick	\$5.00	Individual	07/17/2009
Levy, Yannick	\$5.00	Individual	08/01/2009

**DISCLAIMER:** The information presented in the 2011 Biennial Report was taken directly from reports of receipts and expenditures filed by the candidates and political committees; afterward formatted into the applicable graphs and charts.

Contributor Name	Amount	Type of Contributor	Date of Receipt
------------------	--------	---------------------	-----------------

**Contributions Less than \$100**

Levy, Yannick	\$5.00	Individual	08/07/2009
Levy, Yannick	\$5.00	Individual	08/07/2009
Levy, Yannick	\$5.00	Individual	08/21/2009
Levy, Yannick	\$5.00	Individual	09/04/2009
LEVY, YANNICK	\$5.00	Individual	09/18/2009
Levy, Yannick	\$5.00	Individual	10/02/2009
Levy, Yannick	\$5.00	Individual	10/16/2009
Levy, Yannick	\$5.00	Individual	10/30/2009
Levy, Yannick	\$5.00	Individual	11/13/2009
Levy, Yannick	\$5.00	Individual	11/27/2009
Levy, Yannick	\$5.00	Individual	12/11/2009
Levy, Yannick	\$5.00	Individual	12/24/2009
Levy, Yannick	\$5.00	Individual	01/08/2010
Levy, Yannick	\$5.00	Individual	01/22/2010
Levy, Yannick	\$5.00	Individual	01/22/2010
Levy, Yannick	\$5.00	Individual	02/05/2010
Levy, Yannick	\$5.00	Individual	02/19/2010
Levy, Yannick	\$5.00	Individual	04/02/2010
Levy, Yannick	\$5.00	Individual	04/16/2010
Levy, Yannick	\$5.00	Individual	04/30/2010
Levy, Yannick	\$5.00	Individual	05/14/2010
Levy, Yannick	\$5.00	Individual	05/28/2010
Levy, Yannick	\$5.00	Individual	06/11/2010
Levy, Yannick	\$5.00	Individual	06/25/2010
Levy, Yannick	\$5.00	Individual	07/09/2010
Levy, Yannick	\$5.00	Individual	07/23/2010
Levy, Yannick	\$5.00	Individual	10/29/2010
Levy, Yannick	\$5.00	Individual	11/12/2010
LEVY, YANNICK	\$5.00	Individual	11/26/2010
Levy, Yannick	\$5.00	Individual	03/19/2010
Lloyd, C	\$25.00	Individual	01/02/2009
Lloyd, C	\$25.00	Individual	01/16/2009
Lloyd, C	\$25.00	Individual	02/01/2009
Lloyd, C	\$25.00	Individual	02/13/2009

**DISCLAIMER:** The information presented in the 2011 Biennial Report was taken directly from reports of receipts and expenditures filed by the candidates and political committees; afterward formatted into the applicable graphs and charts.

Contributor Name	Amount	Type of Contributor	Date of Receipt
------------------	--------	---------------------	-----------------

**Contributions Less than \$100**

Lloyd, C	\$25.00	Individual	02/27/2009
Lloyd, C	\$25.00	Individual	03/13/2009
Lloyd, C	\$25.00	Individual	03/27/2009
Lloyd, C	\$25.00	Individual	04/10/2009
Lloyd, C	\$25.00	Individual	04/24/2009
Lloyd, C	\$25.00	Individual	05/08/2009
Lloyd, C	\$25.00	Individual	05/22/2009
Lloyd, C	\$25.00	Individual	06/05/2009
Lloyd, C	\$25.00	Individual	06/19/2009
Lloyd, C	\$25.00	Individual	07/03/2009
Lloyd, C	\$25.00	Individual	07/17/2009
Lloyd, C	\$25.00	Individual	08/21/2009
Lloyd, C	\$25.00	Individual	09/04/2009
Lloyd, C	\$25.00	Individual	09/18/2009
Lloyd, C	\$25.00	Individual	10/02/2009
Lloyd, C	\$25.00	Individual	10/16/2009
Lloyd, C	\$25.00	Individual	10/30/2009
Lloyd, C	\$25.00	Individual	11/13/2009
Lloyd, C	\$25.00	Individual	11/13/2009
Lloyd, C	\$25.00	Individual	11/27/2009
Lloyd, C	\$25.00	Individual	11/27/2009
Lloyd, C	\$25.00	Individual	12/11/2009
Lloyd, C	\$25.00	Individual	12/24/2009
Lloyd, C	\$25.00	Individual	01/08/2010
Lloyd, C	\$25.00	Individual	01/22/2010
Lloyd, C	\$25.00	Individual	02/05/2010
Lloyd, C	\$25.00	Individual	02/19/2010
Lloyd, C	\$25.00	Individual	03/05/2010
Lloyd, C	\$25.00	Individual	03/19/2010
Lloyd, C	\$25.00	Individual	04/02/2010
Lloyd, C	\$25.00	Individual	04/16/2010
Lloyd, C	\$25.00	Individual	04/30/2010
Lloyd, C	\$25.00	Individual	05/28/2010
Lloyd, C	\$25.00	Individual	05/28/2010

**DISCLAIMER:** The information presented in the 2011 Biennial Report was taken directly from reports of receipts and expenditures filed by the candidates and political committees; afterward formatted into the applicable graphs and charts.

Contributor Name	Amount	Type of Contributor	Date of Receipt
------------------	--------	---------------------	-----------------

**Contributions Less than \$100**

Lloyd, C	\$25.00	Individual	06/11/2010
Lloyd, C	\$25.00	Individual	06/23/2010
Lloyd, C	\$25.00	Individual	06/25/2010
Lloyd, C	\$25.00	Individual	07/09/2010
Lloyd, C	\$25.00	Individual	08/11/2010
Lloyd, C	\$25.00	Individual	08/20/2010
Lloyd, C	\$25.00	Individual	08/20/2010
Lloyd, C	\$25.00	Individual	09/17/2010
Lloyd, C	\$25.00	Individual	09/17/2010
Lloyd, C	\$25.00	Individual	10/01/2010
Lloyd, C	\$25.00	Individual	10/15/2010
Lloyd, C	\$25.00	Individual	10/29/2010
Lloyd, C	\$25.00	Individual	11/26/2010
Lloyd, C.	\$25.00	Individual	11/12/2010
Lloyd, Myrtle	\$5.00	Individual	01/02/2009
Lloyd, Myrtle	\$5.00	Individual	01/16/2009
Lloyd, Myrtle	\$5.00	Individual	02/01/2009
Lloyd, Myrtle	\$5.00	Individual	02/13/2009
Lloyd, Myrtle	\$5.00	Individual	02/27/2009
Lloyd, Myrtle	\$5.00	Individual	02/27/2009
Lloyd, Myrtle	\$5.00	Individual	03/13/2009
Lloyd, Myrtle	\$5.00	Individual	03/27/2009
Lloyd, Myrtle	\$5.00	Individual	04/01/2009
Lloyd, Myrtle	\$5.00	Individual	04/24/2009
Lloyd, Myrtle	\$5.00	Individual	05/08/2009
Lloyd, Myrtle	\$5.00	Individual	05/22/2009
Lloyd, Myrtle	\$5.00	Individual	06/05/2009
Lloyd, Myrtle	\$5.00	Individual	06/19/2009
Lloyd, Myrtle	\$5.00	Individual	07/03/2009
Lloyd, Myrtle	\$5.00	Individual	07/17/2009
Lloyd, Myrtle	\$5.00	Individual	08/07/2009
Lloyd, Myrtle	\$5.00	Individual	08/21/2009
Lloyd, Myrtle	\$5.00	Individual	09/04/2009
Lloyd, Myrtle	\$5.00	Individual	10/02/2009

**DISCLAIMER:** The information presented in the 2011 Biennial Report was taken directly from reports of receipts and expenditures filed by the candidates and political committees; afterward formatted into the applicable graphs and charts.

Contributor Name	Amount	Type of Contributor	Date of Receipt
------------------	--------	---------------------	-----------------

**Contributions Less than \$100**

Lloyd, Myrtle	\$5.00	Individual	11/13/2009
Lloyd, Myrtle	\$5.00	Individual	11/27/2009
Lloyd, Myrtle	\$5.00	Individual	12/11/2009
Lloyd, Myrtle	\$5.00	Individual	12/24/2009
Lloyd, Myrtle	\$5.00	Individual	12/24/2009
Lloyd, Myrtle	\$5.00	Individual	01/08/2010
Lloyd, Myrtle	\$5.00	Individual	01/22/2010
Lloyd, Myrtle	\$5.00	Individual	02/05/2010
Lloyd, Myrtle	\$5.00	Individual	02/19/2010
Lloyd, Myrtle	\$5.00	Individual	03/05/2010
Lloyd, Myrtle	\$5.00	Individual	03/19/2010
Lloyd, Myrtle	\$5.00	Individual	04/02/2010
Lloyd, Myrtle	\$5.00	Individual	04/16/2010
Lloyd, Myrtle	\$5.00	Individual	04/30/2010
Lloyd, Myrtle	\$5.00	Individual	05/14/2010
Lloyd, Myrtle	\$5.00	Individual	05/28/2010
Lloyd, Myrtle	\$5.00	Individual	06/11/2010
Lloyd, Myrtle	\$5.00	Individual	06/25/2010
Lloyd, Myrtle	\$5.00	Individual	07/09/2010
Lloyd, Myrtle	\$5.00	Individual	07/23/2010
Lloyd, Myrtle	\$5.00	Individual	08/11/2010
Lloyd, Myrtle	\$5.00	Individual	08/20/2010
Lloyd, Myrtle	\$5.00	Individual	09/03/2010
Lloyd, Myrtle	\$5.00	Individual	09/17/2010
Lloyd, Myrtle	\$5.00	Individual	10/01/2010
Lloyd, Myrtle	\$5.00	Individual	10/15/2010
Lloyd, Myrtle	\$5.00	Individual	10/29/2010
Lloyd, Myrtle	\$5.00	Individual	11/12/2010
Lloyd, Myrtle	\$5.00	Individual	11/26/2010
MaGuire, Thomas	\$10.00	Individual	01/02/2009
MaGuire, Thomas	\$10.00	Individual	01/16/2009
Maguire, Thomas	\$10.00	Individual	02/01/2009
Maguire, Thomas	\$10.00	Individual	02/13/2009
Maguire, Thomas	\$10.00	Individual	02/27/2009

**DISCLAIMER:** The information presented in the 2011 Biennial Report was taken directly from reports of receipts and expenditures filed by the candidates and political committees; afterward formatted into the applicable graphs and charts.



Contributor Name	Amount	Type of Contributor	Date of Receipt
------------------	--------	---------------------	-----------------

**Contributions Less than \$100**

Maguire, Thomas	\$10.00	Individual	03/13/2009
Maguire, Thomas	\$10.00	Individual	03/27/2009
Maguire, Thomas	\$10.00	Individual	04/10/2009
Maguire, Thomas	\$10.00	Individual	04/24/2009
Maguire, Thomas	\$10.00	Individual	05/08/2009
Maguire, Thomas	\$10.00	Individual	05/22/2009
Maguire, Thomas	\$10.00	Individual	06/05/2009
Maguire, Thomas	\$10.00	Individual	06/19/2009
Maguire, Thomas	\$10.00	Individual	07/03/2009
Maguire, Thomas	\$10.00	Individual	07/17/2009
Maguire, Thomas	\$10.00	Individual	08/01/2009
Maguire, Thomas	\$10.00	Individual	08/07/2009
Maguire, Thomas	\$10.00	Individual	08/21/2009
Maguire, Thomas	\$10.00	Individual	09/04/2009
Maguire, Thomas	\$10.00	Individual	09/18/2009
Maguire, Thomas	\$10.00	Individual	10/02/2009
Maguire, Thomas	\$10.00	Individual	10/16/2009
Maguire, Thomas	\$10.00	Individual	10/30/2009
Maguire, Thomas	\$10.00	Individual	11/27/2009
Maguire, Thomas	\$10.00	Individual	12/11/2009
Maguire, Thomas	\$10.00	Individual	12/24/2009
Maguire, Thomas	\$10.00	Individual	01/08/2010
Maguire, Thomas	\$10.00	Individual	01/22/2010
Maguire, Thomas	\$10.00	Individual	02/05/2010
Maguire, Thomas	\$10.00	Individual	02/19/2010
Maguire, Thomas	\$10.00	Individual	03/05/2010
Maguire, Thomas	\$10.00	Individual	03/19/2010
Maguire, Thomas	\$10.00	Individual	04/02/2010
Maguire, Thomas	\$10.00	Individual	04/30/2010
Maguire, Thomas	\$10.00	Individual	04/30/2010
Maguire, Thomas	\$10.00	Individual	05/14/2010
Maguire, Thomas	\$10.00	Individual	05/28/2010
Maguire, Thomas	\$10.00	Individual	06/11/2010
Maguire, Thomas	\$10.00	Individual	06/25/2010

**DISCLAIMER:** The information presented in the 2011 Biennial Report was taken directly from reports of receipts and expenditures filed by the candidates and political committees; afterward formatted into the applicable graphs and charts.

Contributor Name	Amount	Type of Contributor	Date of Receipt
------------------	--------	---------------------	-----------------

**Contributions Less than \$100**

Maguire, Thomas	\$10.00	Individual	07/09/2010
Maguire, Thomas	\$10.00	Individual	07/23/2010
Maguire, Thomas	\$10.00	Individual	08/11/2010
Maguire, Thomas	\$10.00	Individual	08/20/2010
Maguire, Thomas	\$10.00	Individual	09/17/2010
Maguire, Thomas	\$10.00	Individual	10/01/2010
Maguire, Thomas	\$10.00	Individual	10/15/2010
Maguire, Thomas	\$10.00	Individual	10/29/2010
Maguire, Thomas	\$10.00	Individual	11/12/2010
Maguire, Thomas	\$10.00	Individual	11/26/2010
Masaki, Donne	\$7.50	Individual	02/01/2009
MASAKI, Donne	\$7.50	Individual	02/13/2009
Masaki, Donne	\$7.50	Individual	02/27/2009
Masaki, Donne	\$7.50	Individual	03/13/2009
MASAKI, Donne	\$7.50	Individual	03/27/2009
Masaki, Donne	\$7.50	Individual	04/10/2009
Masaki, Donne	\$7.50	Individual	04/24/2009
MASAKI, Donne	\$7.50	Individual	05/08/2009
Masaki, Donne	\$7.50	Individual	05/22/2009
Masaki, Donne	\$7.50	Individual	06/05/2009
Masaki, Donne	\$7.50	Individual	06/19/2009
Masaki, Donne	\$7.50	Individual	07/03/2009
Masaki, Donne	\$7.50	Individual	07/17/2009
Masaki, Donne	\$7.50	Individual	08/01/2009
Masaki, Donne	\$7.50	Individual	08/07/2009
Masaki, Donne	\$7.50	Individual	08/21/2009
Masaki, Donne	\$7.50	Individual	09/04/2009
Masaki, Donne	\$7.50	Individual	09/18/2009
Masaki, Donne	\$7.50	Individual	10/02/2009
Masaki, Donne	\$7.50	Individual	10/16/2009
Masaki, Donne	\$7.50	Individual	10/30/2009
Masaki, Donne	\$7.50	Individual	11/13/2009
Masaki, Donne	\$7.50	Individual	12/11/2009
Masaki, Donne	\$7.50	Individual	12/24/2009

**DISCLAIMER:** The information presented in the 2011 Biennial Report was taken directly from reports of receipts and expenditures filed by the candidates and political committees; afterward formatted into the applicable graphs and charts.

Contributor Name	Amount	Type of Contributor	Date of Receipt
------------------	--------	---------------------	-----------------

**Contributions Less than \$100**

Masaki, Donne	\$7.50	Individual	01/08/2010
Masaki, Donne	\$7.50	Individual	01/22/2010
Masaki, Donne	\$7.50	Individual	02/05/2010
Masaki, Donne	\$7.50	Individual	03/05/2010
Masaki, Donne	\$7.50	Individual	03/05/2010
Masaki, Donne	\$7.50	Individual	03/19/2010
Masaki, Donne	\$7.50	Individual	04/02/2010
Masaki, Donne	\$7.50	Individual	04/16/2010
Masaki, Donne	\$7.50	Individual	04/30/2010
Masaki, Donne	\$7.50	Individual	05/14/2010
Masaki, Donne	\$7.50	Individual	05/28/2010
Masaki, Donne	\$7.50	Individual	06/11/2010
Masaki, Donne	\$7.50	Individual	06/25/2010
Masaki, Donne	\$7.50	Individual	07/09/2010
Masaki, Donne	\$7.50	Individual	07/23/2010
Masaki, Donne	\$7.50	Individual	08/11/2010
Masaki, Donne	\$7.50	Individual	08/20/2010
Masaki, Donne	\$7.50	Individual	09/03/2010
Masaki, Donne	\$7.50	Individual	09/17/2010
Masaki, Donne	\$7.50	Individual	10/01/2010
Masaki, Donne	\$7.50	Individual	10/15/2010
Masaki, Donne	\$7.50	Individual	10/29/2010
Masaki, Donne	\$7.50	Individual	11/12/2010
Masaki, Donne	\$7.50	Individual	11/26/2010
Masaki, Donnie	\$7.50	Individual	01/02/2009
Masaki, Donnie	\$7.50	Individual	01/16/2009
May, Dolores	\$25.00	Individual	01/02/2009
May, Dolores	\$25.00	Individual	01/16/2009
May, Dolores	\$25.00	Individual	02/01/2009
May, Dolores	\$25.00	Individual	02/13/2009
May, Dolores	\$25.00	Individual	02/27/2009
May, Dolores	\$25.00	Individual	03/13/2009
May, Dolores	\$25.00	Individual	03/27/2009
May, Dolores	\$25.00	Individual	04/10/2009

**DISCLAIMER:** The information presented in the 2011 Biennial Report was taken directly from reports of receipts and expenditures filed by the candidates and political committees; afterward formatted into the applicable graphs and charts.

Contributor Name	Amount	Type of Contributor	Date of Receipt
------------------	--------	---------------------	-----------------

**Contributions Less than \$100**

May, Dolores	\$25.00	Individual	04/24/2009
May, Dolores	\$25.00	Individual	05/08/2009
May, Dolores	\$25.00	Individual	05/22/2009
May, Dolores	\$25.00	Individual	06/05/2009
May, Dolores	\$25.00	Individual	06/19/2009
May, Dolores	\$25.00	Individual	07/03/2009
May, Dolores	\$25.00	Individual	07/17/2009
May, Dolores	\$25.00	Individual	08/01/2009
May, Dolores	\$25.00	Individual	08/07/2009
May, Dolores	\$25.00	Individual	08/21/2009
May, Dolores	\$25.00	Individual	09/04/2009
McClure, Lynn	\$5.00	Individual	02/27/2009
McClure, Lynn	\$5.00	Individual	03/13/2009
McClure, Lynn	\$5.00	Individual	03/27/2009
McClure, Lynn	\$5.00	Individual	04/10/2009
McClure, Lynn	\$5.00	Individual	04/24/2009
McClure, Lynn	\$5.00	Individual	05/08/2009
McClure, Lynn	\$5.00	Individual	05/22/2009
McClure, Lynn	\$5.00	Individual	06/05/2009
McClure, Lynn	\$5.00	Individual	06/19/2009
McClure, Lynn	\$5.00	Individual	07/03/2009
McClure, Lynn	\$5.00	Individual	07/17/2009
McClure, Lynn	\$5.00	Individual	08/01/2009
McClure, Lynn	\$5.00	Individual	08/07/2009
McClure, Lynn	\$5.00	Individual	08/21/2009
McClure, Lynn	\$5.00	Individual	09/04/2009
McClure, Lynn	\$5.00	Individual	09/18/2009
McClure, Lynn	\$5.00	Individual	10/02/2009
McClure, Lynn	\$5.00	Individual	10/16/2009
McClure, Lynn	\$5.00	Individual	10/30/2009
McClure, Lynn	\$5.00	Individual	10/30/2009
McClure, Lynn	\$5.00	Individual	11/13/2009
McClure, Lynn	\$5.00	Individual	11/27/2009
McClure, Lynn	\$5.00	Individual	12/11/2009

**DISCLAIMER:** The information presented in the 2011 Biennial Report was taken directly from reports of receipts and expenditures filed by the candidates and political committees; afterward formatted into the applicable graphs and charts.

Contributor Name	Amount	Type of Contributor	Date of Receipt
------------------	--------	---------------------	-----------------

**Contributions Less than \$100**

McClure, Lynn	\$5.00	Individual	12/24/2009
McClure, Lynn	\$5.00	Individual	01/08/2010
McClure, Lynn	\$5.00	Individual	01/22/2010
McClure, Lynn	\$5.00	Individual	02/05/2010
McClure, Lynn	\$5.00	Individual	02/19/2010
McClure, Lynn	\$5.00	Individual	03/05/2010
McClure, Lynn	\$5.00	Individual	03/19/2010
McClure, Lynn	\$5.00	Individual	04/02/2010
McClure, Lynn	\$5.00	Individual	04/16/2010
McClure, Lynn	\$5.00	Individual	04/30/2010
McClure, Lynn	\$5.00	Individual	05/14/2010
McClure, Lynn	\$5.00	Individual	05/14/2010
McClure, Lynn	\$5.00	Individual	06/11/2010
McClure, Lynn	\$5.00	Individual	06/25/2010
McClure, Lynn	\$5.00	Individual	07/09/2010
McClure, Lynn	\$5.00	Individual	07/23/2010
McClure, Lynn	\$5.00	Individual	08/11/2010
McClure, Lynn	\$5.00	Individual	08/20/2010
McClure, Lynn	\$5.00	Individual	09/03/2010
McClure, Lynn	\$5.00	Individual	09/17/2010
McClure, Lynn	\$5.00	Individual	10/01/2010
McClure, Lynn	\$5.00	Individual	10/15/2010
McClure, Lynn	\$5.00	Individual	10/29/2010
McClure, Lynn	\$5.00	Individual	11/12/2010
McClure, Lynn	\$5.00	Individual	11/26/2010
McCready, Magaret	\$25.00	Individual	05/22/2009
MCCready, Margaret	\$25.00	Individual	01/02/2009
MCCready, Margaret	\$25.00	Individual	01/16/2009
McCready, Margaret	\$25.00	Individual	02/01/2009
Mccready, Margaret	\$25.00	Individual	02/27/2009
Mccready, Margaret	\$25.00	Individual	03/13/2009
Mccready, Margaret	\$25.00	Individual	03/27/2009
Mccready, Margaret	\$25.00	Individual	04/10/2009
McCready, Margaret	\$25.00	Individual	04/24/2009

**DISCLAIMER:** The information presented in the 2011 Biennial Report was taken directly from reports of receipts and expenditures filed by the candidates and political committees; afterward formatted into the applicable graphs and charts.

Contributor Name	Amount	Type of Contributor	Date of Receipt
------------------	--------	---------------------	-----------------

**Contributions Less than \$100**

McCready, Margaret	\$25.00	Individual	05/08/2009
Mccready, Margaret	\$25.00	Individual	06/05/2009
Mccready, Margaret	\$25.00	Individual	06/19/2009
Mccready, Margaret	\$25.00	Individual	07/03/2009
McCready, Margaret	\$25.00	Individual	07/17/2009
Mccready, Margaret	\$25.00	Individual	08/01/2009
Mccready, Margaret	\$25.00	Individual	08/21/2009
Mccready, Margaret	\$25.00	Individual	09/04/2009
Mccready, Margaret	\$25.00	Individual	09/04/2009
Mccready, Margaret	\$25.00	Individual	09/18/2009
Mccready, Margaret	\$25.00	Individual	10/02/2009
Mccready, Margaret	\$25.00	Individual	10/16/2009
Mccready, Margaret	\$25.00	Individual	10/30/2009
Mccready, Margaret	\$25.00	Individual	10/30/2009
Mccready, Margaret	\$25.00	Individual	11/13/2009
Mccready, Margaret	\$25.00	Individual	11/27/2009
Mccready, Margaret	\$25.00	Individual	12/11/2009
Mccready, Margaret	\$25.00	Individual	12/24/2009
Mccready, Margaret	\$25.00	Individual	01/08/2010
Mccready, Margaret	\$25.00	Individual	01/22/2010
Mccready, Margaret	\$25.00	Individual	02/05/2010
Mccready, Margaret	\$25.00	Individual	02/19/2010
Mccready, Margaret	\$25.00	Individual	03/05/2010
McCready, Margaret	\$25.00	Individual	03/19/2010
Mccready, Margaret	\$25.00	Individual	04/02/2010
Mccready, Margaret	\$25.00	Individual	04/16/2010
Mccready, Margaret	\$25.00	Individual	04/30/2010
Mccready, Margaret	\$25.00	Individual	05/14/2010
Mccready, Margaret	\$25.00	Individual	05/28/2010
Mccready, Margaret	\$25.00	Individual	06/11/2010
Mccready, Margaret	\$25.00	Individual	06/25/2010
Mccready, Margaret	\$25.00	Individual	07/09/2010
Mccready, Margaret	\$25.00	Individual	07/23/2010
Mccready, Margaret	\$25.00	Individual	08/11/2010

**DISCLAIMER:** The information presented in the 2011 Biennial Report was taken directly from reports of receipts and expenditures filed by the candidates and political committees; afterward formatted into the applicable graphs and charts.

Contributor Name	Amount	Type of Contributor	Date of Receipt
------------------	--------	---------------------	-----------------

**Contributions Less than \$100**

Mccready, Margaret	\$25.00	Individual	08/20/2010
Mccready, Margaret	\$25.00	Individual	09/17/2010
McCready, Margaret	\$25.00	Individual	10/15/2010
McCready, Margaret	\$25.00	Individual	10/29/2010
McCready, Margaret	\$25.00	Individual	11/12/2010
McCready, Margaret	\$25.00	Individual	11/26/2010
McCready, Margaret	\$25.00	Individual	02/13/2009
McCrorry, Karen	\$10.00	Individual	01/02/2009
McCrorry, Karen	\$10.00	Individual	01/16/2009
McCrorry, Karen	\$10.00	Individual	02/01/2009
McCrorry, Karen	\$10.00	Individual	02/13/2009
McCrorry, Karen	\$10.00	Individual	02/27/2009
McCrorry, Karen	\$10.00	Individual	03/13/2009
McCrorry, Karen	\$10.00	Individual	03/27/2009
McCrorry, Karen	\$10.00	Individual	04/10/2009
McCrorry, Karen	\$10.00	Individual	04/24/2009
McCrorry, Karen	\$10.00	Individual	05/08/2009
McCrorry, Karen	\$10.00	Individual	05/22/2009
McCrorry, Karen	\$10.00	Individual	06/05/2009
McCrorry, Karen	\$10.00	Individual	06/19/2009
McCrorry, Karen	\$10.00	Individual	07/03/2009
McCrorry, Karen	\$10.00	Individual	07/17/2009
McCrorry, Karen	\$10.00	Individual	08/01/2009
McCrorry, Karen	\$10.00	Individual	08/07/2009
McCrorry, Karen	\$10.00	Individual	08/21/2009
McCrorry, Karen	\$10.00	Individual	09/04/2009
McCrorry, Karen	\$10.00	Individual	09/18/2009
McCrorry, Karen	\$10.00	Individual	10/02/2009
McCrorry, Karen	\$10.00	Individual	10/16/2009
McCrorry, Karen	\$10.00	Individual	10/30/2009
McCrorry, Karen	\$10.00	Individual	11/13/2009
McCrorry, Karen	\$10.00	Individual	11/27/2009
McCrorry, Karen	\$10.00	Individual	12/11/2009
McCrorry, Karen	\$10.00	Individual	12/24/2009

**DISCLAIMER:** The information presented in the 2011 Biennial Report was taken directly from reports of receipts and expenditures filed by the candidates and political committees; afterward formatted into the applicable graphs and charts.

Contributor Name	Amount	Type of Contributor	Date of Receipt
------------------	--------	---------------------	-----------------

**Contributions Less than \$100**

McCrorry, Karen	\$10.00	Individual	01/08/2010
McCrorry, Karen	\$10.00	Individual	01/22/2010
McCrorry, Karen	\$10.00	Individual	02/05/2010
McCrorry, Karen	\$10.00	Individual	02/19/2010
McCrorry, Karen	\$10.00	Individual	03/05/2010
McCrorry, Karen	\$10.00	Individual	03/19/2010
McCrorry, Karen	\$10.00	Individual	04/02/2010
McCrorry, Karen	\$10.00	Individual	04/16/2010
McCrorry, Karen	\$10.00	Individual	05/14/2010
McCrorry, Karen	\$10.00	Individual	05/14/2010
McCrorry, Karen	\$10.00	Individual	05/28/2010
McCrorry, Karen	\$10.00	Individual	05/28/2010
McCrorry, Karen	\$10.00	Individual	06/11/2010
McCrorry, Karen	\$10.00	Individual	06/25/2010
McCrorry, Karen	\$10.00	Individual	07/09/2010
McCrorry, Karen	\$10.00	Individual	07/23/2010
McCrorry, Karen	\$10.00	Individual	08/11/2010
McCrorry, Karen	\$10.00	Individual	08/20/2010
McCrorry, Karen	\$10.00	Individual	08/20/2010
McCrorry, Karen	\$10.00	Individual	09/17/2010
McCrorry, Karen	\$10.00	Individual	09/17/2010
McCrorry, Karen	\$10.00	Individual	10/15/2010
McCrorry, Karen	\$10.00	Individual	10/29/2010
McCrorry, Karen	\$10.00	Individual	11/12/2010
McCrorry, Karen	\$10.00	Individual	11/26/2010
McFadden, Edward	\$25.00	Individual	01/02/2009
McFadden, Edward	\$25.00	Individual	01/16/2009
McFadden, Edward	\$25.00	Individual	02/01/2009
McFadden, Edward	\$25.00	Individual	02/13/2009
McFadden, Edward	\$25.00	Individual	02/27/2009
McFadden, Edward	\$25.00	Individual	03/13/2009
McFadden, Edward	\$25.00	Individual	03/27/2009
McFadden, Edward	\$25.00	Individual	04/10/2009
McFadden, Edward	\$25.00	Individual	04/24/2009

**DISCLAIMER:** The information presented in the 2011 Biennial Report was taken directly from reports of receipts and expenditures filed by the candidates and political committees; afterward formatted into the applicable graphs and charts.



Contributor Name	Amount	Type of Contributor	Date of Receipt
------------------	--------	---------------------	-----------------

**Contributions Less than \$100**

McFadden, Edward	\$25.00	Individual	05/08/2009
McFadden, Edward	\$25.00	Individual	05/22/2009
McFadden, Edward	\$25.00	Individual	06/05/2009
McFadden, Edward	\$25.00	Individual	06/19/2009
McFadden, Edward	\$25.00	Individual	07/03/2009
McFadden, Edward	\$25.00	Individual	07/17/2009
McFadden, Edward	\$25.00	Individual	08/01/2009
McFadden, Edward	\$25.00	Individual	08/07/2009
McFadden, Edward	\$25.00	Individual	08/21/2009
McFadden, Edward	\$25.00	Individual	09/04/2009
McFadden, Edward	\$25.00	Individual	09/18/2009
McFadden, Edward	\$25.00	Individual	10/02/2009
McFadden, Edward	\$25.00	Individual	10/16/2009
McFadden, Edward	\$25.00	Individual	10/30/2009
McFadden, Edward	\$25.00	Individual	11/13/2009
McFadden, Edward	\$25.00	Individual	11/27/2009
McFadden, Edward	\$25.00	Individual	12/11/2009
McFadden, Edward	\$25.00	Individual	12/24/2009
McFadden, Edward	\$25.00	Individual	01/08/2010
McFadden, Edward	\$25.00	Individual	01/22/2010
McFadden, Edward	\$25.00	Individual	02/05/2010
McFadden, Edward	\$25.00	Individual	02/19/2010
McFadden, Edward	\$25.00	Individual	03/05/2010
McFadden, Edward	\$25.00	Individual	04/02/2010
McFadden, Edward	\$25.00	Individual	04/02/2010
McFadden, Edward	\$25.00	Individual	04/02/2010
McFadden, Edward	\$25.00	Individual	05/06/2010
McFadden, Edward	\$25.00	Individual	05/24/2010
McFadden, Edward	\$25.00	Individual	05/26/2010
McFadden, Edward	\$25.00	Individual	06/11/2010
McFadden, Edward	\$25.00	Individual	06/25/2010
McFadden, Edward	\$25.00	Individual	07/09/2010
McFadden, Edward	\$25.00	Individual	07/23/2010
McFadden, Edward	\$25.00	Individual	08/11/2010

**DISCLAIMER:** The information presented in the 2011 Biennial Report was taken directly from reports of receipts and expenditures filed by the candidates and political committees; afterward formatted into the applicable graphs and charts.

Contributor Name	Amount	Type of Contributor	Date of Receipt
------------------	--------	---------------------	-----------------

**Contributions Less than \$100**

McFadden, Edward	\$25.00	Individual	08/11/2010
McFadden, Edward	\$25.00	Individual	08/20/2010
McFadden, Edward	\$25.00	Individual	09/03/2010
McFadden, Edward	\$25.00	Individual	09/03/2010
McFadden, Edward	\$25.00	Individual	09/17/2010
McFadden, Edward	\$25.00	Individual	09/17/2010
McFadden, Edward	\$25.00	Individual	10/15/2010
McFadden, Edward	\$25.00	Individual	10/29/2010
McFadden, Edward	\$25.00	Individual	11/12/2010
McFadden, Edward	\$25.00	Individual	11/26/2010
MCIntosh, Joanna	\$25.00	Individual	01/02/2009
MCIntosh, Joanna	\$25.00	Individual	01/16/2009
McIntosh, Joanna	\$25.00	Individual	02/01/2009
McIntosh, Joanna	\$25.00	Individual	02/13/2009
McIntosh, Joanna	\$25.00	Individual	02/27/2009
MCINTOSH, JOANNA	\$25.00	Individual	03/13/2009
MCINTOSH, JOANNA	\$25.00	Individual	03/27/2009
MCINTOSH, JOANNA	\$25.00	Individual	04/10/2009
MCINTOSH, JOANNA	\$25.00	Individual	04/24/2009
Mcintosh, Joanna	\$25.00	Individual	05/08/2009
Mcintosh, Joanna	\$25.00	Individual	05/22/2009
MCINTOSH, JOANNA	\$25.00	Individual	06/05/2009
MCINTOSH, JOANNA	\$25.00	Individual	06/05/2009
MCINTOSH, JOANNA	\$25.00	Individual	06/19/2009
MCINTOSH, JOANNA	\$25.00	Individual	07/03/2009
Mcintosh, Joanna	\$25.00	Individual	07/17/2009
MCINTOSH, JOANNA	\$25.00	Individual	08/01/2009
MCINTOSH, JOANNA	\$25.00	Individual	08/07/2009
MCINTOSH, JOANNA	\$25.00	Individual	08/21/2009
MCINTOSH, JOANNA	\$25.00	Individual	09/04/2009
MCINTOSH, JOANNA	\$25.00	Individual	09/18/2009
MCINTOSH, JOANNA	\$25.00	Individual	10/02/2009
MCINTOSH, JOANNA	\$25.00	Individual	10/16/2009
MCINTOSH, JOANNA	\$25.00	Individual	10/30/2009

**DISCLAIMER:** The information presented in the 2011 Biennial Report was taken directly from reports of receipts and expenditures filed by the candidates and political committees; afterward formatted into the applicable graphs and charts.

Contributor Name	Amount	Type of Contributor	Date of Receipt
------------------	--------	---------------------	-----------------

**Contributions Less than \$100**

MCINTOSH, JOANNA	\$25.00	Individual	11/13/2009
MCINTOSH, JOANNA	\$25.00	Individual	11/27/2009
MCINTOSH, JOANNA	\$25.00	Individual	12/11/2009
MCINTOSH, JOANNA	\$25.00	Individual	12/24/2009
MCINTOSH, JOANNA	\$25.00	Individual	01/08/2010
MCINTOSH, JOANNA	\$25.00	Individual	01/22/2010
MCINTOSH, JOANNA	\$25.00	Individual	02/05/2010
MCINTOSH, JOANNA	\$25.00	Individual	02/19/2010
MCINTOSH, JOANNA	\$25.00	Individual	03/05/2010
MCINTOSH, JOANNA	\$25.00	Individual	03/19/2010
MCINTOSH, JOANNA	\$25.00	Individual	04/02/2010
MCINTOSH, JOANNA	\$25.00	Individual	04/16/2010
MCINTOSH, JOANNA	\$25.00	Individual	04/30/2010
MCINTOSH, JOANNA	\$25.00	Individual	05/14/2010
MCINTOSH, JOANNA	\$25.00	Individual	05/28/2010
MCINTOSH, JOANNA	\$25.00	Individual	06/11/2010
MCINTOSH, JOANNA	\$25.00	Individual	06/25/2010
MCINTOSH, JOANNA	\$25.00	Individual	07/09/2010
MCINTOSH, JOANNA	\$25.00	Individual	07/23/2010
MCINTOSH, JOANNA	\$25.00	Individual	08/20/2010
McIntosh, Joanna	\$25.00	Individual	09/03/2010
Mcintosh, Joanna	\$25.00	Individual	09/17/2010
MCINTOSH, JOANNA	\$25.00	Individual	10/01/2010
Mcintosh, Joanna	\$25.00	Individual	10/15/2010
Mcintosh, Joanna	\$25.00	Individual	10/29/2010
Mcintosh, Joanna	\$25.00	Individual	11/12/2010
Mcintosh, Joanna	\$25.00	Individual	11/26/2010
McLemon, Kevin	\$25.00	Individual	10/29/2010
MCLernon, Kevin	\$25.00	Individual	01/02/2009
MCLernon, Kevin	\$25.00	Individual	01/16/2009
McLernon, Kevin	\$25.00	Individual	02/01/2009
MCLERNON, KEVIN	\$25.00	Individual	02/13/2009
MCLERNON, KEVIN	\$25.00	Individual	02/27/2009
MCLERNON, KEVIN	\$25.00	Individual	03/13/2009

**DISCLAIMER:** The information presented in the 2011 Biennial Report was taken directly from reports of receipts and expenditures filed by the candidates and political committees; afterward formatted into the applicable graphs and charts.

Contributor Name	Amount	Type of Contributor	Date of Receipt
------------------	--------	---------------------	-----------------

**Contributions Less than \$100**

MCLERNON, KEVIN	\$25.00	Individual	03/27/2009
MCLERNON, KEVIN	\$25.00	Individual	04/10/2009
MCLERNON, KEVIN	\$25.00	Individual	04/10/2009
MCLERNON, KEVIN	\$25.00	Individual	04/24/2009
MCLERNON, KEVIN	\$25.00	Individual	05/08/2009
MCLERNON, KEVIN	\$25.00	Individual	05/22/2009
MCLERNON, KEVIN	\$25.00	Individual	06/05/2009
MCLERNON, KEVIN	\$25.00	Individual	06/05/2009
MCLERNON, KEVIN	\$25.00	Individual	07/03/2009
MCLERNON, KEVIN	\$25.00	Individual	07/17/2009
MCLERNON, KEVIN	\$25.00	Individual	08/01/2009
McLernon, Kevin	\$25.00	Individual	08/07/2009
MCLERNON, KEVIN	\$25.00	Individual	08/21/2009
MCLERNON, KEVIN	\$25.00	Individual	09/04/2009
MCLERNON, KEVIN	\$25.00	Individual	09/18/2009
MCLERNON, KEVIN	\$25.00	Individual	10/02/2009
MCLERNON, KEVIN	\$25.00	Individual	10/16/2009
MCLERNON, KEVIN	\$25.00	Individual	10/30/2009
MCLERNON, KEVIN	\$25.00	Individual	11/13/2009
MCLERNON, KEVIN	\$25.00	Individual	11/27/2009
MCLERNON, KEVIN	\$25.00	Individual	12/11/2009
MCLERNON, KEVIN	\$25.00	Individual	12/24/2009
MCLERNON, KEVIN	\$25.00	Individual	12/24/2009
McLernon, Kevin	\$25.00	Individual	01/22/2010
MCLERNON, KEVIN	\$25.00	Individual	02/05/2010
MCLERNON, KEVIN	\$25.00	Individual	02/19/2010
MCLERNON, KEVIN	\$25.00	Individual	03/05/2010
MCLERNON, KEVIN	\$25.00	Individual	03/19/2010
MCLERNON, KEVIN	\$25.00	Individual	04/02/2010
McLernon, Kevin	\$25.00	Individual	04/02/2010
McLernon, Kevin	\$25.00	Individual	04/02/2010
MCLERNON, KEVIN	\$25.00	Individual	05/14/2010
McLernon, Kevin	\$25.00	Individual	05/14/2010
MCLERNON, KEVIN	\$25.00	Individual	06/11/2010

**DISCLAIMER:** The information presented in the 2011 Biennial Report was taken directly from reports of receipts and expenditures filed by the candidates and political committees; afterward formatted into the applicable graphs and charts.

Contributor Name	Amount	Type of Contributor	Date of Receipt
------------------	--------	---------------------	-----------------

**Contributions Less than \$100**

MCLERNON, KEVIN	\$25.00	Individual	06/25/2010
MCLERNON, KEVIN	\$25.00	Individual	07/09/2010
MCLERNON, KEVIN	\$25.00	Individual	07/23/2010
MCLERNON, KEVIN	\$25.00	Individual	08/11/2010
MCLERNON, KEVIN	\$25.00	Individual	08/20/2010
MCLERNON, KEVIN	\$25.00	Individual	09/03/2010
McLernon, Kevin	\$25.00	Individual	09/17/2010
MCLERNON, KEVIN	\$25.00	Individual	10/01/2010
McLernon, Kevin	\$25.00	Individual	10/15/2010
MCLERNON, KEVIN	\$25.00	Individual	11/12/2010
MCLERNON, KEVIN	\$25.00	Individual	11/26/2010
Mekelburg, Andrew	\$5.00	Individual	01/02/2009
Mekelburg, Andrew	\$5.00	Individual	01/16/2009
Mekelburg, Andrew	\$5.00	Individual	02/01/2009
Mekelburg, Andrew	\$5.00	Individual	02/13/2009
Mekelburg, Andrew	\$5.00	Individual	02/27/2009
Mekelburg, Andrew	\$5.00	Individual	03/13/2009
Mekelburg, Andrew	\$5.00	Individual	03/27/2009
Mekelburg, Andrew	\$5.00	Individual	04/10/2009
Mekelburg, Andrew	\$5.00	Individual	04/24/2009
Mekelburg, Andrew	\$5.00	Individual	05/08/2009
Mekelburg, Andrew	\$5.00	Individual	05/22/2009
Mekelburg, Andrew	\$5.00	Individual	06/05/2009
Mekelburg, Andrew	\$5.00	Individual	06/19/2009
Mekelburg, Andrew	\$5.00	Individual	07/03/2009
Mekelburg, Andrew	\$5.00	Individual	07/03/2009
Mekelburg, Andrew	\$5.00	Individual	07/17/2009
Mekelburg, Andrew	\$5.00	Individual	08/01/2009
Mekelburg, Andrew	\$5.00	Individual	08/07/2009
Mekelburg, Andrew	\$5.00	Individual	08/21/2009
Mekelburg, Andrew	\$5.00	Individual	09/04/2009
Mekelburg, Andrew	\$5.00	Individual	09/18/2009
Mekelburg, Andrew	\$5.00	Individual	10/02/2009
Mekelburg, Andrew	\$5.00	Individual	10/16/2009

**DISCLAIMER:** The information presented in the 2011 Biennial Report was taken directly from reports of receipts and expenditures filed by the candidates and political committees; afterward formatted into the applicable graphs and charts.

Contributor Name	Amount	Type of Contributor	Date of Receipt
------------------	--------	---------------------	-----------------

**Contributions Less than \$100**

Mekelburg, Andrew	\$5.00	Individual	10/30/2009
Mekelburg, Andrew	\$5.00	Individual	11/13/2009
Mekelburg, Andrew	\$5.00	Individual	11/27/2009
Mekelburg, Andrew	\$5.00	Individual	12/11/2009
Mekelburg, Andrew	\$5.00	Individual	12/24/2009
Mekelburg, Andrew	\$5.00	Individual	01/08/2010
Mekelburg, Andrew	\$5.00	Individual	01/08/2010
Mekelburg, Andrew	\$5.00	Individual	01/22/2010
Mekelburg, Andrew	\$5.00	Individual	02/05/2010
Mekelburg, Andrew	\$5.00	Individual	02/19/2010
Mekelburg, Andrew	\$5.00	Individual	03/05/2010
Mekelburg, Andrew	\$5.00	Individual	03/19/2010
Mekelburg, Andrew	\$5.00	Individual	04/02/2010
Mekelburg, Andrew	\$5.00	Individual	04/16/2010
Mekelburg, Andrew	\$5.00	Individual	04/16/2010
Mekelburg, Andrew	\$5.00	Individual	04/30/2010
Mekelburg, Andrew	\$5.00	Individual	05/14/2010
Mekelburg, Andrew	\$5.00	Individual	06/11/2010
Mekelburg, Andrew	\$5.00	Individual	06/25/2010
Mekelburg, Andrew	\$5.00	Individual	07/09/2010
Mekelburg, Andrew	\$5.00	Individual	07/23/2010
Mekelburg, Andrew	\$5.00	Individual	08/11/2010
Mekelburg, Andrew	\$5.00	Individual	08/20/2010
Mekelburg, Andrew	\$5.00	Individual	09/03/2010
Mekelburg, Andrew	\$5.00	Individual	09/17/2010
Mekelburg, Andrew	\$5.00	Individual	10/01/2010
Mekelburg, Andrew	\$5.00	Individual	10/15/2010
Mekelburg, Andrew	\$5.00	Individual	10/29/2010
Mekelburg, Andrew	\$5.00	Individual	11/12/2010
Mekelburg, Andrew	\$5.00	Individual	11/26/2010
Palcic, Catherine	\$5.00	Individual	01/02/2009
Palcic, Catherine	\$5.00	Individual	01/19/2009
Palcic, Catherine	\$5.00	Individual	02/01/2009
Palcic, Catherine	\$5.00	Individual	02/13/2009

**DISCLAIMER:** The information presented in the 2011 Biennial Report was taken directly from reports of receipts and expenditures filed by the candidates and political committees; afterward formatted into the applicable graphs and charts.

Contributor Name	Amount	Type of Contributor	Date of Receipt
------------------	--------	---------------------	-----------------

**Contributions Less than \$100**

Palcic, Catherine	\$5.00	Individual	02/27/2009
Palcic, Catherine	\$5.00	Individual	03/13/2009
Palcic, Catherine	\$5.00	Individual	03/27/2009
Palcic, Catherine	\$5.00	Individual	04/10/2009
Palcic, Catherine	\$5.00	Individual	04/24/2009
Palcic, Catherine	\$5.00	Individual	05/08/2009
Palcic, Catherine	\$5.00	Individual	05/22/2009
Palcic, Catherine	\$5.00	Individual	06/05/2009
Palcic, Catherine	\$5.00	Individual	06/19/2009
Palcic, Catherine	\$5.00	Individual	07/03/2009
Palcic, Catherine	\$5.00	Individual	07/17/2009
Pel, Angela	\$25.00	Individual	07/09/2010
Peluso, Angela	\$25.00	Individual	06/19/2009
Peluso, Angeal	\$25.00	Individual	10/30/2009
Peluso, Angela	\$25.00	Individual	02/27/2009
Peluso, Angela	\$25.00	Individual	03/13/2009
Peluso, Angela	\$25.00	Individual	03/27/2009
Peluso, Angela	\$25.00	Individual	04/10/2009
Peluso, Angela	\$25.00	Individual	04/24/2009
Peluso, Angela	\$25.00	Individual	05/08/2009
Peluso, Angela	\$25.00	Individual	05/22/2009
Peluso, Angela	\$25.00	Individual	06/05/2009
Peluso, Angela	\$25.00	Individual	07/03/2009
Peluso, Angela	\$25.00	Individual	07/17/2009
Peluso, Angela	\$25.00	Individual	08/01/2009
Peluso, Angela	\$25.00	Individual	08/21/2009
Peluso, Angela	\$25.00	Individual	09/04/2009
Peluso, Angela	\$25.00	Individual	09/18/2009
Peluso, Angela	\$25.00	Individual	09/18/2009
Peluso, Angela	\$25.00	Individual	10/02/2009
Peluso, Angela	\$25.00	Individual	10/16/2009
Peluso, Angela	\$25.00	Individual	11/13/2009
Peluso, Angela	\$25.00	Individual	11/27/2009
Peluso, Angela	\$25.00	Individual	12/11/2009

**DISCLAIMER:** The information presented in the 2011 Biennial Report was taken directly from reports of receipts and expenditures filed by the candidates and political committees; afterward formatted into the applicable graphs and charts.

Contributor Name	Amount	Type of Contributor	Date of Receipt
------------------	--------	---------------------	-----------------

**Contributions Less than \$100**

Peluso, Angela	\$25.00	Individual	12/24/2009
Peluso, Angela	\$25.00	Individual	01/08/2010
Peluso, Angela	\$25.00	Individual	01/22/2010
Peluso, Angela	\$25.00	Individual	02/05/2010
Peluso, Angela	\$25.00	Individual	02/19/2010
Peluso, Angela	\$25.00	Individual	03/05/2010
Peluso, Angela	\$25.00	Individual	03/19/2010
Peluso, Angela	\$25.00	Individual	04/02/2010
Peluso, Angela	\$25.00	Individual	04/16/2010
Peluso, Angela	\$25.00	Individual	04/30/2010
Peluso, Angela	\$25.00	Individual	05/14/2010
Peluso, Angela	\$25.00	Individual	05/28/2010
Peluso, Angela	\$25.00	Individual	06/11/2010
Peluso, Angela	\$25.00	Individual	06/25/2010
Peluso, Angela	\$25.00	Individual	07/23/2010
Peluso, Angela	\$25.00	Individual	08/20/2010
Peluso, Angela	\$25.00	Individual	09/17/2010
Peluso, Angela	\$25.00	Individual	10/01/2010
Peluso, Angela	\$25.00	Individual	10/15/2010
Peluso, Angela	\$25.00	Individual	10/29/2010
Peluso, Angela	\$25.00	Individual	11/12/2010
Peluso, Angela	\$25.00	Individual	11/26/2010
Plumb, Lawrence	\$25.00	Individual	01/02/2009
Plumb, Lawrence	\$25.00	Individual	01/16/2009
Plumb, Lawrence	\$25.00	Individual	02/01/2009
Plumb, Lawrence	\$25.00	Individual	02/13/2009
Plumb, Lawrence	\$25.00	Individual	02/27/2009
Plumb, Lawrence	\$25.00	Individual	03/13/2009
Plumb, Lawrence	\$25.00	Individual	03/27/2009
Plumb, Lawrence	\$25.00	Individual	04/24/2009
Plumb, Lawrence	\$25.00	Individual	05/08/2009
Plumb, Lawrence	\$25.00	Individual	05/22/2009
Plumb, Lawrence	\$25.00	Individual	06/05/2009
Plumb, Lawrence	\$25.00	Individual	06/19/2009

**DISCLAIMER:** The information presented in the 2011 Biennial Report was taken directly from reports of receipts and expenditures filed by the candidates and political committees; afterward formatted into the applicable graphs and charts.



Contributor Name	Amount	Type of Contributor	Date of Receipt
------------------	--------	---------------------	-----------------

**Contributions Less than \$100**

Plumb, Lawrence	\$25.00	Individual	07/03/2009
Plumb, Lawrence	\$25.00	Individual	07/17/2009
Plumb, Lawrence	\$25.00	Individual	08/01/2009
Plumb, Lawrence	\$25.00	Individual	08/07/2009
Plumb, Lawrence	\$25.00	Individual	08/21/2009
Plumb, Lawrence	\$25.00	Individual	09/04/2009
Plumb, Lawrence	\$25.00	Individual	09/18/2009
Plumb, Lawrence	\$25.00	Individual	10/02/2009
Plumb, Lawrence	\$25.00	Individual	10/16/2009
Plumb, Lawrence	\$25.00	Individual	10/30/2009
Plumb, Lawrence	\$25.00	Individual	11/13/2009
Plumb, Lawrence	\$25.00	Individual	11/27/2009
Plumb, Lawrence	\$25.00	Individual	12/11/2009
Plumb, Lawrence	\$25.00	Individual	12/24/2009
Plumb, Lawrence	\$25.00	Individual	01/08/2010
Plumb, Lawrence	\$25.00	Individual	01/22/2010
Plumb, Lawrence	\$25.00	Individual	02/05/2010
Plumb, Lawrence	\$25.00	Individual	02/19/2010
Plumb, Lawrence	\$25.00	Individual	03/05/2010
Plumb, Lawrence	\$25.00	Individual	03/19/2010
Plumb, Lawrence	\$25.00	Individual	04/02/2010
Plumb, Lawrence	\$25.00	Individual	04/16/2010
Plumb, Lawrence	\$25.00	Individual	04/30/2010
Plumb, Lawrence	\$25.00	Individual	05/14/2010
Plumb, Lawrence	\$25.00	Individual	05/28/2010
Plumb, Lawrence	\$25.00	Individual	06/11/2010
Plumb, Lawrence	\$25.00	Individual	06/25/2010
Plumb, Lawrence	\$25.00	Individual	07/09/2010
Plumb, Lawrence	\$25.00	Individual	07/23/2010
Plumb, Lawrence	\$25.00	Individual	08/11/2010
Plumb, Lawrence	\$25.00	Individual	08/20/2010
Plumb, Lawrence	\$25.00	Individual	08/20/2010
Plumb, Lawrence	\$25.00	Individual	09/03/2010
Plumb, Lawrence	\$25.00	Individual	10/01/2010

**DISCLAIMER:** The information presented in the 2011 Biennial Report was taken directly from reports of receipts and expenditures filed by the candidates and political committees; afterward formatted into the applicable graphs and charts.

Contributor Name	Amount	Type of Contributor	Date of Receipt
------------------	--------	---------------------	-----------------

**Contributions Less than \$100**

Plumb, Lawrence	\$25.00	Individual	10/15/2010
Plumb, Lawrence	\$25.00	Individual	10/29/2010
Plumb, Lawrence	\$25.00	Individual	11/26/2010
Plumb, Lawrence	\$25.00	Individual	11/26/2010
Pourdastan, Mahasti	\$25.00	Individual	01/02/2009
Randolph, William	\$7.00	Individual	04/10/2009
Randolph, William	\$7.00	Individual	01/02/2009
Randolph, William	\$7.00	Individual	01/16/2009
Randolph, William	\$7.00	Individual	02/01/2009
Randolph, William	\$7.00	Individual	02/13/2009
Randolph, William	\$7.00	Individual	02/27/2009
Randolph, William	\$7.00	Individual	03/13/2009
Randolph, William	\$7.00	Individual	03/27/2009
Randolph, William	\$7.00	Individual	04/24/2009
Randolph, William	\$7.00	Individual	05/08/2009
Randolph, William	\$7.00	Individual	05/22/2009
Randolph, William	\$7.00	Individual	06/05/2009
Randolph, William	\$7.00	Individual	06/19/2009
Randolph, William	\$7.00	Individual	07/03/2009
Randolph, William	\$7.00	Individual	07/17/2009
Randolph, William	\$7.00	Individual	08/01/2009
Randolph, William	\$7.00	Individual	08/07/2009
Randolph, William	\$7.00	Individual	08/21/2009
Randolph, William	\$7.00	Individual	09/04/2009
Randolph, William	\$7.00	Individual	09/18/2009
Randolph, William	\$7.00	Individual	10/02/2009
Randolph, William	\$7.00	Individual	10/16/2009
Randolph, William	\$7.00	Individual	10/30/2009
Randolph, William	\$7.00	Individual	11/13/2009
Randolph, William	\$7.00	Individual	11/27/2009
Rice, Brian	\$25.00	Individual	03/05/2010
Rice, Brian	\$25.00	Individual	03/19/2010
Rice, Brian	\$25.00	Individual	03/19/2010
Rice, Brian	\$25.00	Individual	04/16/2010

**DISCLAIMER:** The information presented in the 2011 Biennial Report was taken directly from reports of receipts and expenditures filed by the candidates and political committees; afterward formatted into the applicable graphs and charts.

Contributor Name	Amount	Type of Contributor	Date of Receipt
------------------	--------	---------------------	-----------------

**Contributions Less than \$100**

Rice, Brian	\$25.00	Individual	04/22/2010
Rice, Brian	\$25.00	Individual	05/14/2010
Rice, Brian	\$25.00	Individual	05/28/2010
Rice, Brian	\$25.00	Individual	06/11/2010
Rice, Brian	\$25.00	Individual	06/25/2010
Rice, Brian	\$25.00	Individual	07/09/2010
Rice, Brian	\$25.00	Individual	07/23/2010
Rice, Brian	\$25.00	Individual	08/11/2010
Rice, Brian	\$25.00	Individual	09/03/2010
Rice, Brian	\$25.00	Individual	09/17/2010
Rice, Brian	\$25.00	Individual	10/01/2010
Rice, Brian	\$25.00	Individual	10/15/2010
Rice, Brian	\$25.00	Individual	10/29/2010
Rice, Brian	\$25.00	Individual	11/12/2010
Rice, Brian	\$25.00	Individual	11/26/2010
Robinette, Shelley	\$10.00	Individual	01/02/2009
Robinette, Shelley	\$10.00	Individual	01/16/2009
Robinette, Shelley	\$10.00	Individual	02/01/2009
Robinette, Shelley	\$10.00	Individual	02/13/2009
Robinette, Shelley	\$10.00	Individual	02/27/2009
Robinette, Shelley	\$10.00	Individual	03/13/2009
Robinette, Shelley	\$10.00	Individual	03/27/2009
Robinette, Shelley	\$10.00	Individual	04/10/2009
Robinette, Shelley	\$10.00	Individual	04/24/2009
Robinette, Shelley	\$10.00	Individual	05/08/2009
Robinette, Shelley	\$10.00	Individual	05/22/2009
Robinette, Shelley	\$10.00	Individual	06/05/2009
Robinette, Shelley	\$10.00	Individual	06/19/2009
Robinette, Shelley	\$10.00	Individual	07/03/2009
Robinette, Shelley	\$10.00	Individual	07/17/2009
Robinette, Shelley	\$10.00	Individual	08/01/2009
Robinette, Shelley	\$10.00	Individual	08/01/2009
Robinette, Shelley	\$10.00	Individual	08/07/2009
Robinette, Shelley	\$10.00	Individual	08/21/2009

**DISCLAIMER:** The information presented in the 2011 Biennial Report was taken directly from reports of receipts and expenditures filed by the candidates and political committees; afterward formatted into the applicable graphs and charts.

Contributor Name	Amount	Type of Contributor	Date of Receipt
------------------	--------	---------------------	-----------------

**Contributions Less than \$100**

Robinette, Shelley	\$10.00	Individual	09/04/2009
Robinette, Shelley	\$10.00	Individual	09/18/2009
Robinette, Shelley	\$10.00	Individual	10/02/2009
Robinette, Shelley	\$10.00	Individual	10/16/2009
Robinette, Shelley	\$10.00	Individual	10/30/2009
Robinette, Shelley	\$10.00	Individual	11/13/2009
Robinette, Shelley	\$10.00	Individual	11/27/2009
Robinette, Shelley	\$10.00	Individual	12/11/2009
Robinette, Shelley	\$10.00	Individual	12/24/2009
Robinette, Shelley	\$10.00	Individual	01/08/2010
Robinette, Shelley	\$10.00	Individual	01/22/2010
Robinette, Shelley	\$10.00	Individual	02/05/2010
Robinette, Shelley	\$10.00	Individual	02/19/2010
Robinette, Shelley	\$10.00	Individual	03/05/2010
Robinette, Shelley	\$10.00	Individual	04/02/2010
Robinette, Shelley	\$10.00	Individual	04/16/2010
Robinette, Shelley	\$10.00	Individual	05/14/2010
Robinette, Shelley	\$10.00	Individual	05/28/2010
Robinette, Shelley	\$10.00	Individual	06/11/2010
Robinette, Shelley	\$10.00	Individual	06/25/2010
Robinette, Shelley	\$10.00	Individual	07/09/2010
Robinette, Shelley	\$10.00	Individual	07/23/2010
Robinette, Shelley	\$10.00	Individual	08/11/2010
Robinette, Shelley	\$10.00	Individual	08/20/2010
Robinette, Shelley	\$10.00	Individual	09/03/2010
Robinette, Shelley	\$10.00	Individual	09/17/2010
Robinette, Shelley	\$10.00	Individual	10/01/2010
Robinette, Shelley	\$10.00	Individual	10/15/2010
Robinette, Shelley	\$10.00	Individual	11/12/2010
Robinette, Shelley	\$10.00	Individual	11/26/2010
Robinette, Shelley	\$10.00	Individual	11/26/2010
Robinette, Shelly	\$10.00	Individual	03/19/2010
Robinette, Shelly	\$10.00	Individual	04/30/2010
Senn, S	\$50.00	Individual	02/01/2009

**DISCLAIMER:** The information presented in the 2011 Biennial Report was taken directly from reports of receipts and expenditures filed by the candidates and political committees; afterward formatted into the applicable graphs and charts.

Contributor Name	Amount	Type of Contributor	Date of Receipt
------------------	--------	---------------------	-----------------

**Contributions Less than \$100**

Senn, W	\$50.00	Individual	02/13/2009
Senn, W	\$50.00	Individual	02/27/2009
Senn, W	\$50.00	Individual	03/13/2009
Senn, W	\$50.00	Individual	03/27/2009
Senn, W	\$50.00	Individual	04/10/2009
Senn, W	\$50.00	Individual	04/24/2009
Senn, W	\$50.00	Individual	08/01/2009
Senn, W	\$50.00	Individual	08/07/2009
Senn, W	\$50.00	Individual	08/21/2009
Senn, W	\$50.00	Individual	09/04/2009
Senn, W	\$50.00	Individual	09/18/2009
Senn, W	\$50.00	Individual	10/02/2009
Senn, W	\$50.00	Individual	10/16/2009
Senn, W	\$50.00	Individual	10/30/2009
Senn, W	\$50.00	Individual	11/13/2009
Senn, W	\$50.00	Individual	12/11/2009
Senn, W	\$50.00	Individual	01/08/2010
Senn, W	\$50.00	Individual	01/22/2010
Senn, W	\$50.00	Individual	01/27/2010
Senn, W	\$50.00	Individual	02/05/2010
Senn, W	\$50.00	Individual	02/19/2010
Senn, W	\$50.00	Individual	03/05/2010
Senn, W	\$50.00	Individual	03/19/2010
Senn, W	\$50.00	Individual	04/02/2010
Senn, W	\$50.00	Individual	04/02/2010
Senn, W	\$50.00	Individual	05/14/2010
Senn, W	\$50.00	Individual	05/14/2010
Senn, W	\$50.00	Individual	05/28/2010
Senn, W	\$50.00	Individual	07/23/2010
Senn, W	\$50.00	Individual	08/20/2010
Senn, W	\$50.00	Individual	09/03/2010
Senn, W	\$50.00	Individual	09/17/2010
Senn, W	\$50.00	Individual	10/01/2010
Senn, W	\$50.00	Individual	11/12/2010

**DISCLAIMER:** The information presented in the 2011 Biennial Report was taken directly from reports of receipts and expenditures filed by the candidates and political committees; afterward formatted into the applicable graphs and charts.

Contributor Name	Amount	Type of Contributor	Date of Receipt
------------------	--------	---------------------	-----------------

**Contributions Less than \$100**

Senn, W	\$50.00	Individual	11/26/2010
Senn, W.	\$50.00	Individual	05/08/2009
Senn, W.	\$50.00	Individual	05/22/2009
Senn, W.	\$50.00	Individual	06/05/2009
Senn, W.	\$50.00	Individual	06/19/2009
Senn, W.	\$50.00	Individual	07/03/2009
Senn, W.	\$50.00	Individual	07/17/2009
Senn, W.	\$50.00	Individual	06/11/2010
Senn, W.	\$50.00	Individual	06/25/2010
Senn, W.	\$50.00	Individual	07/09/2010
Senn, W.	\$50.00	Individual	10/15/2010
Senn, W.	\$50.00	Individual	10/29/2010
Senn, William	\$50.00	Individual	01/02/2009
Senn, William	\$50.00	Individual	01/16/2009
Skoloda, Joey	\$2.50	Individual	01/02/2009
Skoloda, Joey	\$2.50	Individual	01/16/2009
Skoloda, Joey	\$2.50	Individual	02/01/2009
Skoloda, Joey	\$2.50	Individual	02/13/2009
Skoloda, Joey	\$2.50	Individual	02/27/2009
Skoloda, Joey	\$2.50	Individual	03/13/2009
Skoloda, Joey	\$2.50	Individual	03/27/2009
Skoloda, Joey	\$2.50	Individual	04/10/2009
Skoloda, Joey	\$2.50	Individual	04/24/2009
Skoloda, Joey	\$2.50	Individual	05/08/2009
Skoloda, Joey	\$2.50	Individual	05/22/2009
Skoloda, Joey	\$2.50	Individual	06/05/2009
Skoloda, Joey	\$2.50	Individual	06/19/2009
Skoloda, Joey	\$2.50	Individual	07/03/2009
Skoloda, Joey	\$2.50	Individual	07/17/2009
Skoloda, Joey	\$1.24	Individual	08/01/2009
Smith, Handel	\$7.50	Individual	01/02/2009
Smith, Handel	\$7.50	Individual	01/16/2009
Smith, Handel	\$7.50	Individual	02/01/2009
Smith, Handel	\$7.50	Individual	02/27/2009

**DISCLAIMER:** The information presented in the 2011 Biennial Report was taken directly from reports of receipts and expenditures filed by the candidates and political committees; afterward formatted into the applicable graphs and charts.

Contributor Name	Amount	Type of Contributor	Date of Receipt
------------------	--------	---------------------	-----------------

**Contributions Less than \$100**

Smith, Handel	\$7.50	Individual	03/13/2009
Smith, Handel	\$7.50	Individual	03/27/2009
Smith, Handel	\$7.50	Individual	04/10/2009
Smith, Handel	\$7.50	Individual	04/24/2009
Smith, Handel	\$7.50	Individual	05/08/2009
Smith, Handel	\$7.50	Individual	05/22/2009
Smith, Handel	\$7.50	Individual	05/22/2009
Smith, Handel	\$7.50	Individual	06/05/2009
Smith, Handel	\$7.50	Individual	06/19/2009
Smith, Handel	\$7.50	Individual	07/03/2009
Smith, Handel	\$7.50	Individual	07/17/2009
Smith, Handel	\$7.50	Individual	08/01/2009
Smith, Handel	\$7.50	Individual	08/07/2009
Smith, Handel	\$7.50	Individual	08/21/2009
Smith, Handel	\$7.50	Individual	09/04/2009
Smith, Handel	\$7.50	Individual	09/18/2009
Smith, Handel	\$7.50	Individual	10/02/2009
Smith, Handel	\$7.50	Individual	10/16/2009
Smith, Handel	\$7.50	Individual	10/30/2009
Smith, Handel	\$7.50	Individual	11/13/2009
Smith, Handel	\$7.50	Individual	11/27/2009
Smith, Handel	\$7.50	Individual	12/11/2009
Smith, Handel	\$7.50	Individual	12/24/2009
Smith, Handel	\$7.50	Individual	01/08/2010
Smith, Handel	\$7.50	Individual	01/22/2010
Smith, Handel	\$7.50	Individual	02/05/2010
Smith, Handel	\$7.50	Individual	02/19/2010
Smith, Handel	\$7.50	Individual	03/05/2010
Smith, Handel	\$7.50	Individual	03/19/2010
Smith, Handel	\$7.50	Individual	04/02/2010
Smith, Handel	\$7.50	Individual	04/16/2010
Smith, Handel	\$7.50	Individual	04/30/2010
Smith, Handel	\$7.50	Individual	05/14/2010
Smith, Handel	\$7.50	Individual	05/28/2010

**DISCLAIMER:** The information presented in the 2011 Biennial Report was taken directly from reports of receipts and expenditures filed by the candidates and political committees; afterward formatted into the applicable graphs and charts.

Contributor Name	Amount	Type of Contributor	Date of Receipt
------------------	--------	---------------------	-----------------

**Contributions Less than \$100**

Smith, Handel	\$7.50	Individual	06/11/2010
Smith, Handel	\$7.50	Individual	06/25/2010
Smith, Handel	\$7.50	Individual	07/09/2010
Smith, Handel	\$7.50	Individual	07/23/2010
Smith, Handel	\$7.50	Individual	08/20/2010
Smith, Handel	\$7.50	Individual	09/03/2010
Smith, Handel	\$7.50	Individual	09/17/2010
Smith, Handel	\$7.50	Individual	09/17/2010
Smith, Handel	\$7.50	Individual	10/01/2010
Smith, Handel	\$7.50	Individual	10/15/2010
Smith, Handel	\$7.50	Individual	10/29/2010
Smith, Handel	\$7.50	Individual	11/12/2010
Smith, Handel	\$7.50	Individual	11/26/2010
Stevenson, Michael	\$5.00	Individual	01/02/2009
Stevenson, Michael	\$5.00	Individual	01/16/2009
Stevenson, Michael	\$5.00	Individual	02/01/2009
Stevenson, Michael	\$5.00	Individual	02/13/2009
Stevenson, Michael	\$5.00	Individual	02/27/2009
Stevenson, Michael	\$5.00	Individual	03/13/2009
Stevenson, Michael	\$5.00	Individual	03/27/2009
Stevenson, Michael	\$5.00	Individual	04/10/2009
Stevenson, Michael	\$5.00	Individual	04/24/2009
Stevenson, Michael	\$5.00	Individual	05/08/2009
Stevenson, Michael	\$5.00	Individual	05/22/2009
Stevenson, Michael	\$5.00	Individual	06/05/2009
Stevenson, Michael	\$5.00	Individual	06/19/2009
Stevenson, Michael	\$5.00	Individual	07/17/2009
Stevenson, Michael	\$5.00	Individual	08/01/2009
Stevenson, Michael	\$5.00	Individual	08/07/2009
Stevenson, Michael	\$5.00	Individual	08/21/2009
Taylor, Craig	\$25.00	Individual	09/17/2010
Taylor, Craig	\$25.00	Individual	10/01/2010
Turner, James	\$25.00	Individual	04/02/2010
Turner, James	\$25.00	Individual	04/16/2010

**DISCLAIMER:** The information presented in the 2011 Biennial Report was taken directly from reports of receipts and expenditures filed by the candidates and political committees; afterward formatted into the applicable graphs and charts.



Contributor Name	Amount	Type of Contributor	Date of Receipt
------------------	--------	---------------------	-----------------

**Contributions Less than \$100**

Turner, James	\$25.00	Individual	04/16/2010
Turner, James	\$25.00	Individual	05/14/2010
Velez, Mario Acosta-	\$15.00	Individual	08/11/2010
Velez, Mario Acosta-	\$15.00	Individual	08/20/2010
Velez, Mario Acosta-	\$15.00	Individual	09/03/2010

**Subtotal** **\$30,393.00**

**Percentage of Total Contributions** **99.67%**

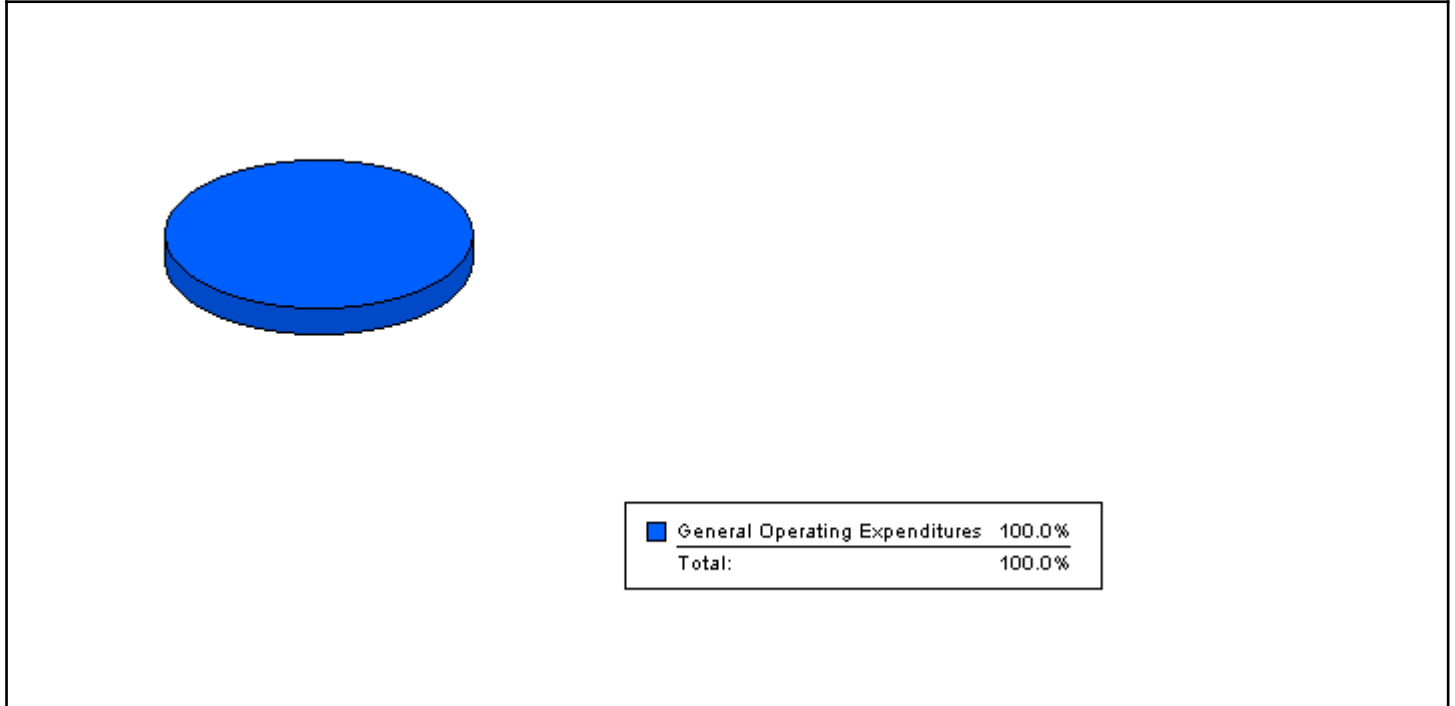
**Total** **\$30,493.00**

**DISCLAIMER:** The information presented in the 2011 Biennial Report was taken directly from reports of receipts and expenditures filed by the candidates and political committees; afterward formatted into the applicable graphs and charts.

# DC OFFICE OF CAMPAIGN FINANCE

## 2011 Biennial Report - Political Action Committees

### Summary of Expenditures by Purpose for Ward 4 Democrats



Note: This Graph depicts the summary of the expenditures by purpose reported by Ward 4 Democrats.

The expenditures are presented in percentage terms by General Operating Expenditures, Transfers to Other Authorized Political Committees, Loan Repayments, Refunds of Contributions, Other Expenditures, and Offsets to Receipts

- General Operating Expenditures may include each expenditure made for Accounting Services, Advertising, Bank Fees, Campaign Events/Fund Raising, Campaign Materials and Supplies, Candidate Loan Re-payment, Catering/Refreshments, Computer Supplies/Equipment, Consulting Services, Equipment Purchases/Rental, In-Kind, Office Maintenance, Office Rental, Office Supplies/Furniture, Other Loan Repayment, Petty Cash, Polling/Mailing Lists, Postage/Shipping/Courier Rates, Printing/Copying, Salary/Stipend, Telephone/Communication, Trash/Poster Removal, Travel/Vehicle Expense, Utility Expense, and other Expenses.
- Transfers to other Authorized Political Committees.
- Loan Repayments.
- Refunds of Contributions may include each contribution Refund to Individuals, Organizations, Political Party Committees, and other Political Committees (PACs).
- Other Expenditures may include all expenditures other than the afore-mentioned, which may include Independent Expenditures made by persons expressly advocating the election or defeat of a clearly identified candidate, which are made without cooperation or consultation with any candidate and/or authorized committee and/or agent of the candidate; Donations to Charities, Churches, Political Committees, Scholarship and Statehood Funds; Payments to the Internal Revenue Service and for Fines; and Tickets to Events.
- Offsets to Receipts may include Refunds, Rebates, Returned Checks, Non-Sufficient Fund Fees, and other Offsets to Operating Expenditures.

**DISCLAIMER:** The information presented in the 2011 Biennial Report was taken directly from reports of receipts and expenditures filed by the candidates and political committees; afterward formatted into the applicable graphs and charts.

**Summary of Expenditures by Purpose for  
Ward 4 Democrats**

<b>Purpose</b>	<b>Total Expenditure</b>
General Operating Expenditures	\$31,651.82
<b>Grand Total</b>	<b>\$31,651.82</b>

**DISCLAIMER:** The information presented in the 2011 Biennial Report was taken directly from reports of receipts and expenditures filed by the candidates and political committees; afterward formatted into the applicable graphs and charts.

## General Operating Expenditures

<b>Purpose</b>	<b>Total Expenditures</b>
Bank Fees	<b>\$14.00</b>
Catering/Refreshments	<b>\$6,024.15</b>
Computer Expenses	<b>\$113.13</b>
Consultant/Salary/Stipend	<b>\$4,184.92</b>
Equipment Purchases	<b>\$250.00</b>
Fund-raiser	<b>\$225.00</b>
Loan Repayment	<b>\$1,186.52</b>
Postage	<b>\$1,281.77</b>
Printing	<b>\$6,951.78</b>
Rental	<b>\$11,088.00</b>
Supplies	<b>\$332.55</b>
<b>Total</b>	<b>\$31,651.82</b>

**DISCLAIMER:** The information presented in the 2011 Biennial Report was taken directly from reports of receipts and expenditures filed by the candidates and political committees; afterward formatted into the applicable graphs and charts.

**Detailed Summary of Expenditures by Purpose for  
Ward 4 Democrats  
General Operating Expenditures**

<b>Purpose</b>	<b>Payee</b>	<b>Amount Spent</b>
Bank Fees	Suntrust Bank	<b>\$14.00</b>
	<b>Total</b>	<b>\$14.00</b>
Catering/Refreshments	Anthony, Shonel	<b>\$74.89</b>
	Drifting Nomad	<b>\$48.00</b>
	Giant Food Inc	<b>\$453.43</b>
	Giant Food Inc.	<b>\$453.43</b>
	Giant Foods	<b>\$109.74</b>
	Morris Millers Liquors	<b>\$320.20</b>
	Royster, Deborah	<b>\$2,971.46</b>
	Upper Crust Cuisine	<b>\$1,593.00</b>
	<b>Total</b>	<b>\$6,024.15</b>
Computer Expenses	Pair Networks, Inc	<b>\$113.13</b>
	<b>Total</b>	<b>\$113.13</b>
Consultant/Salary/Stipend	DC Public Access Corporation	<b>\$1,000.00</b>
	DJ Services	<b>\$1,600.00</b>
	Giant Food	<b>\$444.92</b>
	Goddard, Cherron	<b>\$400.00</b>
	Jaggers, Todd	<b>\$500.00</b>
	Jones, Walter	<b>\$140.00</b>
	McDougall, Patricia	<b>\$100.00</b>
	<b>Total</b>	<b>\$4,184.92</b>
Equipment Purchases	Turner, Lewis	<b>\$250.00</b>
	<b>Total</b>	<b>\$250.00</b>
Fund-raiser	Ward 7 Democrats	<b>\$225.00</b>
	<b>Total</b>	<b>\$225.00</b>
Loan Repayment	Bishop, Ferial	<b>\$327.60</b>
	Royster, Deborah	<b>\$858.92</b>

**DISCLAIMER:** The information presented in the 2011 Biennial Report was taken directly from reports of receipts and expenditures filed by the candidates and political committees; afterward formatted into the applicable graphs and charts.

Loan Repayment	<b>Total</b>	<b>\$1,186.52</b>
Postage	FedEx Office	\$388.00
	Royster, Deborah	\$563.77
	United States Postal Service	\$162.00
	US Postal Service	\$168.00
	<b>Total</b>	<b>\$1,281.77</b>
Printing	Community Printing Service, LLC	\$916.90
	FedEx Kinkos	\$1,117.56
	FedEx Office	\$2,043.55
	Quality Printers	\$2,742.75
	Royster, Deborah	\$131.02
	<b>Total</b>	<b>\$6,951.78</b>
Rental	Lowell School	\$500.00
	Royster, Deborah	\$2,000.00
	St. George Ballroom & Banquet Center	\$300.00
	St. George's Ballroom & Conference Center	\$8,288.00
	<b>Total</b>	<b>\$11,088.00</b>
Supplies	Royster, Deborah	\$332.55
	<b>Total</b>	<b>\$332.55</b>
<b>Grand Total</b>		<b>\$31,651.82</b>

**DISCLAIMER:** The information presented in the 2011 Biennial Report was taken directly from reports of receipts and expenditures filed by the candidates and political committees; afterward formatted into the applicable graphs and charts.

**GENERAL OPERATING EXPENDITURES**

Ward 4 Democrats		Detailed Expenditures by Purpose	
Payee Name	Amount of Expenditure	Date of Expenditure	
<b>Bank Fees</b>			
Suntrust Bank	\$14.00	07/21/2010	
<b>Catering/Refreshments</b>			
Anthony, Shonel	\$74.89	02/04/2009	
Drifting Nomad	\$48.00	01/20/2009	
Giant Food Inc	\$453.43	08/30/2010	
Giant Food Inc.	\$453.43	08/30/2010	
Giant Foods	\$109.74	01/07/2009	
Morris Millers Liquors	\$160.10	08/30/2010	
Morris Millers Liquors	\$160.10	08/30/2010	
Royster, Deborah	\$208.78	01/19/2009	
Royster, Deborah	\$433.42	02/04/2009	
Royster, Deborah	\$605.72	12/11/2009	
Royster, Deborah	\$1,723.54	09/24/2010	
Upper Crust Cuisine	\$1,093.00	01/16/2009	
Upper Crust Cuisine	\$500.00	01/19/2009	
<b>Computer Expenses</b>			
Pair Networks, Inc	\$113.13	06/22/2009	
<b>Consultant/Salary/Stipend</b>			
DC Public Access Corporation	\$1,000.00	09/27/2010	
DJ Services	\$800.00	08/30/2010	
DJ Services	\$800.00	08/30/2010	
Giant Food	\$444.92	05/04/2010	
Goddard, Cherron	\$400.00	06/04/2010	
Jaggers, Todd	\$500.00	06/11/2010	
Jones, Walter	\$140.00	01/19/2009	
McDougall, Patricia	\$100.00	06/04/2010	
<b>Equipment Purchases</b>			
Turner, Lewis	\$250.00	10/08/2010	
<b>Fund-raiser</b>			
Ward 7 Democrats	\$225.00	04/23/2010	

**DISCLAIMER:** The information presented in the 2011 Biennial Report was taken directly from reports of receipts and expenditures filed by the candidates and political committees; afterward formatted into the applicable graphs and charts.

**GENERAL OPERATING EXPENDITURES**

Ward 4 Democrats		Detailed Expenditures by Purpose	
Payee Name	Amount of Expenditure	Date of Expenditure	
<b>Loan Repayment</b>			
Bishop, Ferial	\$327.60	08/05/2010	
Royster, Deborah	\$858.92	05/26/2010	
<b>Postage</b>			
FedEx Office	\$388.00	10/08/2010	
Royster, Deborah	\$255.77	07/21/2009	
Royster, Deborah	\$308.00	06/17/2009	
United States Posal Service	\$162.00	02/25/2009	
US Postal Service	\$168.00	08/28/2009	
<b>Printing</b>			
Community Printing Service, LLC	\$916.90	06/03/2010	
FedEx Kinkos	\$218.15	08/31/2009	
FedEx Kinkos	\$200.00	04/28/2010	
FedEx Kinkos	\$202.46	11/04/2009	
FedEx Kinkos	\$158.75	10/09/2009	
FedEx Kinkos	\$332.12	04/26/2010	
FedEx Kinkos	\$6.08	06/04/2010	
FedEx Office	\$17.27	08/06/2010	
FedEx Office	\$386.86	08/25/2010	
FedEx Office	\$320.43	08/06/2010	
FedEx Office	\$317.23	07/09/2010	
FedEx Office	\$386.86	08/25/2010	
FedEx Office	\$307.45	10/14/2010	
FedEx Office	\$307.45	10/14/2010	
Quality Printers	\$1,592.75	06/07/2010	
Quality Printers	\$1,150.00	06/07/2010	
Royster, Deborah	\$65.51	10/18/2010	
Royster, Deborah	\$65.51	10/18/2010	
<b>Rental</b>			
Lowell School	\$500.00	01/19/2009	
Royster, Deborah	\$1,000.00	12/18/2009	
Royster, Deborah	\$1,000.00	12/14/2009	

**DISCLAIMER:** The information presented in the 2011 Biennial Report was taken directly from reports of receipts and expenditures filed by the candidates and political committees; afterward formatted into the applicable graphs and charts.




**GENERAL OPERATING EXPENDITURES**

Ward 4 Democrats		Detailed Expenditures by Purpose	
Payee Name	Amount of Expenditure	Date of Expenditure	
St. George Ballroom & Banquet Center	\$300.00	12/07/2009	
St. George's Ballroom & Conference Center	\$4,810.00	06/16/2010	
St. George's Ballroom & Conference Center	\$478.00	07/01/2010	
St. George's Ballroom & Conference Center	\$3,000.00	06/17/2010	
<b>Supplies</b>			
Royster, Deborah	\$200.00	12/14/2009	
Royster, Deborah	\$132.55	09/24/2010	
	<b>Subtotal</b>	<b>\$31,651.82</b>	
	<b>Percentage of Total Expenditures</b>	<b>100.00%</b>	
	<b>Total</b>	<b>\$31,651.82</b>	

**DISCLAIMER:** The information presented in the 2011 Biennial Report was taken directly from reports of receipts and expenditures filed by the candidates and political committees; afterward formatted into the applicable graphs and charts.

**DC OFFICE OF CAMPAIGN FINANCE**  
**2011 Biennial Report - Political Action Committees**

**Summary of Contributions by Donor Type for  
Ward 4 Democrats**



Note: This Graph depicts the summary of the contributions by donor categories reported by the Ward 4 Democrats Principal Campaign Committee

The contributions are presented in percentage terms by donor categories, and may include each contribution received from Businesses, Corporations, Corporate Sponsored Political Action Committees, Individuals, Labor Sponsored Political Action Committees, Political Party Committees, Partnerships, and the Candidate. The summary may also note Other Receipts reported, such as Dividends, Interest, Refunds, and Rebates.

**DISCLAIMER:** The information presented in the 2011 Biennial Report was taken directly from reports of receipts and expenditures filed by the candidates and political committees; afterward formatted into the applicable graphs and charts.

## Summary of Contributions by Donor Type for Ward 4 Democrats

Donor Type	Received
	\$1,400.00
Civic Association	\$150.00
Constituent Services Fund	\$800.00
Corporation	\$500.00
Council At-Large Campaign	\$1,600.00
Council Campaign	\$700.00
Council Chair Campaign	\$835.00
Donation	\$50.00
Donations/Contributions	\$1,050.00
Individual	\$13,065.00
Law Firm	\$500.00
Mayoral Campaign	\$1,600.00
Membership & Attendees Donations	\$242.58
Membership & Sponsorship Donations	\$1,400.00
Membership Donation	\$150.00
Membership Donation/Collection	\$225.00
Membership Donations	\$200.00
Membership Donations/Collection	\$370.00
Membership Donations/Contributions	\$1,462.00
Membership Organization	\$450.00
Membership/Attendees Donations	\$242.58
Membership/Sponsorship Donations	\$350.00
Memberships/Sponsors	\$350.00
Retirement Group	\$450.00
Sorority	\$45.00
Sponsorship/Donation	\$2,000.00
Verizon Political Action Committee	\$450.00
Ward 7 Democrats	\$450.00
<b>Grand Total</b>	<b>\$31,087.16</b>

**DISCLAIMER:** The information presented in the 2011 Biennial Report was taken directly from reports of receipts and expenditures filed by the candidates and political committees; afterward formatted into the applicable graphs and charts.

## Detailed Summary of Contributions by Donor Type for Ward 4 Democrats

<b>Donor Type</b>	<b>Name</b>	<b>Received</b>
	Ward 4 Democrats Membership	<b>\$1,400.00</b>
	<b>Total</b>	<b>\$1,400.00</b>
Civic Association	Civic League of North Portal Estates	<b>\$150.00</b>
	<b>Total</b>	<b>\$150.00</b>
Constituent Services Fund	Muriel Bowser's Ward 4 Cares Constituent Fun	<b>\$800.00</b>
	<b>Total</b>	<b>\$800.00</b>
Corporation	Verizon Washington, DC	<b>\$500.00</b>
	<b>Total</b>	<b>\$500.00</b>
Council At-Large Campaign	Catania 2010	<b>\$1,000.00</b>
	Clark Ray for Council 2010	<b>\$600.00</b>
	<b>Total</b>	<b>\$1,600.00</b>
Council Campaign	Committee to Elect Kelvin Robinson	<b>\$700.00</b>
	<b>Total</b>	<b>\$700.00</b>
Council Chair Campaign	Kwame for Chair	<b>\$835.00</b>
	<b>Total</b>	<b>\$835.00</b>
Donation	American Management Corporation	<b>\$50.00</b>
	<b>Total</b>	<b>\$50.00</b>
Donations/Contributions	Ward 4 Democrats	<b>\$1,050.00</b>
	<b>Total</b>	<b>\$1,050.00</b>
Individual	Akins, Lamont	<b>\$45.00</b>
	Alfonso, Kimberly	<b>\$250.00</b>
	Ali, Virginia	<b>\$45.00</b>
	Allen, Hattie	<b>\$45.00</b>
	Arguelles, Jacqueline	<b>\$25.00</b>
	Austin, BW	<b>\$50.00</b>
	Baird, Robert	<b>\$45.00</b>
	Bardley, Rosella	<b>\$90.00</b>
	Bennett, Leonard	<b>\$50.00</b>
	Biddle, Sekou	<b>\$50.00</b>

**DISCLAIMER:** The information presented in the 2011 Biennial Report was taken directly from reports of receipts and expenditures filed by the candidates and political committees; afterward formatted into the applicable graphs and charts.

Individual	Bishop, Ferial	<b>\$365.00</b>
	Black, Gale	<b>\$50.00</b>
	Bogges, Dorothy	<b>\$45.00</b>
	Bowser, Muriel	<b>\$200.00</b>
	Boyd, Thomas	<b>\$140.00</b>
	Briscoe, Jeanne	<b>\$95.00</b>
	Brown, Michael	<b>\$50.00</b>
	Brown, Regina	<b>\$25.00</b>
	Carroll, James	<b>\$45.00</b>
	Catoe, Bette	<b>\$45.00</b>
	Coleman, David & Hollye	<b>\$90.00</b>
	Cotton, Walletha	<b>\$90.00</b>
	Cox, Courtland	<b>\$45.00</b>
	Cundiff, Cassie	<b>\$135.00</b>
	Delorme, Margaret	<b>\$50.00</b>
	Dent, Jeanne	<b>\$45.00</b>
	Dorsey, Joy	<b>\$25.00</b>
	Drakeford, Blanche	<b>\$25.00</b>
	Ellis, Donna	<b>\$85.00</b>
	Ervin, Evon	<b>\$115.00</b>
	Ervin, Inga	<b>\$45.00</b>
	Erwin, Evon	<b>\$25.00</b>
	Erwin, Inga	<b>\$25.00</b>
	Fauntleroy Bouman, Phylcia	<b>\$50.00</b>
	Ford Johnson, Sandra	<b>\$45.00</b>
	Gaddis, Juan	<b>\$25.00</b>
	Gaither, Charles	<b>\$300.00</b>
	Gardner, Ann Ruth	<b>\$100.00</b>
	Gentry, Mary	<b>\$90.00</b>
	Gibbs, Pamela	<b>\$45.00</b>
Goings, Terry	<b>\$225.00</b>	
Gorman, Stephen	<b>\$45.00</b>	

**DISCLAIMER:** The information presented in the 2011 Biennial Report was taken directly from reports of receipts and expenditures filed by the candidates and political committees; afterward formatted into the applicable graphs and charts.

Individual	Gourdine, Sandra	\$45.00
	Grandy, H. Clifton	\$50.00
	Griffin, Karen	\$50.00
	Grooms, Ellen	\$50.00
	Hagans, Michelle	\$250.00
	Hall, Gerri Mason	\$500.00
	Hammond, Phillip	\$135.00
	Hammond, Sybil	\$45.00
	Holmes Stroman, Rosalie	\$45.00
	Hunton, Jean	\$45.00
	Jackson Peoples, Maria	\$190.00
	Johnson, Elaine	\$25.00
	Johnson, Eric	\$90.00
	Johnson, Ernestine	\$45.00
	Johnson, Tiffani	\$135.00
	Jordan, Joan	\$90.00
	Joseph, Judy	\$125.00
	Kazemi, Chief B. Three Feathers	\$45.00
	Keene, Floyd	\$90.00
	Kelly, Marion	\$45.00
	Kelly, Mary	\$90.00
	Kelly, Norma	\$45.00
	Koskinen, John	\$50.00
	Koskinen, Patricia	\$90.00
	Lee, Erma	\$45.00
	Lee, Ethel Delaney	\$75.00
	Lee, Neilda	\$1,130.00
	Levy, Ellen	\$50.00
	Lightfoot, William	\$250.00
	Lightfoot, William & Cynthiana	\$200.00
Lloyd, Estell	\$25.00	
Lovick, Emma	\$45.00	

**DISCLAIMER:** The information presented in the 2011 Biennial Report was taken directly from reports of receipts and expenditures filed by the candidates and political committees; afterward formatted into the applicable graphs and charts.

Individual	Lucy, William	\$45.00
	Lyons, Elizabeth	\$90.00
	Lyons, Willa	\$45.00
	Malson, Robert	\$100.00
	Marshall, Shelia	\$45.00
	Mayes, Stanley	\$45.00
	McKoin, C.L.	\$45.00
	Melodee-Jackson, Zanneya	\$45.00
	Mitchell, Jacqueline	\$50.00
	Moore, Selerya	\$145.00
	Morris, Phyllis	\$90.00
	Morton Grurdine, Ruby	\$45.00
	Murray, Andrea	\$50.00
	Neumann, Loretta	\$140.00
	Paige, Jerome	\$415.00
	Payne, Roselyn	\$200.00
	Plotkin, Mark	\$45.00
	Ponds, Jo	\$25.00
	Porter, Blanchita	\$45.00
	Powell, Lee Eta	\$90.00
	Reynolds, Samuel	\$90.00
	Robinson, Arlene	\$25.00
	Robinson, Sharon	\$25.00
	Royster JR, Charles	\$250.00
	Royster, Deborah	\$150.00
	Shunk, William	\$25.00
	Shunk, William	\$90.00
	Simmons, Barbara Lett	\$75.00
	Simmons, Mary	\$45.00
	Sims, Nathaniel	\$45.00
Sloan, Elvin	\$45.00	
Smalls, Betty	\$45.00	

**DISCLAIMER:** The information presented in the 2011 Biennial Report was taken directly from reports of receipts and expenditures filed by the candidates and political committees; afterward formatted into the applicable graphs and charts.

Individual	Smith, Dan	\$50.00
	Smith, S.R.	\$45.00
	Smith, Veronica	\$50.00
	Speed, Lillie	\$45.00
	Tate, Constance Pegram	\$25.00
	Taylor, Mattie	\$100.00
	Terry, Carlton	\$25.00
	Thomas, Harold	\$90.00
	Thomas, Romaine	\$45.00
	Todd, Brandon	\$25.00
	Wallace, Mark	\$1,000.00
	Watts, W. David	\$100.00
	Wheeler, Faith	\$280.00
	White, Louise	\$45.00
	Wicker, Geralyn	\$90.00
	Williams, Jeanette	\$50.00
	Wilson, Dwight	\$90.00
	Wilson, Norma	\$45.00
	Winter, Nadine	\$45.00
	Witcher, Sabra	\$50.00
Wolfe, Abebi	\$50.00	
Wood, Garnett	\$90.00	
Woodson, Roderic	\$250.00	
	<b>Total</b>	<b>\$13,065.00</b>
Law Firm	Reed Smith LLP	\$500.00
		<b>Total</b>
Mayoral Campaign	Fenty 2010	\$800.00
	Gray for Mayor	\$800.00
		<b>Total</b>
Membership & Attendees Donations	Ward 4 Democrats	\$242.58
		<b>Total</b>
Membership & Sponsorship Donations	Ward 4 Democrats	\$1,400.00

**DISCLAIMER:** The information presented in the 2011 Biennial Report was taken directly from reports of receipts and expenditures filed by the candidates and political committees; afterward formatted into the applicable graphs and charts.



Membership & Sponsorship Donations		<b>Total</b>	<b>\$1,400.00</b>
Membership Donation	Ward 4 Democrats Membership		<b>\$150.00</b>
		<b>Total</b>	<b>\$150.00</b>
Membership Donation/Collection	Ward 4 Democrats		<b>\$225.00</b>
		<b>Total</b>	<b>\$225.00</b>
Membership Donations	Ward 4 Democrats		<b>\$100.00</b>
	Ward 4 Democrats Membership		<b>\$100.00</b>
		<b>Total</b>	<b>\$200.00</b>
Membership Donations/Collection	Ward 4 Democrats		<b>\$370.00</b>
		<b>Total</b>	<b>\$370.00</b>
Membership Donations/Contributions	Ward 4 Democrats		<b>\$1,462.00</b>
		<b>Total</b>	<b>\$1,462.00</b>
Membership Organization	DC Hospital Association		<b>\$450.00</b>
		<b>Total</b>	<b>\$450.00</b>
Membership/Attendees Donations	Ward 4 Democrats		<b>\$242.58</b>
		<b>Total</b>	<b>\$242.58</b>
Membership/Sponsorship Donations	Ward 4 Democrats		<b>\$350.00</b>
		<b>Total</b>	<b>\$350.00</b>
Memberships/Sponsors	Ward 4 Democrats Membership		<b>\$350.00</b>
		<b>Total</b>	<b>\$350.00</b>
Retirement Group	Washington Teachers Union Retirees		<b>\$450.00</b>
		<b>Total</b>	<b>\$450.00</b>
Sorority	Delta Sigma Theta WDC Alumnae Chapter		<b>\$45.00</b>
		<b>Total</b>	<b>\$45.00</b>
Sponsorship/Donation	Sarks Investment Group		<b>\$2,000.00</b>
		<b>Total</b>	<b>\$2,000.00</b>
Verizon Political Action Committee	Verizon Communications Inc WDC PAC		<b>\$450.00</b>
		<b>Total</b>	<b>\$450.00</b>
Ward 7 Democrats	Ward 7 Democrats		<b>\$450.00</b>
		<b>Total</b>	<b>\$450.00</b>
<b>Grand Total</b>			<b>\$31,087.16</b>

**DISCLAIMER:** The information presented in the 2011 Biennial Report was taken directly from reports of receipts and expenditures filed by the candidates and political committees; afterward formatted into the applicable graphs and charts.

Ward 4 Democrats		Detailed Contributions by Donor Type	
Contributor Name	Amount	Date of Receipt	
Ward 4 Democrats Membership	\$1,400.00	08/18/2010	
<b>Subtotal</b>		<b>\$1,400.00</b>	
<b>Percentage of Total Contributions</b>		<b>4.50%</b>	

Ward 4 Democrats		Detailed Contributions by Donor Type	
Contributor Name	Amount	Date of Receipt	
<b>Civic Association</b>			
Civic League of North Portal Estates	\$150.00	06/03/2010	
<b>Subtotal</b>		<b>\$150.00</b>	
<b>Percentage of Total Contributions</b>		<b>0.48%</b>	

Ward 4 Democrats		Detailed Contributions by Donor Type	
Contributor Name	Amount	Date of Receipt	
<b>Constituent Services Fund</b>			
Muriel Bowser's Ward 4 Cares Constituent Fund	\$800.00	05/21/2010	
<b>Subtotal</b>		<b>\$800.00</b>	
<b>Percentage of Total Contributions</b>		<b>2.57%</b>	

Ward 4 Democrats		Detailed Contributions by Donor Type	
Contributor Name	Amount	Date of Receipt	
<b>Corporation</b>			
Verizon Washington, DC	\$500.00	12/09/2009	
<b>Subtotal</b>		<b>\$500.00</b>	
<b>Percentage of Total Contributions</b>		<b>1.61%</b>	

Ward 4 Democrats		Detailed Contributions by Donor Type	
Contributor Name	Amount	Date of Receipt	
<b>Council At-Large Campaign</b>			
Catania 2010	\$1,000.00	05/19/2010	
Clark Ray for Council 2010	\$600.00	05/24/2010	
<b>Subtotal</b>		<b>\$1,600.00</b>	
<b>Percentage of Total Contributions</b>		<b>5.15%</b>	

**DISCLAIMER:** The information presented in the 2011 Biennial Report was taken directly from reports of receipts and expenditures filed by the candidates and political committees; afterward formatted into the applicable graphs and charts.

Ward 4 Democrats		Detailed Contributions by Donor Type	
Contributor Name	Amount	Date of Receipt	
<b>Council Campaign</b>			
Committee to Elect Kelvin Robinson	\$700.00	06/14/2010	
	<b>Subtotal</b>	<b>\$700.00</b>	
	<b>Percentage of Total Contributions</b>	<b>2.25%</b>	

Ward 4 Democrats		Detailed Contributions by Donor Type	
Contributor Name	Amount	Date of Receipt	
<b>Council Chair Campaign</b>			
Kwame for Chair	\$450.00	05/14/2010	
Kwame for Chair	\$250.00	05/19/2010	
Kwame for Chair	\$135.00	06/04/2010	
	<b>Subtotal</b>	<b>\$835.00</b>	
	<b>Percentage of Total Contributions</b>	<b>2.69%</b>	

Ward 4 Democrats		Detailed Contributions by Donor Type	
Contributor Name	Amount	Date of Receipt	
<b>Donation</b>			
American Management Corporation	\$50.00	09/21/2010	
	<b>Subtotal</b>	<b>\$50.00</b>	
	<b>Percentage of Total Contributions</b>	<b>0.16%</b>	

Ward 4 Democrats		Detailed Contributions by Donor Type	
Contributor Name	Amount	Date of Receipt	
<b>Donations/Contributions</b>			
Ward 4 Democrats	\$600.00	06/23/2010	
Ward 4 Democrats	\$450.00	08/05/2010	
	<b>Subtotal</b>	<b>\$1,050.00</b>	
	<b>Percentage of Total Contributions</b>	<b>3.38%</b>	

**DISCLAIMER:** The information presented in the 2011 Biennial Report was taken directly from reports of receipts and expenditures filed by the candidates and political committees; afterward formatted into the applicable graphs and charts.

Contributor Name	Amount	Date of Receipt
<b>Individual</b>		
Akins, Lamont	\$45.00	06/03/2010
Alfonso, Kimberly	\$250.00	01/16/2009
Ali, Virginia	\$45.00	06/03/2010
Allen, Hattie	\$45.00	06/03/2010
Arguelles, Jacqueline	\$25.00	12/09/2009
Austin, BW	\$50.00	12/12/2009
Baird, Robert	\$45.00	05/23/2010
Bardley, Rosella	\$90.00	05/14/2010
Bennett, Leonard	\$50.00	12/12/2009
Biddle, Sekou	\$50.00	09/21/2010
Bishop, Ferial	\$150.00	12/12/2009
Bishop, Ferial	\$165.00	05/14/2010
Bishop, Ferial	\$50.00	09/21/2010
Black, Gale	\$50.00	12/12/2009
Bogges, Dorothy	\$45.00	05/16/2010
Bowser, Muriel	\$100.00	12/12/2009
Bowser, Muriel	\$100.00	09/21/2010
Boyd, Thomas	\$50.00	12/09/2009
Boyd, Thomas	\$90.00	04/22/2010
Briscoe, Jeanne	\$50.00	12/09/2009
Briscoe, Jeanne	\$45.00	05/17/2010
Brown, Michael	\$50.00	12/12/2009
Brown, Regina	\$25.00	09/21/2010
Carroll, James	\$45.00	06/03/2010
Catoe, Bette	\$45.00	06/09/2010
Coleman, David & Hollye	\$90.00	06/03/2010
Cotton, Walletha	\$90.00	05/25/2010
Cox, Courtland	\$45.00	06/04/2010
Cundiff, Cassie	\$135.00	06/04/2010
Delorme, Margaret	\$50.00	12/12/2009
Dent, Jeanne	\$45.00	05/16/2010
Dorsey, Joy	\$25.00	09/21/2010
Drakeford, Blanche	\$25.00	12/09/2009
Ellis, Donna	\$50.00	12/12/2009
Ellis, Donna	\$35.00	05/14/2010
Ervin, Evon	\$90.00	05/18/2010

**DISCLAIMER:** The information presented in the 2011 Biennial Report was taken directly from reports of receipts and expenditures filed by the candidates and political committees; afterward formatted into the applicable graphs and charts.

Contributor Name	Amount	Date of Receipt
<b>Individual</b>		
Ervin, Evon	\$25.00	09/21/2010
Ervin, Inga	\$45.00	06/03/2010
Erwin, Evon	\$25.00	12/12/2009
Erwin, Inga	\$25.00	12/12/2009
Fauntleroy Bouman, Phylcia	\$50.00	06/03/2010
Ford Johnson, Sandra	\$45.00	06/04/2010
Gaddis, Juan	\$25.00	12/12/2009
Gaither, Charles	\$100.00	01/16/2009
Gaither, Charles	\$200.00	04/28/2010
Gardner, Ann Ruth	\$100.00	12/12/2009
Gentry, Mary	\$90.00	06/04/2010
Gibbs, Pamela	\$45.00	05/16/2010
Goings, Terry	\$100.00	01/20/2009
Goings, Terry	\$125.00	12/12/2009
Gorman, Stephen	\$45.00	05/07/2010
Gourdine, Sandra	\$45.00	06/03/2010
Grandy, H. Clifton	\$50.00	12/12/2009
Griffin, Karen	\$50.00	12/12/2009
Grooms, Ellen	\$50.00	06/03/2010
Hagans, Michelle	\$250.00	09/21/2010
Hall, Gerri Mason	\$500.00	09/21/2010
Hammond, Phillip	\$135.00	06/04/2010
Hammond, Sybil	\$45.00	06/04/2010
Holmes Stroman, Rosalie	\$45.00	06/03/2010
Hunton, Jean	\$45.00	06/09/2010
Jackson Peoples, Maria	\$90.00	05/17/2010
Jackson Peoples, Maria	\$100.00	09/21/2010
Johnson, Elaine	\$25.00	12/12/2009
Johnson, Eric	\$90.00	06/09/2010
Johnson, Ernestine	\$45.00	06/03/2010
Johnson, Tiffani	\$135.00	06/03/2010
Jordan, Joan	\$90.00	06/03/2010
Joseph, Judy	\$125.00	12/12/2009
Kazemi, Chief B. Three Feathers	\$45.00	06/04/2010
Keene, Floyd	\$90.00	06/03/2010
Kelly, Marion	\$45.00	05/10/2010

**DISCLAIMER:** The information presented in the 2011 Biennial Report was taken directly from reports of receipts and expenditures filed by the candidates and political committees; afterward formatted into the applicable graphs and charts.

Contributor Name	Amount	Date of Receipt
<b>Individual</b>		
Kelly, Mary	\$90.00	06/03/2010
Kelly, Norma	\$45.00	05/10/2010
Koskinen, John	\$50.00	12/12/2009
Koskinen, Patricia	\$90.00	05/18/2010
Lee, Erma	\$45.00	06/03/2010
Lee, Ethel Delaney	\$50.00	05/06/2009
Lee, Ethel Delaney	\$25.00	12/09/2009
Lee, Neilda	\$1,130.00	05/16/2010
Levy, Ellen	\$50.00	12/12/2009
Lightfoot, William	\$250.00	12/09/2009
Lightfoot, William & Cynthiana	\$200.00	01/19/2009
Lloyd, Estell	\$25.00	09/21/2010
Lovick, Emma	\$45.00	06/03/2010
Lucy, William	\$45.00	06/09/2010
Lyons, Elizabeth	\$90.00	06/03/2010
Lyons, Willa	\$45.00	06/03/2010
Malson, Robert	\$100.00	09/21/2010
Marshall, Shelia	\$45.00	06/09/2010
Mayes, Stanley	\$45.00	05/06/2010
McKoin, C.L.	\$45.00	06/03/2010
Melodee-Jackson, Zanneya	\$45.00	05/13/2010
Mitchell, Jacqueline	\$50.00	12/12/2009
Moore, Selerya	\$100.00	05/02/2009
Moore, Selerya	\$45.00	06/03/2010
Morris, Phyllis	\$90.00	06/03/2010
Morton Grurdine, Ruby	\$45.00	06/03/2010
Murray, Andrea	\$25.00	12/12/2009
Murray, Andrea	\$25.00	12/12/2009
Neumann, Loretta	\$50.00	12/12/2009
Neumann, Loretta	\$90.00	06/03/2010
Paige, Jerome	\$250.00	01/16/2009
Paige, Jerome	\$25.00	12/12/2009
Paige, Jerome	\$90.00	06/03/2010
Paige, Jerome	\$50.00	09/21/2010
Payne, Roselyn	\$200.00	06/09/2010
Plotkin, Mark	\$45.00	06/04/2010

**DISCLAIMER:** The information presented in the 2011 Biennial Report was taken directly from reports of receipts and expenditures filed by the candidates and political committees; afterward formatted into the applicable graphs and charts.

Contributor Name	Amount	Date of Receipt
<b>Individual</b>		
Ponds, Jo	\$25.00	12/12/2009
Porter, Blanchita	\$45.00	06/03/2010
Powell, Lee Eta	\$90.00	05/21/2010
Reynolds, Samuel	\$90.00	06/09/2010
Robinson, Arlene	\$25.00	12/12/2009
Robinson, Sharon	\$25.00	12/09/2009
Royster JR, Charles	\$250.00	01/20/2009
Royster, Deborah	\$150.00	06/03/2010
Shunk, William	\$25.00	12/09/2009
Shunk, William	\$90.00	05/18/2010
Simmons, Barbara Lett	\$50.00	12/09/2009
Simmons, Barbara Lett	\$25.00	12/12/2009
Simmons, Mary	\$45.00	05/15/2010
Sims, Nathaniel	\$45.00	06/04/2010
Sloan, Elvin	\$45.00	06/04/2010
Smalls, Betty	\$45.00	06/03/2010
Smith, Dan	\$50.00	09/21/2010
Smith, S.R.	\$45.00	05/21/2010
Smith, Veronica	\$50.00	01/19/2009
Speed, Lillie	\$45.00	05/07/2010
Tate, Constance Pegram	\$25.00	12/12/2009
Taylor, Mattie	\$100.00	06/03/2010
Terry, Carlton	\$25.00	09/21/2010
Thomas, Harold	\$90.00	05/18/2010
Thomas, Romaine	\$45.00	05/07/2010
Todd, Brandon	\$25.00	12/12/2009
Wallace, Mark	\$1,000.00	09/21/2010
Watts, W. David	\$100.00	12/12/2009
Wheeler, Faith	\$100.00	12/12/2009
Wheeler, Faith	\$150.00	04/20/2010
Wheeler, Faith	\$30.00	09/21/2010
White, Louise	\$45.00	06/03/2010
Wicker, GERALYN	\$90.00	06/03/2010
Williams, Jeanette	\$50.00	01/19/2009
Wilson, Dwight	\$90.00	06/03/2010
Wilson, Norma	\$45.00	06/03/2010

**DISCLAIMER:** The information presented in the 2011 Biennial Report was taken directly from reports of receipts and expenditures filed by the candidates and political committees; afterward formatted into the applicable graphs and charts.

**Ward 4 Democrats** **Detailed Contributions by Donor Type****Contributor Name** **Amount** **Date of Receipt****Individual**

Winter, Nadine	\$45.00	05/15/2010
Witcher, Sabra	\$50.00	12/12/2009
Wolfe, Abebi	\$50.00	09/21/2010
Wood, Garnett	\$90.00	05/14/2010
Woodson, Roderic	\$250.00	01/15/2009

**Subtotal** **\$13,065.00****Percentage of Total Contributions** **42.03%****Ward 4 Democrats** **Detailed Contributions by Donor Type****Contributor Name** **Amount** **Date of Receipt****Law Firm**

Reed Smith LLP	\$500.00	06/09/2010
----------------	----------	------------

**Subtotal** **\$500.00****Percentage of Total Contributions** **1.61%****Ward 4 Democrats** **Detailed Contributions by Donor Type****Contributor Name** **Amount** **Date of Receipt****Mayoral Campaign**

Fenty 2010	\$800.00	04/30/2010
Gray for Mayor	\$450.00	05/14/2010
Gray for Mayor	\$350.00	05/17/2010

**Subtotal** **\$1,600.00****Percentage of Total Contributions** **5.15%****Ward 4 Democrats** **Detailed Contributions by Donor Type****Contributor Name** **Amount** **Date of Receipt****Membership & Attendees Donations**

Ward 4 Democrats	\$242.58	08/18/2010
------------------	----------	------------

**Subtotal** **\$242.58****Percentage of Total Contributions** **0.78%**

**DISCLAIMER:** The information presented in the 2011 Biennial Report was taken directly from reports of receipts and expenditures filed by the candidates and political committees; afterward formatted into the applicable graphs and charts.



Ward 4 Democrats		Detailed Contributions by Donor Type
------------------	--	--------------------------------------

Contributor Name	Amount	Date of Receipt
------------------	--------	-----------------

**Membership & Sponsorship Donations**

Ward 4 Democrats	\$1,400.00	08/18/2010
------------------	------------	------------

**Subtotal \$1,400.00**

**Percentage of Total Contributions 4.50%**

Ward 4 Democrats		Detailed Contributions by Donor Type
------------------	--	--------------------------------------

Contributor Name	Amount	Date of Receipt
------------------	--------	-----------------

**Membership Donation**

Ward 4 Democrats Membership	\$150.00	09/21/2010
-----------------------------	----------	------------

**Subtotal \$150.00**

**Percentage of Total Contributions 0.48%**

Ward 4 Democrats		Detailed Contributions by Donor Type
------------------	--	--------------------------------------

Contributor Name	Amount	Date of Receipt
------------------	--------	-----------------

**Membership Donation/Collection**

Ward 4 Democrats	\$225.00	12/09/2009
------------------	----------	------------

**Subtotal \$225.00**

**Percentage of Total Contributions 0.72%**

Ward 4 Democrats		Detailed Contributions by Donor Type
------------------	--	--------------------------------------

Contributor Name	Amount	Date of Receipt
------------------	--------	-----------------

**Membership Donations**

Ward 4 Democrats	\$100.00	08/30/2010
------------------	----------	------------

Ward 4 Democrats Membership	\$100.00	08/30/2010
-----------------------------	----------	------------

**Subtotal \$200.00**

**Percentage of Total Contributions 0.64%**

Ward 4 Democrats		Detailed Contributions by Donor Type
------------------	--	--------------------------------------

Contributor Name	Amount	Date of Receipt
------------------	--------	-----------------

**Membership Donations/Collection**

Ward 4 Democrats	\$190.00	11/04/2009
------------------	----------	------------

Ward 4 Democrats	\$180.00	12/12/2009
------------------	----------	------------

**Subtotal \$370.00**

**Percentage of Total Contributions 1.19%**

**DISCLAIMER:** The information presented in the 2011 Biennial Report was taken directly from reports of receipts and expenditures filed by the candidates and political committees; afterward formatted into the applicable graphs and charts.

Ward 4 Democrats		Detailed Contributions by Donor Type	
Contributor Name	Amount	Date of Receipt	
<b>Membership Donations/Contributions</b>			
Ward 4 Democrats	\$600.00	08/27/2009	
Ward 4 Democrats	\$90.00	09/02/2009	
Ward 4 Democrats	\$78.00	10/07/2009	
Ward 4 Democrats	\$142.00	04/20/2010	
Ward 4 Democrats	\$85.00	04/20/2010	
Ward 4 Democrats	\$208.00	04/20/2010	
Ward 4 Democrats	\$100.00	05/05/2010	
Ward 4 Democrats	\$62.00	06/03/2010	
Ward 4 Democrats	\$97.00	07/22/2010	
	<b>Subtotal</b>	<b>\$1,462.00</b>	
	<b>Percentage of Total Contributions</b>	<b>4.70%</b>	

Ward 4 Democrats		Detailed Contributions by Donor Type	
Contributor Name	Amount	Date of Receipt	
<b>Membership Organization</b>			
DC Hospital Association	\$450.00	06/04/2010	
	<b>Subtotal</b>	<b>\$450.00</b>	
	<b>Percentage of Total Contributions</b>	<b>1.45%</b>	

Ward 4 Democrats		Detailed Contributions by Donor Type	
Contributor Name	Amount	Date of Receipt	
<b>Membership/Attendees Donations</b>			
Ward 4 Democrats	\$242.58	08/18/2010	
	<b>Subtotal</b>	<b>\$242.58</b>	
	<b>Percentage of Total Contributions</b>	<b>0.78%</b>	

Ward 4 Democrats		Detailed Contributions by Donor Type	
Contributor Name	Amount	Date of Receipt	
<b>Membership/Sponsorship Donations</b>			
Ward 4 Democrats	\$350.00	08/30/2010	
	<b>Subtotal</b>	<b>\$350.00</b>	
	<b>Percentage of Total Contributions</b>	<b>1.13%</b>	

**DISCLAIMER:** The information presented in the 2011 Biennial Report was taken directly from reports of receipts and expenditures filed by the candidates and political committees; afterward formatted into the applicable graphs and charts.

Ward 4 Democrats		Detailed Contributions by Donor Type	
Contributor Name	Amount	Date of Receipt	
<b>Memberships/Sponsors</b>			
Ward 4 Democrats Membership	\$350.00	08/30/2010	
	<b>Subtotal</b>	<b>\$350.00</b>	
	<b>Percentage of Total Contributions</b>	<b>1.13%</b>	

Ward 4 Democrats		Detailed Contributions by Donor Type	
Contributor Name	Amount	Date of Receipt	
<b>Retirement Group</b>			
Washington Teachers Union Retirees	\$450.00	05/13/2010	
	<b>Subtotal</b>	<b>\$450.00</b>	
	<b>Percentage of Total Contributions</b>	<b>1.45%</b>	

Ward 4 Democrats		Detailed Contributions by Donor Type	
Contributor Name	Amount	Date of Receipt	
<b>Sorority</b>			
Delta Sigma Theta WDC Alumnae Chapter	\$45.00	06/03/2010	
	<b>Subtotal</b>	<b>\$45.00</b>	
	<b>Percentage of Total Contributions</b>	<b>0.14%</b>	

Ward 4 Democrats		Detailed Contributions by Donor Type	
Contributor Name	Amount	Date of Receipt	
<b>Sponsorship/Donation</b>			
Sarks Investment Group	\$2,000.00	09/21/2010	
	<b>Subtotal</b>	<b>\$2,000.00</b>	
	<b>Percentage of Total Contributions</b>	<b>6.43%</b>	

Ward 4 Democrats		Detailed Contributions by Donor Type	
Contributor Name	Amount	Date of Receipt	
<b>Verizon Political Action Committee</b>			
Verizon Communications Inc WDC PAC	\$450.00	06/09/2010	
	<b>Subtotal</b>	<b>\$450.00</b>	
	<b>Percentage of Total Contributions</b>	<b>1.45%</b>	

**DISCLAIMER:** The information presented in the 2011 Biennial Report was taken directly from reports of receipts and expenditures filed by the candidates and political committees; afterward formatted into the applicable graphs and charts.

Contributor Name	Amount	Date of Receipt
------------------	--------	-----------------

**Ward 7 Democrats**

Ward 7 Democrats	\$450.00	06/04/2010
------------------	----------	------------

**Subtotal** **\$450.00**

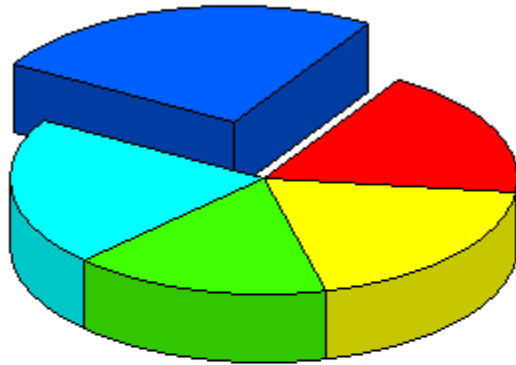
**Percentage of Total Contributions** **1.45%**

**Total** **\$31,087.16**

**DISCLAIMER:** The information presented in the 2011 Biennial Report was taken directly from reports of receipts and expenditures filed by the candidates and political committees; afterward formatted into the applicable graphs and charts.

**DC OFFICE OF CAMPAIGN FINANCE**  
**2011 Biennial Report - Political Action Committees**

**Summary of Contributions by Amount for  
Ward 4 Democrats**



Contributions greater or equal to \$1000 but less or equal to \$2000	25.5%
Contributions Greater than or equal to \$500 but less than \$1000	18.0%
Contributions Greater than or equal to \$250 but less than \$500	19.1%
Contributions Greater than or equal to \$100 but less than \$250	16.5%
Contributions Less than \$100	20.8%
<b>Total:</b>	<b>100.0%</b>

Note: This Graph depicts the summary of the contributions dollar amount reported by the Ward 4 Democrats Principal Campaign Committee

The contributions are presented in percentage terms in dollar amount, by the size of the contribution, including contribution greater than \$2000; contributions greater than or equal to \$1000 but less than or equal to \$2000; contributions greater than or equal to \$500 but less than or equal to \$1000; contributions greater than or equal to \$250 but less than or equal to \$500; contributions greater than or equal to \$100 but less than or equal to \$250; and contributions less than \$100.

**DISCLAIMER:** The information presented in the 2011 Biennial Report was taken directly from reports of receipts and expenditures filed by the candidates and political committees; afterward formatted into the applicable graphs and charts.

## Summary of Contributions by Amount for Ward 4 Democrats

Denomination Type	Amount Received
Contributions greater or equal to \$1000 but less or equal to \$2000	\$7,930.00
Contributions greater than or equal to \$500 but less than \$1000	\$5,600.00
Contributions greater than or equal to \$250 but less than \$500	\$5,950.00
Contributions greater than or equal to \$100 but less than \$250	\$5,135.16
Contributions less than \$100	\$6,472.00
<b>Grand Total</b>	<b>\$31,087.16</b>

**DISCLAIMER:** The information presented in the 2011 Biennial Report was taken directly from reports of receipts and expenditures filed by the candidates and political committees; afterward formatted into the applicable graphs and charts.

## Detailed Summary of Contributions by Amount for Ward 4 Democrats

Denomination Type	Name	Received
Contributions greater or equal to \$1000 but less or equal to \$2000	Catania 2010	\$1,000.00
	Lee, Neilda	\$1,130.00
	Sarks Investment Group	\$2,000.00
	Wallace, Mark	\$1,000.00
	Ward 4 Democrats Membership	\$1,400.00
	Ward 4 Democrats	\$1,400.00
	<b>Total</b>	<b>\$7,930.00</b>
Contributions greater than or equal to \$500 but less than \$1000	Clark Ray for Council 2010	\$600.00
	Committee to Elect Kelvin Robinson	\$700.00
	Fenty 2010	\$800.00
	Hall, Gerri Mason	\$500.00
	Muriel Bowser's Ward 4 Cares Constituent Fu	\$800.00
	Reed Smith LLP	\$500.00
	Verizon Washington, DC	\$500.00
	Ward 4 Democrats	\$600.00
	Ward 4 Democrats	\$600.00
	<b>Total</b>	<b>\$5,600.00</b>
Contributions greater than or equal to \$250 but less than \$500	Alfonso, Kimberly	\$250.00
	DC Hospital Association	\$450.00
	Gray for Mayor	\$450.00
	Gray for Mayor	\$350.00
	Hagans, Michelle	\$250.00
	Kwame for Chair	\$450.00
	Kwame for Chair	\$250.00
	Lightfoot, William	\$250.00
	Paige, Jerome	\$250.00
	Royster JR, Charles	\$250.00
	Verizon Communications Inc WDC PAC	\$450.00
	Ward 4 Democrats Membership	\$350.00

**DISCLAIMER:** The information presented in the 2011 Biennial Report was taken directly from reports of receipts and expenditures filed by the candidates and political committees; afterward formatted into the applicable graphs and charts.

Contributions greater than or equal to \$250 but less than \$500	Ward 4 Democrats	<b>\$450.00</b>
	Ward 4 Democrats	<b>\$350.00</b>
	Ward 7 Democrats	<b>\$450.00</b>
	Washington Teachers Union Retirees	<b>\$450.00</b>
	Woodson, Roderic	<b>\$250.00</b>
	Total	<b>\$5,950.00</b>
Contributions greater than or equal to \$100 but less than \$250	Bishop, Ferial	<b>\$150.00</b>
	Bishop, Ferial	<b>\$165.00</b>
	Bowser, Muriel	<b>\$100.00</b>
	Bowser, Muriel	<b>\$100.00</b>
	Civic League of North Portal Estates	<b>\$150.00</b>
	Cundiff, Cassie	<b>\$135.00</b>
	Gaither, Charles	<b>\$100.00</b>
	Gaither, Charles	<b>\$200.00</b>
	Gardner, Ann Ruth	<b>\$100.00</b>
	Goings, Terry	<b>\$100.00</b>
	Goings, Terry	<b>\$125.00</b>
	Hammond, Phillip	<b>\$135.00</b>
	Jackson Peoples, Maria	<b>\$100.00</b>
	Johnson, Tiffani	<b>\$135.00</b>
	Joseph, Judy	<b>\$125.00</b>
	Kwame for Chair	<b>\$135.00</b>
	Lightfoot, William & Cynthiana	<b>\$200.00</b>
	Malson, Robert	<b>\$100.00</b>
	Moore, Selerya	<b>\$100.00</b>
	Payne, Roselyn	<b>\$200.00</b>
Royster, Deborah	<b>\$150.00</b>	
Taylor, Mattie	<b>\$100.00</b>	
Ward 4 Democrats Membership	<b>\$100.00</b>	
Ward 4 Democrats Membership	<b>\$150.00</b>	
Ward 4 Democrats	<b>\$225.00</b>	
Ward 4 Democrats	<b>\$180.00</b>	

**DISCLAIMER:** The information presented in the 2011 Biennial Report was taken directly from reports of receipts and expenditures filed by the candidates and political committees; afterward formatted into the applicable graphs and charts.



Contributions greater than or equal to \$100 but less than \$250	Ward 4 Democrats	<b>\$190.00</b>
	Ward 4 Democrats	<b>\$142.00</b>
	Ward 4 Democrats	<b>\$208.00</b>
	Ward 4 Democrats	<b>\$100.00</b>
	Ward 4 Democrats	<b>\$242.58</b>
	Ward 4 Democrats	<b>\$100.00</b>
	Ward 4 Democrats	<b>\$242.58</b>
	Watts, W. David	<b>\$100.00</b>
	Wheeler, Faith	<b>\$100.00</b>
	Wheeler, Faith	<b>\$150.00</b>
	<b>Total</b>	<b>\$5,135.16</b>
Contributions less than \$100	Akins, Lamont	<b>\$45.00</b>
	Ali, Virginia	<b>\$45.00</b>
	Allen, Hattie	<b>\$45.00</b>
	American Management Corporation	<b>\$50.00</b>
	Arguelles, Jacqueline	<b>\$25.00</b>
	Austin, BW	<b>\$50.00</b>
	Baird, Robert	<b>\$45.00</b>
	Bardley, Rosella	<b>\$90.00</b>
	Bennett, Leonard	<b>\$50.00</b>
	Biddle, Sekou	<b>\$50.00</b>
	Bishop, Ferial	<b>\$50.00</b>
	Black, Gale	<b>\$50.00</b>
	Bogges, Dorothy	<b>\$45.00</b>
	Boyd, Thomas	<b>\$50.00</b>
	Boyd, Thomas	<b>\$90.00</b>
	Briscoe, Jeanne	<b>\$50.00</b>
	Briscoe, Jeanne	<b>\$45.00</b>
	Brown, Michael	<b>\$50.00</b>
	Brown, Regina	<b>\$25.00</b>
	Carroll, James	<b>\$45.00</b>
Catoe, Bette	<b>\$45.00</b>	

**DISCLAIMER:** The information presented in the 2011 Biennial Report was taken directly from reports of receipts and expenditures filed by the candidates and political committees; afterward formatted into the applicable graphs and charts.

Contributions less than \$100	Coleman, David & Hollye	<b>\$90.00</b>
	Cotton, Walletha	<b>\$90.00</b>
	Cox, Courtland	<b>\$45.00</b>
	Delorme, Margaret	<b>\$50.00</b>
	Delta Sigma Theta WDC Alumnae Chapter	<b>\$45.00</b>
	Dent, Jeanne	<b>\$45.00</b>
	Dorsey, Joy	<b>\$25.00</b>
	Drakeford, Blanche	<b>\$25.00</b>
	Ellis, Donna	<b>\$50.00</b>
	Ellis, Donna	<b>\$35.00</b>
	Ervin, Evon	<b>\$90.00</b>
	Ervin, Evon	<b>\$25.00</b>
	Ervin, Inga	<b>\$45.00</b>
	Erwin, Evon	<b>\$25.00</b>
	Erwin, Inga	<b>\$25.00</b>
	Fauntleroy Bouman, Phylcia	<b>\$50.00</b>
	Ford Johnson, Sandra	<b>\$45.00</b>
	Gaddis, Juan	<b>\$25.00</b>
	Gentry, Mary	<b>\$90.00</b>
	Gibbs, Pamela	<b>\$45.00</b>
	Gorman, Stephen	<b>\$45.00</b>
	Gourdine, Sandra	<b>\$45.00</b>
	Grandy, H. Clifton	<b>\$50.00</b>
	Griffin, Karen	<b>\$50.00</b>
	Grooms, Ellen	<b>\$50.00</b>
	Hammond, Sybil	<b>\$45.00</b>
	Holmes Stroman, Rosalie	<b>\$45.00</b>
	Hunton, Jean	<b>\$45.00</b>
	Jackson Peoples, Maria	<b>\$90.00</b>
	Johnson, Elaine	<b>\$25.00</b>
Johnson, Eric	<b>\$90.00</b>	
Johnson, Ernestine	<b>\$45.00</b>	

**DISCLAIMER:** The information presented in the 2011 Biennial Report was taken directly from reports of receipts and expenditures filed by the candidates and political committees; afterward formatted into the applicable graphs and charts.

Contributions less than \$100	Jordan, Joan	<b>\$90.00</b>
	Kazemi, Chief B. Three Feathers	<b>\$45.00</b>
	Keene, Floyd	<b>\$90.00</b>
	Kelly, Marion	<b>\$45.00</b>
	Kelly, Mary	<b>\$90.00</b>
	Kelly, Norma	<b>\$45.00</b>
	Koskinen, John	<b>\$50.00</b>
	Koskinen, Patricia	<b>\$90.00</b>
	Lee, Erma	<b>\$45.00</b>
	Lee, Ethel Delaney	<b>\$50.00</b>
	Lee, Ethel Delaney	<b>\$25.00</b>
	Levy, Ellen	<b>\$50.00</b>
	Lloyd, Estell	<b>\$25.00</b>
	Lovick, Emma	<b>\$45.00</b>
	Lucy, William	<b>\$45.00</b>
	Lyons, Elizabeth	<b>\$90.00</b>
	Lyons, Willa	<b>\$45.00</b>
	Marshall, Shelia	<b>\$45.00</b>
	Mayes, Stanley	<b>\$45.00</b>
	McKoin, C.L.	<b>\$45.00</b>
	Melodee-Jackson, Zanneya	<b>\$45.00</b>
	Mitchell, Jacqueline	<b>\$50.00</b>
	Moore, Selerya	<b>\$45.00</b>
	Morris, Phyllis	<b>\$90.00</b>
	Morton Grurdine, Ruby	<b>\$45.00</b>
	Murray, Andrea	<b>\$25.00</b>
	Murray, Andrea	<b>\$25.00</b>
	Neumann, Loretta	<b>\$50.00</b>
	Neumann, Loretta	<b>\$90.00</b>
	Paige, Jerome	<b>\$25.00</b>
Paige, Jerome	<b>\$90.00</b>	
Paige, Jerome	<b>\$50.00</b>	

**DISCLAIMER:** The information presented in the 2011 Biennial Report was taken directly from reports of receipts and expenditures filed by the candidates and political committees; afterward formatted into the applicable graphs and charts.

Contributions less than \$100	Plotkin, Mark	<b>\$45.00</b>
	Ponds, Jo	<b>\$25.00</b>
	Porter, Blanchita	<b>\$45.00</b>
	Powell, Lee Eta	<b>\$90.00</b>
	Reynolds, Samuel	<b>\$90.00</b>
	Robinson, Arlene	<b>\$25.00</b>
	Robinson, Sharon	<b>\$25.00</b>
	Shunk, William	<b>\$25.00</b>
	Shunk, Willlliam	<b>\$90.00</b>
	Simmons, Barbara Lett	<b>\$50.00</b>
	Simmons, Barbara Lett	<b>\$25.00</b>
	Simmons, Mary	<b>\$45.00</b>
	Sims, Nathaniel	<b>\$45.00</b>
	Sloan, Elvin	<b>\$45.00</b>
	Smalls, Betty	<b>\$45.00</b>
	Smith, Dan	<b>\$50.00</b>
	Smith, S.R.	<b>\$45.00</b>
	Smith, Veronica	<b>\$50.00</b>
	Speed, Lillie	<b>\$45.00</b>
	Tate, Constance Pegram	<b>\$25.00</b>
	Terry, Carlton	<b>\$25.00</b>
	Thomas, Harold	<b>\$90.00</b>
	Thomas, Romaine	<b>\$45.00</b>
	Todd, Brandon	<b>\$25.00</b>
	Ward 4 Democrats	<b>\$90.00</b>
	Ward 4 Democrats	<b>\$78.00</b>
	Ward 4 Democrats	<b>\$85.00</b>
	Ward 4 Democrats	<b>\$62.00</b>
	Ward 4 Democrats	<b>\$97.00</b>
	Wheeler, Faith	<b>\$30.00</b>
White, Louise	<b>\$45.00</b>	
Wicker, GERALYN	<b>\$90.00</b>	

**DISCLAIMER:** The information presented in the 2011 Biennial Report was taken directly from reports of receipts and expenditures filed by the candidates and political committees; afterward formatted into the applicable graphs and charts.

Contributions less than \$100	Williams, Jeanette	<b>\$50.00</b>
	Wilson, Dwight	<b>\$90.00</b>
	Wilson, Norma	<b>\$45.00</b>
	Winter, Nadine	<b>\$45.00</b>
	Witcher, Sabra	<b>\$50.00</b>
	Wolfe, Abebi	<b>\$50.00</b>
	Wood, Garnett	<b>\$90.00</b>
	Total	<b>\$6,472.00</b>
<b>Grand Total</b>		<b>\$31,087.16</b>

**DISCLAIMER:** The information presented in the 2011 Biennial Report was taken directly from reports of receipts and expenditures filed by the candidates and political committees; afterward formatted into the applicable graphs and charts.

**Ward 4 Democrats**

**Detailed Contributions by Amount**

<b>Contributor Name</b>	<b>Amount</b>	<b>Type of Contributor</b>	<b>Date of Receipt</b>
-------------------------	---------------	----------------------------	------------------------

**Contributions greater or equal to \$1000 but less or equal to \$2000**

Catania 2010	\$1,000.00	Council At-Large Campaign	05/19/2010
Lee, Neilda	\$1,130.00	Individual	05/16/2010
Sarks Investment Group	\$2,000.00	Sponsorship/Donation	09/21/2010
Wallace, Mark	\$1,000.00	Individual	09/21/2010
Ward 4 Democrats	\$1,400.00	Membership & Sponsorship Donations	08/18/2010
Ward 4 Democrats Membership	\$1,400.00		08/18/2010

**Subtotal** **\$7,930.00**

**Percentage of Total Contributions** **25.51%**

**Ward 4 Democrats**

**Detailed Contributions by Amount**

<b>Contributor Name</b>	<b>Amount</b>	<b>Type of Contributor</b>	<b>Date of Receipt</b>
-------------------------	---------------	----------------------------	------------------------

**Contributions Greater than or equal to \$500 but less than \$1000**

Clark Ray for Council 2010	\$600.00	Council At-Large Campaign	05/24/2010
Committee to Elect Kelvin Robinson	\$700.00	Council Campaign	06/14/2010
Fenty 2010	\$800.00	Mayoral Campaign	04/30/2010
Hall, Gerri Mason	\$500.00	Individual	09/21/2010
Muriel Bowser's Ward 4 Cares Constituent Fund	\$800.00	Constituent Services Fund	05/21/2010
Reed Smith LLP	\$500.00	Law Firm	06/09/2010
Verizon Washington, DC	\$500.00	Corporation	12/09/2009
Ward 4 Democrats	\$600.00	Membership Donations/Contributions	08/27/2009
Ward 4 Democrats	\$600.00	Donations/Contributions	06/23/2010

**Subtotal** **\$5,600.00**

**Percentage of Total Contributions** **18.01%**

**DISCLAIMER:** The information presented in the 2011 Biennial Report was taken directly from reports of receipts and expenditures filed by the candidates and political committees; afterward formatted into the applicable graphs and charts.

Contributor Name	Amount	Type of Contributor	Date of Receipt
------------------	--------	---------------------	-----------------

**Contributions Greater than or equal to \$250 but less than \$500**

Alfonso, Kimberly	\$250.00	Individual	01/16/2009
DC Hospital Association	\$450.00	Membership Organization	06/04/2010
Gray for Mayor	\$450.00	Mayoral Campaign	05/14/2010
Gray for Mayor	\$350.00	Mayoral Campaign	05/17/2010
Hagans, Michelle	\$250.00	Individual	09/21/2010
Kwame for Chair	\$450.00	Council Chair Campaign	05/14/2010
Kwame for Chair	\$250.00	Council Chair Campaign	05/19/2010
Lightfoot, William	\$250.00	Individual	12/09/2009
Paige, Jerome	\$250.00	Individual	01/16/2009
Royster JR, Charles	\$250.00	Individual	01/20/2009
Verizon Communications Inc WDC PAC	\$450.00	Verizon Political Action Committee	06/09/2010
Ward 4 Democrats	\$450.00	Donations/Contributions	08/05/2010
Ward 4 Democrats	\$350.00	Membership/Sponsorship Donations	08/30/2010
Ward 4 Democrats Membership	\$350.00	Memberships/Sponsors	08/30/2010
Ward 7 Democrats	\$450.00	Ward 7 Democrats	06/04/2010
Washington Teachers Union Retirees	\$450.00	Retirement Group	05/13/2010
Woodson, Roderic	\$250.00	Individual	01/15/2009

**Subtotal**

**\$5,950.00**

**Percentage of Total Contributions**

**19.14%**

**DISCLAIMER:** The information presented in the 2011 Biennial Report was taken directly from reports of receipts and expenditures filed by the candidates and political committees; afterward formatted into the applicable graphs and charts.

Contributor Name	Amount	Type of Contributor	Date of Receipt
------------------	--------	---------------------	-----------------

### Contributions Greater than or equal to \$100 but less than \$250

Bishop, Ferial	\$150.00	Individual	12/12/2009
Bishop, Ferial	\$165.00	Individual	05/14/2010
Bowser, Muriel	\$100.00	Individual	12/12/2009
Bowser, Muriel	\$100.00	Individual	09/21/2010
Civic League of North Portal Estates	\$150.00	Civic Association	06/03/2010
Cundiff, Cassie	\$135.00	Individual	06/04/2010
Gaither, Charles	\$100.00	Individual	01/16/2009
Gaither, Charles	\$200.00	Individual	04/28/2010
Gardner, Ann Ruth	\$100.00	Individual	12/12/2009
Goings, Terry	\$100.00	Individual	01/20/2009
Goings, Terry	\$125.00	Individual	12/12/2009
Hammond, Phillip	\$135.00	Individual	06/04/2010
Jackson Peoples, Maria	\$100.00	Individual	09/21/2010
Johnson, Tiffani	\$135.00	Individual	06/03/2010
Joseph, Judy	\$125.00	Individual	12/12/2009
Kwame for Chair	\$135.00	Council Chair Campaign	06/04/2010
Lightfoot, William & Cynthiana	\$200.00	Individual	01/19/2009
Malson, Robert	\$100.00	Individual	09/21/2010
Moore, Selerya	\$100.00	Individual	05/02/2009
Payne, Roselyn	\$200.00	Individual	06/09/2010
Royster, Deborah	\$150.00	Individual	06/03/2010
Taylor, Mattie	\$100.00	Individual	06/03/2010
Ward 4 Democrats	\$190.00	Membership Donations/Collection	11/04/2009
Ward 4 Democrats	\$225.00	Membership Donation/Collection	12/09/2009
Ward 4 Democrats	\$180.00	Membership Donations/Collection	12/12/2009
Ward 4 Democrats	\$142.00	Membership Donations/Contributions	04/20/2010
Ward 4 Democrats	\$208.00	Membership Donations/Contributions	04/20/2010
Ward 4 Democrats	\$100.00	Membership Donations/Contributions	05/05/2010
Ward 4 Democrats	\$242.58	Membership & Attendees Donations	08/18/2010
Ward 4 Democrats	\$242.58	Membership/Attendees Donations	08/18/2010
Ward 4 Democrats	\$100.00	Membership Donations	08/30/2010
Ward 4 Democrats Membership	\$100.00	Membership Donations	08/30/2010

**DISCLAIMER:** The information presented in the 2011 Biennial Report was taken directly from reports of receipts and expenditures filed by the candidates and political committees; afterward formatted into the applicable graphs and charts.



Contributor Name	Amount	Type of Contributor	Date of Receipt
------------------	--------	---------------------	-----------------

**Contributions Greater than or equal to \$100 but less than \$250**

Ward 4 Democrats Membership	\$150.00	Membership Donation	09/21/2010
Watts, W. David	\$100.00	Individual	12/12/2009
Wheeler, Faith	\$100.00	Individual	12/12/2009
Wheeler, Faith	\$150.00	Individual	04/20/2010

**Subtotal****\$5,135.16****Percentage of Total Contributions****16.52%**

**DISCLAIMER:** The information presented in the 2011 Biennial Report was taken directly from reports of receipts and expenditures filed by the candidates and political committees; afterward formatted into the applicable graphs and charts.

Contributor Name	Amount	Type of Contributor	Date of Receipt
------------------	--------	---------------------	-----------------

**Contributions Less than \$100**

Akins, Lamont	\$45.00	Individual	06/03/2010
Ali, Virginia	\$45.00	Individual	06/03/2010
Allen, Hattie	\$45.00	Individual	06/03/2010
American Management Corporation	\$50.00	Donation	09/21/2010
Arguelles, Jacqueline	\$25.00	Individual	12/09/2009
Austin, BW	\$50.00	Individual	12/12/2009
Baird, Robert	\$45.00	Individual	05/23/2010
Bardley, Rosella	\$90.00	Individual	05/14/2010
Bennett, Leonard	\$50.00	Individual	12/12/2009
Biddle, Sekou	\$50.00	Individual	09/21/2010
Bishop, Ferial	\$50.00	Individual	09/21/2010
Black, Gale	\$50.00	Individual	12/12/2009
Boggess, Dorothy	\$45.00	Individual	05/16/2010
Boyd, Thomas	\$50.00	Individual	12/09/2009
Boyd, Thomas	\$90.00	Individual	04/22/2010
Briscoe, Jeanne	\$50.00	Individual	12/09/2009
Briscoe, Jeanne	\$45.00	Individual	05/17/2010
Brown, Michael	\$50.00	Individual	12/12/2009
Brown, Regina	\$25.00	Individual	09/21/2010
Carroll, James	\$45.00	Individual	06/03/2010
Catoe, Bette	\$45.00	Individual	06/09/2010
Coleman, David & Hollye	\$90.00	Individual	06/03/2010
Cotton, Walletha	\$90.00	Individual	05/25/2010
Cox, Courtland	\$45.00	Individual	06/04/2010
Delorme, Margaret	\$50.00	Individual	12/12/2009
Delta Sigma Theta WDC Alumnae Chapter	\$45.00	Sorority	06/03/2010
Dent, Jeanne	\$45.00	Individual	05/16/2010
Dorsey, Joy	\$25.00	Individual	09/21/2010
Drakeford, Blanche	\$25.00	Individual	12/09/2009
Ellis, Donna	\$50.00	Individual	12/12/2009
Ellis, Donna	\$35.00	Individual	05/14/2010
Ervin, Evon	\$90.00	Individual	05/18/2010
Ervin, Evon	\$25.00	Individual	09/21/2010
Ervin, Inga	\$45.00	Individual	06/03/2010

**DISCLAIMER:** The information presented in the 2011 Biennial Report was taken directly from reports of receipts and expenditures filed by the candidates and political committees; afterward formatted into the applicable graphs and charts.

Contributor Name	Amount	Type of Contributor	Date of Receipt
------------------	--------	---------------------	-----------------

**Contributions Less than \$100**

Erwin, Evon	\$25.00	Individual	12/12/2009
Erwin, Inga	\$25.00	Individual	12/12/2009
Fauntleroy Bouman, Phylcia	\$50.00	Individual	06/03/2010
Ford Johnson, Sandra	\$45.00	Individual	06/04/2010
Gaddis, Juan	\$25.00	Individual	12/12/2009
Gentry, Mary	\$90.00	Individual	06/04/2010
Gibbs, Pamela	\$45.00	Individual	05/16/2010
Gorman, Stephen	\$45.00	Individual	05/07/2010
Gourdine, Sandra	\$45.00	Individual	06/03/2010
Grandy, H. Clifton	\$50.00	Individual	12/12/2009
Griffin, Karen	\$50.00	Individual	12/12/2009
Grooms, Ellen	\$50.00	Individual	06/03/2010
Hammond, Sybil	\$45.00	Individual	06/04/2010
Holmes Stroman, Rosalie	\$45.00	Individual	06/03/2010
Hunton, Jean	\$45.00	Individual	06/09/2010
Jackson Peoples, Maria	\$90.00	Individual	05/17/2010
Johnson, Elaine	\$25.00	Individual	12/12/2009
Johnson, Eric	\$90.00	Individual	06/09/2010
Johnson, Ernestine	\$45.00	Individual	06/03/2010
Jordan, Joan	\$90.00	Individual	06/03/2010
Kazemi, Chief B. Three Feathers	\$45.00	Individual	06/04/2010
Keene, Floyd	\$90.00	Individual	06/03/2010
Kelly, Marion	\$45.00	Individual	05/10/2010
Kelly, Mary	\$90.00	Individual	06/03/2010
Kelly, Norma	\$45.00	Individual	05/10/2010
Koskinen, John	\$50.00	Individual	12/12/2009
Koskinen, Patricia	\$90.00	Individual	05/18/2010
Lee, Erma	\$45.00	Individual	06/03/2010
Lee, Ethel Delaney	\$50.00	Individual	05/06/2009
Lee, Ethel Delaney	\$25.00	Individual	12/09/2009
Levy, Ellen	\$50.00	Individual	12/12/2009
Lloyd, Estell	\$25.00	Individual	09/21/2010
Lovick, Emma	\$45.00	Individual	06/03/2010
Lucy, William	\$45.00	Individual	06/09/2010

**DISCLAIMER:** The information presented in the 2011 Biennial Report was taken directly from reports of receipts and expenditures filed by the candidates and political committees; afterward formatted into the applicable graphs and charts.

Contributor Name	Amount	Type of Contributor	Date of Receipt
------------------	--------	---------------------	-----------------

**Contributions Less than \$100**

Lyons, Elizabeth	\$90.00	Individual	06/03/2010
Lyons, Willa	\$45.00	Individual	06/03/2010
Marshall, Shelia	\$45.00	Individual	06/09/2010
Mayes, Stanley	\$45.00	Individual	05/06/2010
McKoin, C.L.	\$45.00	Individual	06/03/2010
Melodee-Jackson, Zanneya	\$45.00	Individual	05/13/2010
Mitchell, Jacqueline	\$50.00	Individual	12/12/2009
Moore, Selerya	\$45.00	Individual	06/03/2010
Morris, Phyllis	\$90.00	Individual	06/03/2010
Morton Grurdine, Ruby	\$45.00	Individual	06/03/2010
Murray, Andrea	\$25.00	Individual	12/12/2009
Murray, Andrea	\$25.00	Individual	12/12/2009
Neumann, Loretta	\$50.00	Individual	12/12/2009
Neumann, Loretta	\$90.00	Individual	06/03/2010
Paige, Jerome	\$25.00	Individual	12/12/2009
Paige, Jerome	\$90.00	Individual	06/03/2010
Paige, Jerome	\$50.00	Individual	09/21/2010
Plotkin, Mark	\$45.00	Individual	06/04/2010
Ponds, Jo	\$25.00	Individual	12/12/2009
Porter, Blanchita	\$45.00	Individual	06/03/2010
Powell, Lee Eta	\$90.00	Individual	05/21/2010
Reynolds, Samuel	\$90.00	Individual	06/09/2010
Robinson, Arlene	\$25.00	Individual	12/12/2009
Robinson, Sharon	\$25.00	Individual	12/09/2009
Shunk, William	\$25.00	Individual	12/09/2009
Shunk, William	\$90.00	Individual	05/18/2010
Simmons, Barbara Lett	\$50.00	Individual	12/09/2009
Simmons, Barbara Lett	\$25.00	Individual	12/12/2009
Simmons, Mary	\$45.00	Individual	05/15/2010
Sims, Nathaniel	\$45.00	Individual	06/04/2010
Sloan, Elvin	\$45.00	Individual	06/04/2010
Smalls, Betty	\$45.00	Individual	06/03/2010
Smith, Dan	\$50.00	Individual	09/21/2010
Smith, S.R.	\$45.00	Individual	05/21/2010

**DISCLAIMER:** The information presented in the 2011 Biennial Report was taken directly from reports of receipts and expenditures filed by the candidates and political committees; afterward formatted into the applicable graphs and charts.

Contributor Name	Amount	Type of Contributor	Date of Receipt
------------------	--------	---------------------	-----------------

**Contributions Less than \$100**

Smith, Veronica	\$50.00	Individual	01/19/2009
Speed, Lillie	\$45.00	Individual	05/07/2010
Tate, Constance Pegram	\$25.00	Individual	12/12/2009
Terry, Carlton	\$25.00	Individual	09/21/2010
Thomas, Harold	\$90.00	Individual	05/18/2010
Thomas, Romaine	\$45.00	Individual	05/07/2010
Todd, Brandon	\$25.00	Individual	12/12/2009
Ward 4 Democrats	\$90.00	Membership Donations/Contributions	09/02/2009
Ward 4 Democrats	\$78.00	Membership Donations/Contributions	10/07/2009
Ward 4 Democrats	\$85.00	Membership Donations/Contributions	04/20/2010
Ward 4 Democrats	\$62.00	Membership Donations/Contributions	06/03/2010
Ward 4 Democrats	\$97.00	Membership Donations/Contributions	07/22/2010
Wheeler, Faith	\$30.00	Individual	09/21/2010
White, Louise	\$45.00	Individual	06/03/2010
Wicker, GERALYN	\$90.00	Individual	06/03/2010
Williams, Jeanette	\$50.00	Individual	01/19/2009
Wilson, Dwight	\$90.00	Individual	06/03/2010
Wilson, Norma	\$45.00	Individual	06/03/2010
Winter, Nadine	\$45.00	Individual	05/15/2010
Witcher, Sabra	\$50.00	Individual	12/12/2009
Wolfe, Abebi	\$50.00	Individual	09/21/2010
Wood, Garnett	\$90.00	Individual	05/14/2010

**Subtotal**                    **\$6,472.00**

**Percentage of Total Contributions**                    **20.82%**

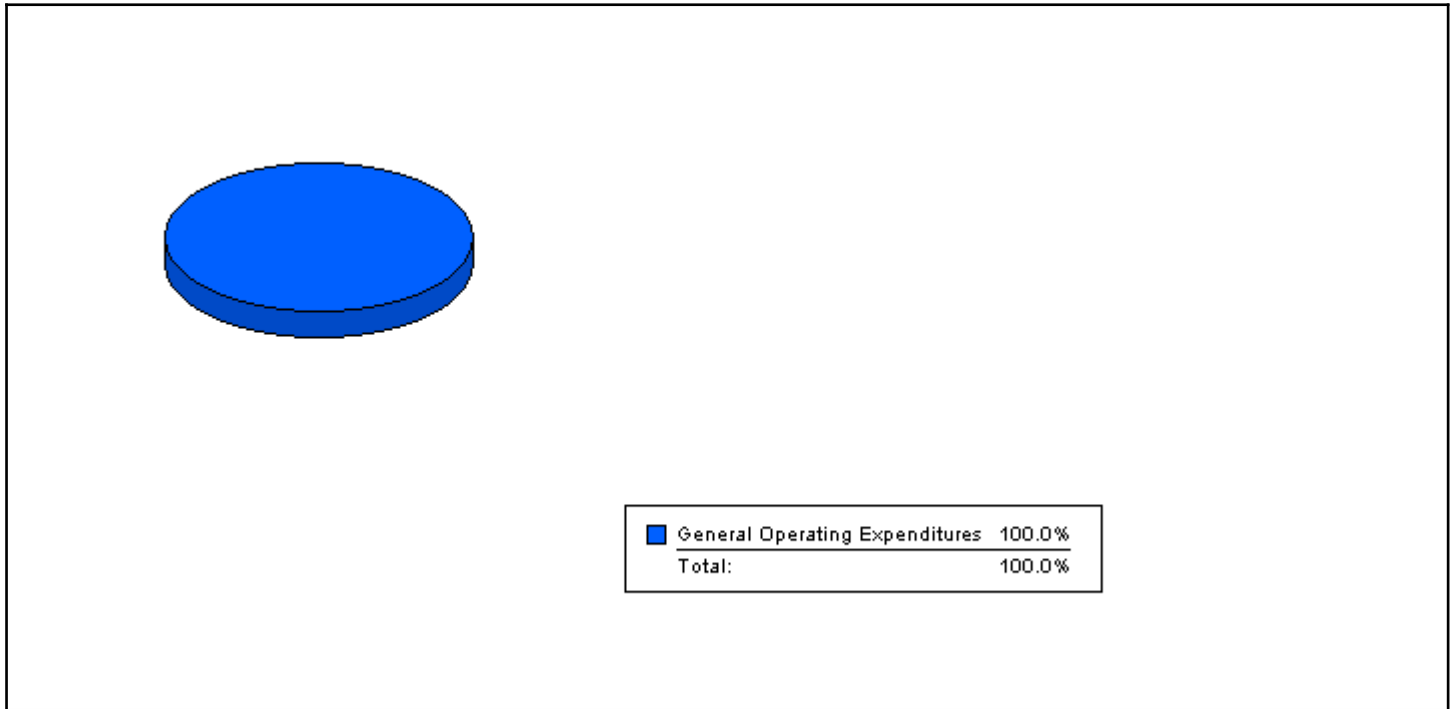
**Total**                                **\$31,087.16**

**DISCLAIMER:** The information presented in the 2011 Biennial Report was taken directly from reports of receipts and expenditures filed by the candidates and political committees; afterward formatted into the applicable graphs and charts.

# DC OFFICE OF CAMPAIGN FINANCE

## 2011 Biennial Report - Political Action Committees

### Summary of Expenditures by Purpose for Ward 6 Democrats



Note: This Graph depicts the summary of the expenditures by purpose reported by Ward 6 Democrats.

The expenditures are presented in percentage terms by General Operating Expenditures, Transfers to Other Authorized Political Committees, Loan Repayments, Refunds of Contributions, Other Expenditures, and Offsets to Receipts

- General Operating Expenditures may include each expenditure made for Accounting Services, Advertising, Bank Fees, Campaign Events/Fund Raising, Campaign Materials and Supplies, Candidate Loan Re-payment, Catering/Refreshments, Computer Supplies/Equipment, Consulting Services, Equipment Purchases/Rental, In-Kind, Office Maintenance, Office Rental, Office Supplies/Furniture, Other Loan Repayment, Petty Cash, Polling/Mailing Lists, Postage/Shipping/Courier Rates, Printing/Copying, Salary/Stipend, Telephone/Communication, Trash/Poster Removal, Travel/Vehicle Expense, Utility Expense, and other Expenses.
- Transfers to other Authorized Political Committees.
- Loan Repayments.
- Refunds of Contributions may include each contribution Refund to Individuals, Organizations, Political Party Committees, and other Political Committees (PACs).
- Other Expenditures may include all expenditures other than the afore-mentioned, which may include Independent Expenditures made by persons expressly advocating the election or defeat of a clearly identified candidate, which are made without cooperation or consultation with any candidate and/or authorized committee and/or agent of the candidate; Donations to Charities, Churches, Political Committees, Scholarship and Statehood Funds; Payments to the Internal Revenue Service and for Fines; and Tickets to Events.
- Offsets to Receipts may include Refunds, Rebates, Returned Checks, Non-Sufficient Fund Fees, and other Offsets to Operating Expenditures.

**DISCLAIMER:** The information presented in the 2011 Biennial Report was taken directly from reports of receipts and expenditures filed by the candidates and political committees; afterward formatted into the applicable graphs and charts.

**Summary of Expenditures by Purpose for  
Ward 6 Democrats**

<b>Purpose</b>	<b>Total Expenditure</b>
General Operating Expenditures	\$9,308.00
<b>Grand Total</b>	<b>\$9,308.00</b>

**DISCLAIMER:** The information presented in the 2011 Biennial Report was taken directly from reports of receipts and expenditures filed by the candidates and political committees; afterward formatted into the applicable graphs and charts.

## General Operating Expenditures

Purpose	Total Expenditures
Catering/Refreshments	\$7,162.63
Loan Repayment	\$235.60
Postage	\$1,017.17
Supplies	\$892.60
<b>Total</b>	<b>\$9,308.00</b>

**DISCLAIMER:** The information presented in the 2011 Biennial Report was taken directly from reports of receipts and expenditures filed by the candidates and political committees; afterward formatted into the applicable graphs and charts.



**Detailed Summary of Expenditures by Purpose for  
Ward 6 Democrats  
General Operating Expenditures**

<b>Purpose</b>	<b>Payee</b>	<b>Amount Spent</b>
Catering/Refreshments	CAVA	<b>\$292.00</b>
	Hawk and Dove Restaurant	<b>\$747.50</b>
	Noah Getz Band	<b>\$350.00</b>
	Pierce, Elizabeth	<b>\$81.85</b>
	Southwest Caters	<b>\$993.75</b>
	ward 6 dems	<b>\$328.78</b>
	Westminister Church/Southwest Caters	<b>\$4,368.75</b>
	<b>Total</b>	<b>\$7,162.63</b>
Loan Repayment	Williams, Ray	<b>\$235.60</b>
	<b>Total</b>	<b>\$235.60</b>
Postage	Rauch, Jesse	<b>\$1,017.17</b>
	<b>Total</b>	<b>\$1,017.17</b>
Supplies	Pearlman, Annie	<b>\$200.00</b>
	Pierce, Elizabeth	<b>\$50.88</b>
	Rauch, Jesse	<b>\$641.72</b>
	<b>Total</b>	<b>\$892.60</b>
<b>Grand Total</b>		<b>\$9,308.00</b>

**DISCLAIMER:** The information presented in the 2011 Biennial Report was taken directly from reports of receipts and expenditures filed by the candidates and political committees; afterward formatted into the applicable graphs and charts.

**GENERAL OPERATING EXPENDITURES**


**Ward 6 Democrats** **Detailed Expenditures by Purpose**

Payee Name	Amount of Expenditure	Date of Expenditure
<b>Catering/Refreshments</b>		
CAVA	\$292.00	07/29/2009
Hawk and Dove Restaurant	\$747.50	12/16/2009
Noah Getz Band	\$350.00	05/27/2010
Pierce, Elizabeth	\$14.85	08/07/2010
Pierce, Elizabeth	\$67.00	06/02/2009
Southwest Caters	\$993.75	05/05/2010
ward 6 dems	\$328.78	11/01/2010
Westminister Church/Southwest Caters	\$4,368.75	05/27/2010
<b>Loan Repayment</b>		
Williams, Ray	\$235.60	06/16/2009
<b>Postage</b>		
Rauch, Jesse	\$176.00	02/15/2010
Rauch, Jesse	\$212.51	03/23/2010
Rauch, Jesse	\$132.00	06/17/2009
Rauch, Jesse	\$200.66	10/07/2009
Rauch, Jesse	\$164.00	02/15/2009
Rauch, Jesse	\$132.00	05/14/2009
<b>Supplies</b>		
Pearlman, Annie	\$200.00	07/16/2010
Pierce, Elizabeth	\$50.88	07/21/2010
Rauch, Jesse	\$641.72	06/16/2010
<b>Subtotal</b>	<b>\$9,308.00</b>	
<b>Percentage of Total Expenditures</b>	<b>100.00%</b>	
<b>Total</b>	<b>\$9,308.00</b>	

**DISCLAIMER:** The information presented in the 2011 Biennial Report was taken directly from reports of receipts and expenditures filed by the candidates and political committees; afterward formatted into the applicable graphs and charts.

**DC OFFICE OF CAMPAIGN FINANCE**  
**2011 Biennial Report - Political Action Committees**

**Summary of Contributions by Donor Type for  
Ward 6 Democrats**



Note: This Graph depicts the summary of the contributions by donor categories reported by the Ward 6 Democrats Principal Campaign Committee

The contributions are presented in percentage terms by donor categories, and may include each contribution received from Businesses, Corporations, Corporate Sponsored Political Action Committees, Individuals, Labor Sponsored Political Action Committees, Political Party Committees, Partnerships, and the Candidate. The summary may also note Other Receipts reported, such as Dividends, Interest, Refunds, and Rebates.

**DISCLAIMER:** The information presented in the 2011 Biennial Report was taken directly from reports of receipts and expenditures filed by the candidates and political committees; afterward formatted into the applicable graphs and charts.

## Summary of Contributions by Donor Type for Ward 6 Democrats

<b>Donor Type</b>	<b>Received</b>
Business	<b>\$100.00</b>
Corporation	<b>\$500.00</b>
Friends	<b>\$100.00</b>
Individual	<b>\$4,075.00</b>
Legacy Dinner	<b>\$100.00</b>
PAC	<b>\$2,350.00</b>
<b>Grand Total</b>	<b>\$7,225.00</b>

**DISCLAIMER:** The information presented in the 2011 Biennial Report was taken directly from reports of receipts and expenditures filed by the candidates and political committees; afterward formatted into the applicable graphs and charts.

## Detailed Summary of Contributions by Donor Type for Ward 6 Democrats

Donor Type	Name	Received
Business	C Levine and Associates	\$50.00
	Passion for Fitness, LLC	\$50.00
	<b>Total</b>	<b>\$100.00</b>
Corporation	Verizon	\$500.00
	<b>Total</b>	<b>\$500.00</b>
Friends	Friends of Melissa Rohan	\$100.00
	<b>Total</b>	<b>\$100.00</b>
Individual	Allen, Charles	\$100.00
	Ambrose, Sharon	\$50.00
	Beshir, Lea	\$50.00
	Bond, Anita	\$50.00
	Brown, Michael	\$50.00
	Churchville, Lida	\$50.00
	Claire, Judith	\$50.00
	Clampitt, Adam	\$50.00
	Collins, Ronald	\$50.00
	Colodny, Don	\$50.00
	Cox, Marie	\$100.00
	Dinan, Donald	\$50.00
	Dixon, Mark	\$100.00
	Duckett, Ernest	\$100.00
	Edwards, Mark	\$50.00
	Edwards, Monte	\$50.00
	Francese, Margery	\$50.00
	Glover, Shirley	\$50.00
	Hameed, Reuben	\$50.00
	Hickman, Edith	\$50.00
Kelley, Georgia	\$50.00	
Love, Alice	\$100.00	

**DISCLAIMER:** The information presented in the 2011 Biennial Report was taken directly from reports of receipts and expenditures filed by the candidates and political committees; afterward formatted into the applicable graphs and charts.

Individual	McNearney, Joe	\$50.00
	Meadows, David	\$50.00
	Medley, Sylvia	\$100.00
	Mintz, Carl	\$50.00
	Mitchell, Naomi	\$50.00
	Moore, Dorothy	\$50.00
	Okon, Theresa	\$50.00
	Orange, Vincent	\$150.00
	Panetta, Michael	\$50.00
	Petersen, Lisa	\$50.00
	Phillips-Gilbert, Sondra	\$50.00
	Pierce, Elizabeth	\$50.00
	Plummer, David	\$50.00
	Purchase, Donna	\$100.00
	Russell, Antonette	\$200.00
	Smalls, Betty	\$100.00
	Steinman, Mike & Linda	\$100.00
	Thompson, Juan	\$50.00
	Unger, Genee	\$50.00
	Ware, DeLeon	\$100.00
	Warren-Jones, Monica	\$50.00
	Wells, Tommy	\$575.00
	Westbrook, Richard	\$50.00
	White, Dorinda	\$50.00
White, Sheila	\$100.00	
Williams, Raymond	\$250.00	
Wise, William	\$50.00	
Wolf, Richard	\$100.00	
	<b>Total</b>	<b>\$4,075.00</b>
Legacy Dinner	DC Access, LLC	\$100.00
		<b>Total</b>
PAC	Citizens for Eleanor Holmes-Norton	\$500.00

**DISCLAIMER:** The information presented in the 2011 Biennial Report was taken directly from reports of receipts and expenditures filed by the candidates and political committees; afterward formatted into the applicable graphs and charts.

PAC	Fenty 2010	<b>\$850.00</b>
	Kelvin Robinson for Dc Council	<b>\$500.00</b>
	Kwame for Chair	<b>\$500.00</b>
	<b>Total</b>	<b>\$2,350.00</b>
<b>Grand Total</b>		<b>\$7,225.00</b>

**DISCLAIMER:** The information presented in the 2011 Biennial Report was taken directly from reports of receipts and expenditures filed by the candidates and political committees; afterward formatted into the applicable graphs and charts.

**Ward 6 Democrats** **Detailed Contributions by Donor Type**

<b>Contributor Name</b>	<b>Amount</b>	<b>Date of Receipt</b>
-------------------------	---------------	------------------------

**Business**

C Levine and Associates	\$50.00	05/21/2010
Passion for Fitness, LLC	\$50.00	07/16/2010

**Subtotal** **\$100.00**

**Percentage of Total Contributions** **1.38%**

**Ward 6 Democrats** **Detailed Contributions by Donor Type**

<b>Contributor Name</b>	<b>Amount</b>	<b>Date of Receipt</b>
-------------------------	---------------	------------------------

**Corporation**

Verizon	\$500.00	06/03/2010
---------	----------	------------

**Subtotal** **\$500.00**

**Percentage of Total Contributions** **6.92%**

**Ward 6 Democrats** **Detailed Contributions by Donor Type**

<b>Contributor Name</b>	<b>Amount</b>	<b>Date of Receipt</b>
-------------------------	---------------	------------------------

**Friends**

Friends of Melissa Rohan	\$100.00	05/27/2010
--------------------------	----------	------------

**Subtotal** **\$100.00**

**Percentage of Total Contributions** **1.38%**

**DISCLAIMER:** The information presented in the 2011 Biennial Report was taken directly from reports of receipts and expenditures filed by the candidates and political committees; afterward formatted into the applicable graphs and charts.



Contributor Name	Amount	Date of Receipt
<b>Individual</b>		
Allen, Charles	\$100.00	05/27/2010
Ambrose, Sharon	\$50.00	05/27/2010
Beshir, Lea	\$50.00	05/20/2010
Bond, Anita	\$50.00	07/16/2010
Brown, Michael	\$50.00	05/27/2010
Churchville, Lida	\$50.00	05/27/2010
Claire, Judith	\$50.00	05/27/2010
Clampitt, Adam	\$50.00	05/27/2010
Collins, Ronald	\$50.00	05/27/2010
Colodny, Don	\$50.00	05/27/2010
Cox, Marie	\$100.00	05/25/2010
Dinan, Donald	\$50.00	05/27/2010
Dixon, Mark	\$100.00	05/27/2010
Duckett, Ernest	\$100.00	05/27/2010
Edwards, Mark	\$50.00	05/27/2010
Edwards, Monte	\$50.00	05/27/2010
Francese, Margery	\$50.00	05/27/2010
Glover, Shirley	\$50.00	05/06/2010
Hameed, Reuben	\$50.00	05/27/2010
Hickman, Edith	\$50.00	05/24/2010
Kelley, Georgia	\$50.00	05/27/2010
Love, Alice	\$100.00	05/27/2010
McNearney, Joe	\$50.00	05/27/2010
Meadows, David	\$50.00	05/27/2010
Medley, Sylvia	\$100.00	05/27/2010
Mintz, Carl	\$50.00	05/27/2010
Mitchell, Naomi	\$50.00	05/27/2010
Moore, Dorothy	\$50.00	05/14/2010
Okon, Theresa	\$50.00	05/27/2010
Orange, Vincent	\$150.00	05/27/2010
Panetta, Michael	\$50.00	05/27/2010
Petersen, Lisa	\$50.00	05/27/2010
Phillips-Gilbert, Sondra	\$50.00	05/27/2010
Pierce, Elizabeth	\$50.00	05/27/2010
Plummer, David	\$50.00	05/27/2010
Purchase, Donna	\$100.00	05/27/2010

**DISCLAIMER:** The information presented in the 2011 Biennial Report was taken directly from reports of receipts and expenditures filed by the candidates and political committees; afterward formatted into the applicable graphs and charts.

Ward 6 Democrats		Detailed Contributions by Donor Type	
Contributor Name	Amount	Date of Receipt	
<b>Individual</b>			
Russell, Antonette	\$200.00	05/27/2010	
Smalls, Betty	\$100.00	05/24/2010	
Steinman, Mike & Linda	\$100.00	05/27/2010	
Thompson, Juan	\$50.00	05/27/2010	
Unger, Genee	\$50.00	05/27/2010	
Ware, DeLeon	\$100.00	05/27/2010	
Warren-Jones, Monica	\$50.00	05/27/2010	
Wells, Tommy	\$575.00	05/27/2010	
Westbrook, Richard	\$50.00	05/27/2010	
White, Dorinda	\$50.00	05/27/2010	
White, Sheila	\$100.00	07/16/2010	
Williams, Raymond	\$250.00	05/27/2010	
Wise, William	\$50.00	05/27/2010	
Wolf, Richard	\$100.00	05/27/2010	
	<b>Subtotal</b>	<b>\$4,075.00</b>	
	<b>Percentage of Total Contributions</b>	<b>56.40%</b>	

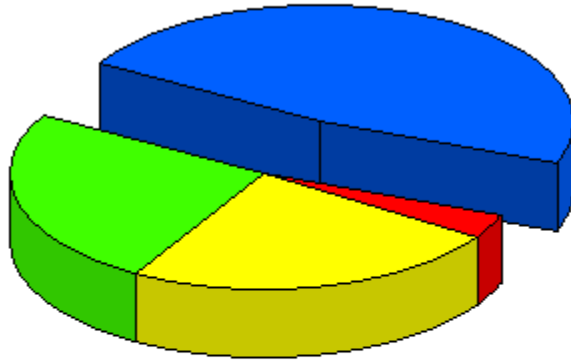
Ward 6 Democrats		Detailed Contributions by Donor Type	
Contributor Name	Amount	Date of Receipt	
<b>Legacy Dinner</b>			
DC Access, LLC	\$100.00	05/17/2010	
	<b>Subtotal</b>	<b>\$100.00</b>	
	<b>Percentage of Total Contributions</b>	<b>1.38%</b>	

Ward 6 Democrats		Detailed Contributions by Donor Type	
Contributor Name	Amount	Date of Receipt	
<b>PAC</b>			
Citizens for Eleanor Holmes-Norton	\$500.00	05/10/2010	
Fenty 2010	\$850.00	05/03/2010	
Kelvin Robinson for Dc Council	\$500.00	05/27/2010	
Kwame for Chair	\$500.00	05/13/2010	
	<b>Subtotal</b>	<b>\$2,350.00</b>	
	<b>Percentage of Total Contributions</b>	<b>32.53%</b>	
	<b>Total</b>	<b>\$7,225.00</b>	

**DISCLAIMER:** The information presented in the 2011 Biennial Report was taken directly from reports of receipts and expenditures filed by the candidates and political committees; afterward formatted into the applicable graphs and charts.

**DC OFFICE OF CAMPAIGN FINANCE**  
**2011 Biennial Report - Political Action Committees**

**Summary of Contributions by Amount for  
Ward 6 Democrats**



Contributions Greater than or equal to \$500 but less than \$1000	47.4%
Contributions Greater than or equal to \$250 but less than \$500	3.5%
Contributions Greater than or equal to \$100 but less than \$250	24.2%
Contributions Less than \$100	24.9%
<b>Total:</b>	<b>100.0%</b>

Note: This Graph depicts the summary of the contributions dollar amount reported by the Ward 6 Democrats Principal Campaign Committee

The contributions are presented in percentage terms in dollar amount, by the size of the contribution, including contribution greater than \$2000; contributions greater than or equal to \$1000 but less than or equal to \$2000; contributions greater than or equal to \$500 but less than or equal to \$1000; contributions greater than or equal to \$250 but less than or equal to \$500; contributions greater than or equal to \$100 but less than or equal to \$250; and contributions less than \$100.

**DISCLAIMER:** The information presented in the 2011 Biennial Report was taken directly from reports of receipts and expenditures filed by the candidates and political committees; afterward formatted into the applicable graphs and charts.

## Summary of Contributions by Amount for Ward 6 Democrats

Denomination Type	Amount Received
Contributions greater than or equal to \$500 but less than \$1000	\$3,425.00
Contributions greater than or equal to \$250 but less than \$500	\$250.00
Contributions greater than or equal to \$100 but less than \$250	\$1,750.00
Contributions less than \$100	\$1,800.00
<b>Grand Total</b>	<b>\$7,225.00</b>

**DISCLAIMER:** The information presented in the 2011 Biennial Report was taken directly from reports of receipts and expenditures filed by the candidates and political committees; afterward formatted into the applicable graphs and charts.

## Detailed Summary of Contributions by Amount for Ward 6 Democrats

Denomination Type	Name	Received
Contributions greater than or equal to \$500 but less than \$1000	Citizens for Eleanor Holmes-Norton	\$500.00
	Fenty 2010	\$850.00
	Kelvin Robinson for Dc Council	\$500.00
	Kwame for Chair	\$500.00
	Verizon	\$500.00
	Wells, Tommy	\$575.00
	<b>Total</b>	<b>\$3,425.00</b>
Contributions greater than or equal to \$250 but less than \$500	Williams, Raymond	\$250.00
	<b>Total</b>	<b>\$250.00</b>
Contributions greater than or equal to \$100 but less than \$250	Allen, Charles	\$100.00
	Cox, Marie	\$100.00
	DC Access, LLC	\$100.00
	Dixon, Mark	\$100.00
	Duckett, Ernest	\$100.00
	Friends of Melissa Rohan	\$100.00
	Love, Alice	\$100.00
	Medley, Sylvia	\$100.00
	Orange, Vincent	\$150.00
	Purchase, Donna	\$100.00
	Russell, Antonette	\$200.00
	Smalls, Betty	\$100.00
	Steinman, Mike & Linda	\$100.00
	Ware, DeLeon	\$100.00
	White, Sheila	\$100.00
	Wolf, Richard	\$100.00
<b>Total</b>	<b>\$1,750.00</b>	
Contributions less than \$100	Ambrose, Sharon	\$50.00
	Beshir, Lea	\$50.00
	Bond, Anita	\$50.00

**DISCLAIMER:** The information presented in the 2011 Biennial Report was taken directly from reports of receipts and expenditures filed by the candidates and political committees; afterward formatted into the applicable graphs and charts.

Contributions less than \$100	Brown, Michael	<b>\$50.00</b>
	C Levine and Associates	<b>\$50.00</b>
	Churchville, Lida	<b>\$50.00</b>
	Claire, Judith	<b>\$50.00</b>
	Clampitt, Adam	<b>\$50.00</b>
	Collins, Ronald	<b>\$50.00</b>
	Colodny, Don	<b>\$50.00</b>
	Dinan, Donald	<b>\$50.00</b>
	Edwards, Mark	<b>\$50.00</b>
	Edwards, Monte	<b>\$50.00</b>
	Francese, Margery	<b>\$50.00</b>
	Glover, Shirley	<b>\$50.00</b>
	Hameed, Reuben	<b>\$50.00</b>
	Hickman, Edith	<b>\$50.00</b>
	Kelley, Georgia	<b>\$50.00</b>
	McNearney, Joe	<b>\$50.00</b>
	Meadows, David	<b>\$50.00</b>
	Mintz, Carl	<b>\$50.00</b>
	Mitchell, Naomi	<b>\$50.00</b>
	Moore, Dorothy	<b>\$50.00</b>
	Okon, Theresa	<b>\$50.00</b>
	Panetta, Michael	<b>\$50.00</b>
	Passion for Fitness, LLC	<b>\$50.00</b>
	Petersen, Lisa	<b>\$50.00</b>
	Phillips-Gilbert, Sondra	<b>\$50.00</b>
	Pierce, Elizabeth	<b>\$50.00</b>
	Plummer, David	<b>\$50.00</b>
Thompson, Juan	<b>\$50.00</b>	
Unger, Genee	<b>\$50.00</b>	
Warren-Jones, Monica	<b>\$50.00</b>	
Westbrook, Richard	<b>\$50.00</b>	
White, Dorinda	<b>\$50.00</b>	

**DISCLAIMER:** The information presented in the 2011 Biennial Report was taken directly from reports of receipts and expenditures filed by the candidates and political committees; afterward formatted into the applicable graphs and charts.

Contributions less than \$100	Wise, William	<b>\$50.00</b>
	Total	<b>\$1,800.00</b>
<b>Grand Total</b>		<b>\$7,225.00</b>

**DISCLAIMER:** The information presented in the 2011 Biennial Report was taken directly from reports of receipts and expenditures filed by the candidates and political committees; afterward formatted into the applicable graphs and charts.

Contributor Name	Amount	Type of Contributor	Date of Receipt
------------------	--------	---------------------	-----------------

**Contributions Greater than or equal to \$500 but less than \$1000**

Citizens for Eleanor Holmes-Norton	\$500.00	PAC	05/10/2010
Fenty 2010	\$850.00	PAC	05/03/2010
Kelvin Robinson for Dc Council	\$500.00	PAC	05/27/2010
Kwame for Chair	\$500.00	PAC	05/13/2010
Verizon	\$500.00	Corporation	06/03/2010
Wells, Tommy	\$575.00	Individual	05/27/2010

**Subtotal** **\$3,425.00**

**Percentage of Total Contributions** **47.40%**

Contributor Name	Amount	Type of Contributor	Date of Receipt
------------------	--------	---------------------	-----------------

**Contributions Greater than or equal to \$250 but less than \$500**

Williams, Raymond	\$250.00	Individual	05/27/2010
-------------------	----------	------------	------------

**Subtotal** **\$250.00**

**Percentage of Total Contributions** **3.46%**



Contributor Name	Amount	Type of Contributor	Date of Receipt
------------------	--------	---------------------	-----------------

**Contributions Greater than or equal to \$100 but less than \$250**

Allen, Charles	\$100.00	Individual	05/27/2010
Cox, Marie	\$100.00	Individual	05/25/2010
DC Access, LLC	\$100.00	Legacy Dinner	05/17/2010
Dixon, Mark	\$100.00	Individual	05/27/2010
Duckett, Ernest	\$100.00	Individual	05/27/2010
Friends of Melissa Rohan	\$100.00	Friends	05/27/2010
Love, Alice	\$100.00	Individual	05/27/2010
Medley, Sylvia	\$100.00	Individual	05/27/2010
Orange, Vincent	\$150.00	Individual	05/27/2010
Purchase, Donna	\$100.00	Individual	05/27/2010
Russell, Antonette	\$200.00	Individual	05/27/2010
Smalls, Betty	\$100.00	Individual	05/24/2010
Steinman, Mike & Linda	\$100.00	Individual	05/27/2010
Ware, DeLeon	\$100.00	Individual	05/27/2010
White, Sheila	\$100.00	Individual	07/16/2010
Wolf, Richard	\$100.00	Individual	05/27/2010

**Subtotal**

**\$1,750.00**

**Percentage of Total Contributions**

**24.22%**

**DISCLAIMER:** The information presented in the 2011 Biennial Report was taken directly from reports of receipts and expenditures filed by the candidates and political committees; afterward formatted into the applicable graphs and charts.

Contributor Name	Amount	Type of Contributor	Date of Receipt
------------------	--------	---------------------	-----------------

**Contributions Less than \$100**

Ambrose, Sharon	\$50.00	Individual	05/27/2010
Beshir, Lea	\$50.00	Individual	05/20/2010
Bond, Anita	\$50.00	Individual	07/16/2010
Brown, Michael	\$50.00	Individual	05/27/2010
C Levine and Associates	\$50.00	Business	05/21/2010
Churchville, Lida	\$50.00	Individual	05/27/2010
Claire, Judith	\$50.00	Individual	05/27/2010
Clampitt, Adam	\$50.00	Individual	05/27/2010
Collins, Ronald	\$50.00	Individual	05/27/2010
Colodny, Don	\$50.00	Individual	05/27/2010
Dinan, Donald	\$50.00	Individual	05/27/2010
Edwards, Mark	\$50.00	Individual	05/27/2010
Edwards, Monte	\$50.00	Individual	05/27/2010
Francese, Margery	\$50.00	Individual	05/27/2010
Glover, Shirley	\$50.00	Individual	05/06/2010
Hameed, Reuben	\$50.00	Individual	05/27/2010
Hickman, Edith	\$50.00	Individual	05/24/2010
Kelley, Georgia	\$50.00	Individual	05/27/2010
McNearney, Joe	\$50.00	Individual	05/27/2010
Meadows, David	\$50.00	Individual	05/27/2010
Mintz, Carl	\$50.00	Individual	05/27/2010
Mitchell, Naomi	\$50.00	Individual	05/27/2010
Moore, Dorothy	\$50.00	Individual	05/14/2010
Okon, Theresa	\$50.00	Individual	05/27/2010
Panetta, Michael	\$50.00	Individual	05/27/2010
Passion for Fitness, LLC	\$50.00	Business	07/16/2010
Petersen, Lisa	\$50.00	Individual	05/27/2010
Phillips-Gilbert, Sondra	\$50.00	Individual	05/27/2010
Pierce, Elizabeth	\$50.00	Individual	05/27/2010
Plummer, David	\$50.00	Individual	05/27/2010
Thompson, Juan	\$50.00	Individual	05/27/2010
Unger, Genee	\$50.00	Individual	05/27/2010
Warren-Jones, Monica	\$50.00	Individual	05/27/2010
Westbrook, Richard	\$50.00	Individual	05/27/2010

**DISCLAIMER:** The information presented in the 2011 Biennial Report was taken directly from reports of receipts and expenditures filed by the candidates and political committees; afterward formatted into the applicable graphs and charts.

Contributor Name	Amount	Type of Contributor	Date of Receipt
------------------	--------	---------------------	-----------------

**Contributions Less than \$100**

White, Dorinda	\$50.00	Individual	05/27/2010
Wise, William	\$50.00	Individual	05/27/2010

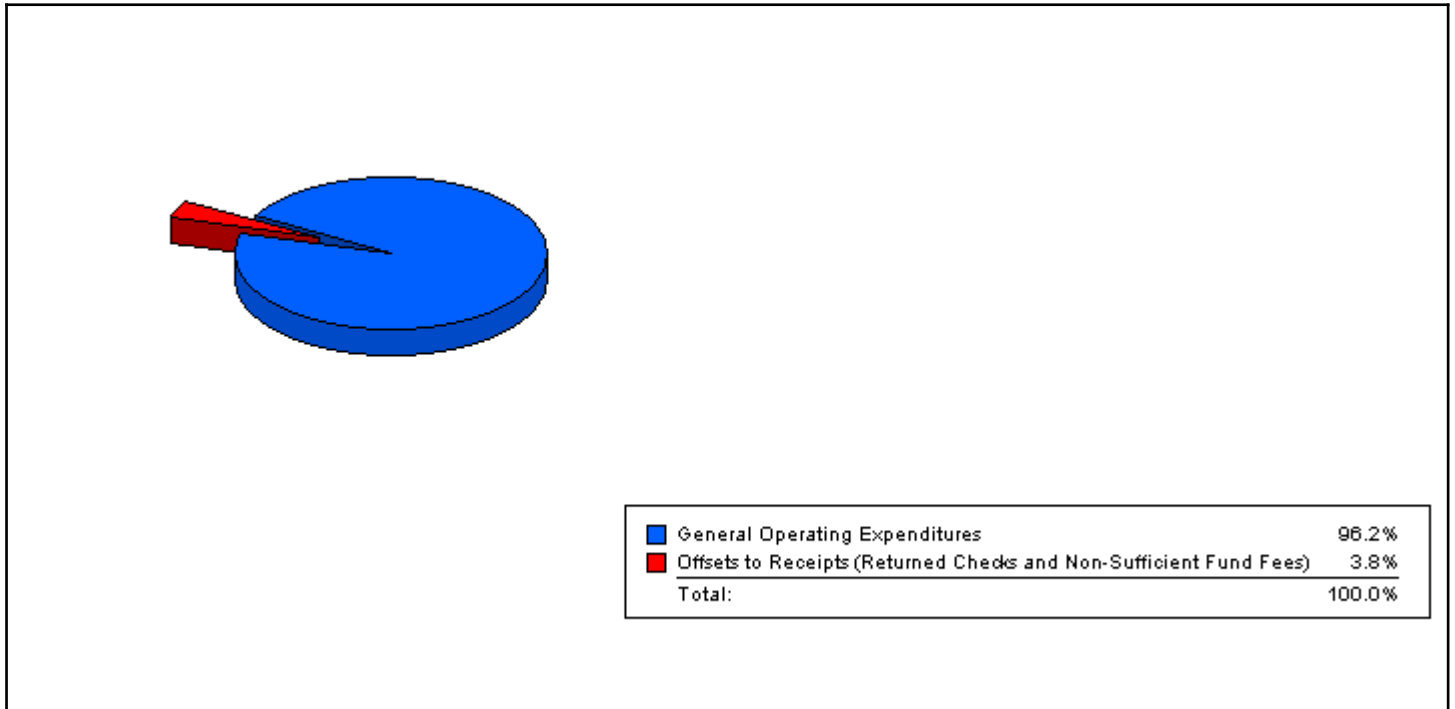
**Subtotal****\$1,800.00****Percentage of Total Contributions****24.91%****Total****\$7,225.00**

**DISCLAIMER:** The information presented in the 2011 Biennial Report was taken directly from reports of receipts and expenditures filed by the candidates and political committees; afterward formatted into the applicable graphs and charts.

# DC OFFICE OF CAMPAIGN FINANCE

## 2011 Biennial Report - Political Action Committees

### Summary of Expenditures by Purpose for Ward Eight Democrats, Inc.



Note: This Graph depicts the summary of the expenditures by purpose reported by Ward Eight Democrats, Inc..

The expenditures are presented in percentage terms by General Operating Expenditures, Transfers to Other Authorized Political Committees, Loan Repayments, Refunds of Contributions, Other Expenditures, and Offsets to Receipts

- General Operating Expenditures may include each expenditure made for Accounting Services, Advertising, Bank Fees, Campaign Events/Fund Raising, Campaign Materials and Supplies, Candidate Loan Re-payment, Catering/Refreshments, Computer Supplies/Equipment, Consulting Services, Equipment Purchases/Rental, In-Kind, Office Maintenance, Office Rental, Office Supplies/Furniture, Other Loan Repayment, Petty Cash, Polling/Mailing Lists, Postage/Shipping/Courier Rates, Printing/Copying, Salary/Stipend, Telephone/Communication, Trash/Poster Removal, Travel/Vehicle Expense, Utility Expense, and other Expenses.
- Transfers to other Authorized Political Committees.
- Loan Repayments.
- Refunds of Contributions may include each contribution Refund to Individuals, Organizations, Political Party Committees, and other Political Committees (PACs).
- Other Expenditures may include all expenditures other than the afore-mentioned, which may include Independent Expenditures made by persons expressly advocating the election or defeat of a clearly identified candidate, which are made without cooperation or consultation with any candidate and/or authorized committee and/or agent of the candidate; Donations to Charities, Churches, Political Committees, Scholarship and Statehood Funds; Payments to the Internal Revenue Service and for Fines; and Tickets to Events.
- Offsets to Receipts may include Refunds, Rebates, Returned Checks, Non-Sufficient Fund Fees, and other Offsets to Operating Expenditures.

**DISCLAIMER:** The information presented in the 2011 Biennial Report was taken directly from reports of receipts and expenditures filed by the candidates and political committees; afterward formatted into the applicable graphs and charts.

**Summary of Expenditures by Purpose for  
Ward Eight Democrats, Inc.**

<b>Purpose</b>	<b>Total Expenditure</b>
General Operating Expenditures	<b>\$12,514.47</b>
Offsets to Receipts (Returned Checks and Non-Sufficient Fund Fees)	<b>\$500.00</b>
<b>Grand Total</b>	<b>\$13,014.47</b>

**DISCLAIMER:** The information presented in the 2011 Biennial Report was taken directly from reports of receipts and expenditures filed by the candidates and political committees; afterward formatted into the applicable graphs and charts.

## General Operating Expenditures

<b>Purpose</b>	<b>Total Expenditures</b>
Campaign Materials	<b>\$387.76</b>
Catering/Refreshments	<b>\$9,490.11</b>
Consultant/Salary/Stipend	<b>\$350.00</b>
Phone Bill	<b>\$350.00</b>
Postage	<b>\$280.00</b>
Printing	<b>\$1,033.50</b>
Rental	<b>\$623.10</b>
<b>Total</b>	<b>\$12,514.47</b>

**DISCLAIMER:** The information presented in the 2011 Biennial Report was taken directly from reports of receipts and expenditures filed by the candidates and political committees; afterward formatted into the applicable graphs and charts.

**Detailed Summary of Expenditures by Purpose for  
Ward Eight Democrats, Inc.  
General Operating Expenditures**

<b>Purpose</b>	<b>Payee</b>	<b>Amount Spent</b>
Campaign Materials	Pannell, Philip	<b>\$387.76</b>
	<b>Total</b>	<b>\$387.76</b>
Catering/Refreshments	Allen, Sandy	<b>\$200.00</b>
	NSAW Catering & Conference	<b>\$5,500.00</b>
	Pannell, Philip	<b>\$164.37</b>
	Pannell, Phillip	<b>\$666.42</b>
	Pannell, Philp	<b>\$79.32</b>
	S & G Caterers	<b>\$2,100.00</b>
	S&G Caterers	<b>\$500.00</b>
	Ward 7 Democrats	<b>\$280.00</b>
	<b>Total</b>	<b>\$9,490.11</b>
Consultant/Salary/Stipend	Allen, Sandy	<b>\$300.00</b>
	Pannell, Phillip	<b>\$50.00</b>
	<b>Total</b>	<b>\$350.00</b>
Phone Bill	Gordon, Paul	<b>\$200.00</b>
	Pannell, Philip	<b>\$100.00</b>
	Pannell, Phillip	<b>\$50.00</b>
	<b>Total</b>	<b>\$350.00</b>
Postage	Postmaster Congress Heights	<b>\$140.00</b>
	US Postal Service	<b>\$140.00</b>
	<b>Total</b>	<b>\$280.00</b>
Printing	Joyce Scott	<b>\$1,033.50</b>
	<b>Total</b>	<b>\$1,033.50</b>
Rental	D.C. Treasurer (Philip Pannell)	<b>\$580.10</b>
	Postmaster	<b>\$43.00</b>
	<b>Total</b>	<b>\$623.10</b>
<b>Grand Total</b>		<b>\$12,514.47</b>

**DISCLAIMER:** The information presented in the 2011 Biennial Report was taken directly from reports of receipts and expenditures filed by the candidates and political committees; afterward formatted into the applicable graphs and charts.

**Detailed Summary of Expenditures by Purpose for  
Ward Eight Democrats, Inc.  
Offsets to Receipts (Returned Checks and Non-Sufficient Fund Fees)**

<b>Purpose</b>	<b>Payee</b>	<b>Amount Spent</b>
Returned Checks and Fees	Patterson, Jacque	<b>\$500.00</b>
	<b>Total</b>	<b>\$500.00</b>
<b>Grand Total</b>		<b>\$500.00</b>

**DISCLAIMER:** The information presented in the 2011 Biennial Report was taken directly from reports of receipts and expenditures filed by the candidates and political committees; afterward formatted into the applicable graphs and charts.



**GENERAL OPERATING EXPENDITURES**

Ward Eight Democrats, Inc.		Detailed Expenditures by Purpose	
Payee Name	Amount of Expenditure	Date of Expenditure	
<b>Campaign Materials</b>			
Pannell, Philip	\$387.76	09/25/2009	
<b>Catering/Refreshments</b>			
Allen, Sandy	\$200.00	04/23/2009	
NSAW Catering & Conference	\$5,500.00	07/20/2010	
Pannell, Philip	\$124.37	09/25/2009	
Pannell, Philip	\$40.00	08/15/2009	
Pannell, Phillip	\$600.00	09/25/2009	
Pannell, Phillip	\$46.42	02/01/2010	
Pannell, Phillip	\$20.00	02/01/2010	
Pannell, Philp	\$79.32	09/25/2009	
S & G Caterers	\$250.00	02/01/2010	
S & G Caterers	\$300.00	03/20/2010	
S & G Caterers	\$250.00	02/25/2009	
S & G Caterers	\$250.00	10/17/2009	
S & G Caterers	\$300.00	02/20/2010	
S & G Caterers	\$250.00	03/23/2009	
S & G Caterers	\$250.00	05/18/2009	
S & G Caterers	\$250.00	06/24/2009	
S&G Caterers	\$250.00	08/15/2009	
S&G Caterers	\$250.00	11/21/2009	
Ward 7 Democrats	\$280.00	04/27/2009	
<b>Consultant/Salary/Stipend</b>			
Allen, Sandy	\$300.00	06/03/2009	
Pannell, Phillip	\$50.00	03/25/2009	
<b>Phone Bill</b>			
Gordon, Paul	\$100.00	12/24/2009	
Gordon, Paul	\$100.00	02/01/2010	
Pannell, Philip	\$100.00	08/15/2009	
Pannell, Phillip	\$50.00	09/25/2009	
<b>Postage</b>			
Postmaster Congress Heights	\$140.00	07/17/2010	

**DISCLAIMER:** The information presented in the 2011 Biennial Report was taken directly from reports of receipts and expenditures filed by the candidates and political committees; afterward formatted into the applicable graphs and charts.

**GENERAL OPERATING EXPENDITURES**

Ward Eight Democrats, Inc.		Detailed Expenditures by Purpose	
Payee Name	Amount of Expenditure	Date of Expenditure	
US Postal Service	\$140.00	07/28/2009	
<b>Printing</b>			
Joyce Scott	\$1,033.50	07/12/2010	
<b>Rental</b>			
D.C. Treasurer (Philip Pannell)	\$580.10	09/25/2009	
Postmaster	\$43.00	02/05/2009	
	<b>Subtotal</b>	<b>\$12,514.47</b>	
	<b>Percentage of Total Expenditures</b>	<b>96.16%</b>	

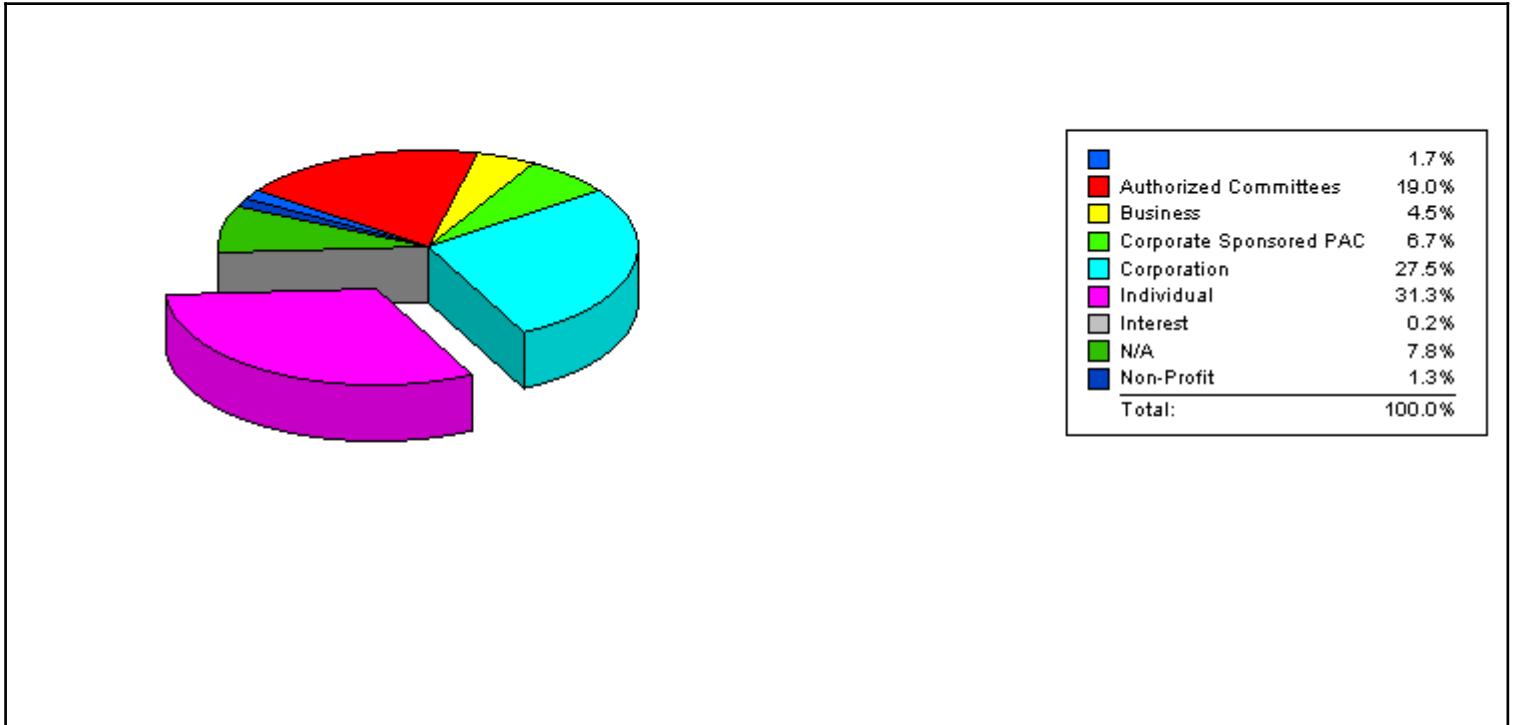
**OFFSETS TO RECEIPTS (RETURNED CHECKS AND NON-SUFFICIENT FUND FEES)**

Ward Eight Democrats, Inc.		Detailed Expenditures by Purpose	
Payee Name	Amount of Expenditure	Date of Expenditure	
<b>Returned Checks and Fees</b>			
Patterson, Jacque	\$500.00	07/15/2010	
	<b>Subtotal</b>	<b>\$500.00</b>	
	<b>Percentage of Total Expenditures</b>	<b>3.84%</b>	
	<b>Total</b>	<b>\$13,014.47</b>	

**DISCLAIMER:** The information presented in the 2011 Biennial Report was taken directly from reports of receipts and expenditures filed by the candidates and political committees; afterward formatted into the applicable graphs and charts.

**DC OFFICE OF CAMPAIGN FINANCE**  
**2011 Biennial Report - Political Action Committees**

**Summary of Contributions by Donor Type for  
Ward Eight Democrats, Inc.**



Note: This Graph depicts the summary of the contributions by donor categories reported by the Ward Eight Democrats, Inc. Principal Campaign Committee

The contributions are presented in percentage terms by donor categories, and may include each contribution received from Businesses, Corporations, Corporate Sponsored Political Action Committees, Individuals, Labor Sponsored Political Action Committees, Political Party Committees, Partnerships, and the Candidate. The summary may also note Other Receipts reported, such as Dividends, Interest, Refunds, and Rebates.

**DISCLAIMER:** The information presented in the 2011 Biennial Report was taken directly from reports of receipts and expenditures filed by the candidates and political committees; afterward formatted into the applicable graphs and charts.

## Summary of Contributions by Donor Type for Ward Eight Democrats, Inc.

Donor Type	Received
	\$250.00
Authorized Committees	\$2,855.00
Business	\$670.00
Corporate Sponsored PAC	\$1,000.00
Corporation	\$4,135.00
Individual	\$4,710.00
Interest	\$35.86
N/A	\$1,175.00
Non-Profit	\$200.00
<b>Grand Total</b>	<b>\$15,030.86</b>

**DISCLAIMER:** The information presented in the 2011 Biennial Report was taken directly from reports of receipts and expenditures filed by the candidates and political committees; afterward formatted into the applicable graphs and charts.

**Detailed Summary of Contributions by Donor Type for  
Ward Eight Democrats, Inc.**

<b>Donor Type</b>	<b>Name</b>	<b>Received</b>
	Citizens for Eleanor Holmes Norton	<b>\$250.00</b>
	<b>Total</b>	<b>\$250.00</b>
Authorized Committees	Citizens for Eleanor Holmes Norton	<b>\$1,500.00</b>
	Clark Ray for Council-2010	<b>\$730.00</b>
	Hendelson for Council 2010	<b>\$125.00</b>
	Kwame for Chair	<b>\$500.00</b>
	<b>Total</b>	<b>\$2,855.00</b>
Business	Gods Creation Landscaping	<b>\$125.00</b>
	Lavar Gray Construction	<b>\$325.00</b>
	Smith Information Security	<b>\$220.00</b>
	<b>Total</b>	<b>\$670.00</b>
Corporate Sponsored PAC	Verizon Communications, Inc. Wash. D.C. PAC	<b>\$1,000.00</b>
	<b>Total</b>	<b>\$1,000.00</b>
Corporation	ADA Inc.	<b>\$160.00</b>
	Anacostia River Reality, LLC	<b>\$25.00</b>
	Kids Are US Learning Center, Inc.	<b>\$750.00</b>
	Kids Areus Learning Center, INC	<b>\$1,000.00</b>
	OCTA Corporation Group	<b>\$500.00</b>
	Park Southern Neighborhood Corp.	<b>\$450.00</b>
	Perry Associates, PLLC	<b>\$250.00</b>
	Verizon	<b>\$1,000.00</b>
	<b>Total</b>	<b>\$4,135.00</b>
Individual	Allen, Sandy	<b>\$100.00</b>
	Brown, Dionne	<b>\$50.00</b>
	Brown, William	<b>\$50.00</b>
	Buckley, Mary	<b>\$50.00</b>
	Bunn, Sheila	<b>\$50.00</b>
	Copeland, Angela	<b>\$50.00</b>
	Copeland, Anoela	<b>\$100.00</b>

**DISCLAIMER:** The information presented in the 2011 Biennial Report was taken directly from reports of receipts and expenditures filed by the candidates and political committees; afterward formatted into the applicable graphs and charts.

Individual	Gantt, Joe	\$50.00	
	Hair, Barbara	\$100.00	
	Hanchett, Hanon	\$25.00	
	Hill, Catherine	\$50.00	
	Hudson, Charles	\$100.00	
	Kelly, Theresa	\$500.00	
	Lockridge, Wanda	\$500.00	
	Manchett, Manon	\$500.00	
	Motley, Reverend Anthony	\$100.00	
	Palmer, Pho	\$275.00	
	Patterson, Jacque	\$500.00	
	Rosenstein, Peter	\$100.00	
	Ross, Darryl	\$360.00	
	Scott, Rowena	\$1,000.00	
	Warren, Kim	\$50.00	
	Wilson, Charles	\$50.00	
	<b>Total</b>	<b>\$4,710.00</b>	
Interest	Chevy Chase Bank	\$35.86	
		<b>Total</b>	<b>\$35.86</b>
N/A	Chairman Vincent Gray Constituent Service Fun	\$500.00	
	The Michael Brown Community Fund	\$175.00	
	Ward 8 Constituent Services Fund	\$500.00	
		<b>Total</b>	<b>\$1,175.00</b>
Non-Profit	ADA, Inc.	\$200.00	
		<b>Total</b>	<b>\$200.00</b>
		<b>Grand Total</b>	<b>\$15,030.86</b>

**DISCLAIMER:** The information presented in the 2011 Biennial Report was taken directly from reports of receipts and expenditures filed by the candidates and political committees; afterward formatted into the applicable graphs and charts.

Ward Eight Democrats, Inc.		Detailed Contributions by Donor Type	
Contributor Name	Amount	Date of Receipt	
Citizens for Eleanor Holmes Norton	\$250.00	10/10/2009	
<b>Subtotal</b>		<b>\$250.00</b>	
<b>Percentage of Total Contributions</b>		<b>1.66%</b>	

Ward Eight Democrats, Inc.		Detailed Contributions by Donor Type	
Contributor Name	Amount	Date of Receipt	
<b>Authorized Committees</b>			
Citizens for Eleanor Holmes Norton	\$1,000.00	07/12/2010	
Citizens for Eleanor Holmes Norton	\$500.00	07/12/2010	
Clark Ray for Council-2010	\$500.00	07/12/2010	
Clark Ray for Council-2010	\$150.00	07/12/2010	
Clark Ray for Council-2010	\$80.00	07/19/2010	
Hendelson for Council 2010	\$125.00	07/19/2010	
Kwame for Chair	\$500.00	07/12/2010	
<b>Subtotal</b>		<b>\$2,855.00</b>	
<b>Percentage of Total Contributions</b>		<b>18.99%</b>	

Ward Eight Democrats, Inc.		Detailed Contributions by Donor Type	
Contributor Name	Amount	Date of Receipt	
<b>Business</b>			
Gods Creation Landscaping	\$125.00	07/19/2010	
Lavar Gray Construction	\$200.00	07/12/2010	
Lavar Gray Construction	\$125.00	07/19/2010	
Smith Information Security	\$220.00	07/19/2010	
<b>Subtotal</b>		<b>\$670.00</b>	
<b>Percentage of Total Contributions</b>		<b>4.46%</b>	

Ward Eight Democrats, Inc.		Detailed Contributions by Donor Type	
Contributor Name	Amount	Date of Receipt	
<b>Corporate Sponsored PAC</b>			
Verizon Communications, Inc. Wash. D.C. PAC	\$1,000.00	09/20/2009	
<b>Subtotal</b>		<b>\$1,000.00</b>	
<b>Percentage of Total Contributions</b>		<b>6.65%</b>	

**DISCLAIMER:** The information presented in the 2011 Biennial Report was taken directly from reports of receipts and expenditures filed by the candidates and political committees; afterward formatted into the applicable graphs and charts.

Contributor Name	Amount	Date of Receipt
<b>Corporation</b>		
ADA Inc.	\$80.00	07/19/2010
ADA Inc.	\$80.00	07/19/2010
Anacostia River Realty, LLC	\$25.00	07/28/2010
Kids Are US Learning Center, Inc.	\$500.00	07/12/2010
Kids Are US Learning Center, Inc.	\$250.00	07/19/2010
Kids Areus Learning Center, INC	\$1,000.00	07/12/2010
OCTA Corporation Group	\$500.00	07/28/2010
Park Southern Neighborhood Corp.	\$200.00	07/12/2010
Park Southern Neighborhood Corp.	\$250.00	07/19/2010
Perry Associates, PLLC	\$250.00	07/19/2010
Verizon	\$500.00	02/02/2009
Verizon	\$500.00	02/01/2010
	<b>Subtotal</b>	
	<b>\$4,135.00</b>	
	<b>Percentage of Total Contributions</b>	
	<b>27.51%</b>	

**DISCLAIMER:** The information presented in the 2011 Biennial Report was taken directly from reports of receipts and expenditures filed by the candidates and political committees; afterward formatted into the applicable graphs and charts.



Contributor Name	Amount	Date of Receipt
<b>Individual</b>		
Allen, Sandy	\$100.00	09/20/2009
Brown, Dionne	\$50.00	09/20/2009
Brown, William	\$50.00	07/28/2010
Buckley, Mary	\$50.00	09/20/2009
Bunn, Sheila	\$50.00	09/20/2009
Copeland, Angela	\$50.00	05/17/2010
Copeland, Anoela	\$100.00	07/19/2010
Gantt, Joe	\$50.00	07/28/2010
Hair, Barbara	\$100.00	03/23/2009
Hanchett, Hanon	\$25.00	05/17/2010
Hill, Catherine	\$50.00	07/28/2010
Hudson, Charles	\$100.00	09/20/2009
Kelly, Theresa	\$500.00	07/19/2010
Lockridge, Wanda	\$500.00	06/21/2010
Manchett, Manon	\$500.00	06/21/2010
Motley, Reverend Anthony	\$100.00	07/28/2010
Palmer, Pho	\$150.00	07/19/2010
Palmer, Pho	\$100.00	07/28/2010
Palmer, Pho	\$25.00	07/28/2010
Patterson, Jacque	\$500.00	07/12/2010
Rosenstein, Peter	\$100.00	09/20/2009
Ross, Darryl	\$100.00	09/20/2009
Ross, Darryl	\$200.00	07/12/2010
Ross, Darryl	\$60.00	07/28/2010
Scott, Rowena	\$1,000.00	07/19/2010
Warren, Kim	\$50.00	07/28/2010
Wilson, Charles	\$50.00	07/19/2010
	<b>Subtotal</b>	
	<b>\$4,710.00</b>	
	<b>Percentage of Total Contributions</b>	
	<b>31.34%</b>	

**DISCLAIMER:** The information presented in the 2011 Biennial Report was taken directly from reports of receipts and expenditures filed by the candidates and political committees; afterward formatted into the applicable graphs and charts.

Ward Eight Democrats, Inc.		Detailed Contributions by Donor Type
----------------------------	--	--------------------------------------

Contributor Name	Amount	Date of Receipt
------------------	--------	-----------------

**Interest**

Chevy Chase Bank	\$33.07	02/01/2010
Chevy Chase Bank	\$2.79	06/11/2010

**Subtotal** **\$35.86**

**Percentage of Total Contributions** **0.24%**

Ward Eight Democrats, Inc.		Detailed Contributions by Donor Type
----------------------------	--	--------------------------------------

Contributor Name	Amount	Date of Receipt
------------------	--------	-----------------

**N/A**

Chairman Vincent Gray Constituent Service Fun	\$500.00	07/19/2010
The Michael Brown Community Fund	\$75.00	07/28/2010
The Michael Brown Community Fund	\$100.00	07/28/2010
Ward 8 Constituent Services Fund	\$500.00	07/12/2010

**Subtotal** **\$1,175.00**

**Percentage of Total Contributions** **7.82%**

Ward Eight Democrats, Inc.		Detailed Contributions by Donor Type
----------------------------	--	--------------------------------------

Contributor Name	Amount	Date of Receipt
------------------	--------	-----------------

**Non-Profit**

ADA, Inc.	\$200.00	09/20/2009
-----------	----------	------------

**Subtotal** **\$200.00**

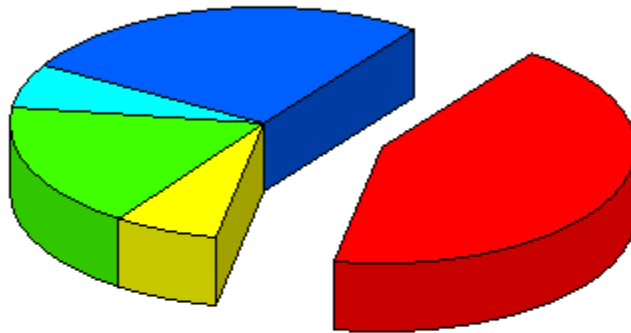
**Percentage of Total Contributions** **1.33%**

**Total** **\$15,030.86**

**DISCLAIMER:** The information presented in the 2011 Biennial Report was taken directly from reports of receipts and expenditures filed by the candidates and political committees; afterward formatted into the applicable graphs and charts.

**DC OFFICE OF CAMPAIGN FINANCE**  
**2011 Biennial Report - Political Action Committees**

**Summary of Contributions by Amount for  
Ward Eight Democrats, Inc.**



Contributions greater or equal to \$1000 but less or equal to \$2000	26.6%
Contributions Greater than or equal to \$500 but less than \$1000	43.2%
Contributions Greater than or equal to \$250 but less than \$500	6.7%
Contributions Greater than or equal to \$100 but less than \$250	17.3%
Contributions Less than \$100	6.2%
Total:	100.0%

Note: This Graph depicts the summary of the contributions dollar amount reported by the Ward Eight Democrats, Inc. Principal Campaign Committee

The contributions are presented in percentage terms in dollar amount, by the size of the contribution, including contribution greater than \$2000; contributions greater than or equal to \$1000 but less than or equal to \$2000; contributions greater than or equal to \$500 but less than or equal to \$1000; contributions greater than or equal to \$250 but less than or equal to \$500; contributions greater than or equal to \$100 but less than or equal to \$250; and contributions less than \$100.

**DISCLAIMER:** The information presented in the 2011 Biennial Report was taken directly from reports of receipts and expenditures filed by the candidates and political committees; afterward formatted into the applicable graphs and charts.

**Summary of Contributions by Amount for  
Ward Eight Democrats, Inc.**

<b>Denomination Type</b>	<b>Amount Received</b>
Contributions greater or equal to \$1000 but less or equal to \$2000	<b>\$4,000.00</b>
Contributions greater than or equal to \$500 but less than \$1000	<b>\$6,500.00</b>
Contributions greater than or equal to \$250 but less than \$500	<b>\$1,000.00</b>
Contributions greater than or equal to \$100 but less than \$250	<b>\$2,595.00</b>
Contributions less than \$100	<b>\$935.86</b>
<b>Grand Total</b>	<b>\$15,030.86</b>

**DISCLAIMER:** The information presented in the 2011 Biennial Report was taken directly from reports of receipts and expenditures filed by the candidates and political committees; afterward formatted into the applicable graphs and charts.

## Detailed Summary of Contributions by Amount for Ward Eight Democrats, Inc.

Denomination Type	Name	Received
Contributions greater or equal to \$1000 but less or equal to \$2000	Citizens for Eleanor Holmes Norton	\$1,000.00
	Kids Areus Learning Center, INC	\$1,000.00
	Scott, Rowena	\$1,000.00
	Verizon Communications, Inc. Wash. D.C. PAC	\$1,000.00
	Total	\$4,000.00
Contributions greater than or equal to \$500 but less than \$1000	Chairman Vincent Gray Constituent Service Fu	\$500.00
	Citizens for Eleanor Holmes Norton	\$500.00
	Clark Ray for Council-2010	\$500.00
	Kelly, Theresa	\$500.00
	Kids Are US Learning Center, Inc.	\$500.00
	Kwame for Chair	\$500.00
	Lockridge, Wanda	\$500.00
	Manchett, Manon	\$500.00
	OCTA Corporation Group	\$500.00
	Patterson, Jacque	\$500.00
	Verizon	\$500.00
	Verizon	\$500.00
	Ward 8 Constituent Services Fund	\$500.00
	Total	\$6,500.00
Contributions greater than or equal to \$250 but less than \$500	Citizens for Eleanor Holmes Norton	\$250.00
	Kids Are US Learning Center, Inc.	\$250.00
	Park Southern Neighborhood Corp.	\$250.00
	Perry Associates, PLLC	\$250.00
	Total	\$1,000.00
Contributions greater than or equal to \$100 but less than \$250	ADA, Inc.	\$200.00
	Allen, Sandy	\$100.00
	Clark Ray for Council-2010	\$150.00
	Copeland, Anoela	\$100.00
	Gods Creation Landscaping	\$125.00

**DISCLAIMER:** The information presented in the 2011 Biennial Report was taken directly from reports of receipts and expenditures filed by the candidates and political committees; afterward formatted into the applicable graphs and charts.

Contributions greater than or equal to \$100 but less than \$250	Hair, Barbara	<b>\$100.00</b>
	Hendelson for Council 2010	<b>\$125.00</b>
	Hudson, Charles	<b>\$100.00</b>
	Lavar Gray Construction	<b>\$125.00</b>
	Lavar Gray Construction	<b>\$200.00</b>
	Motley, Reverend Anthony	<b>\$100.00</b>
	Palmer, Pho	<b>\$150.00</b>
	Palmer, Pho	<b>\$100.00</b>
	Park Southern Neighborhood Corp.	<b>\$200.00</b>
	Rosenstein, Peter	<b>\$100.00</b>
	Ross, Darryl	<b>\$100.00</b>
	Ross, Darryl	<b>\$200.00</b>
	Smith Information Security	<b>\$220.00</b>
	The Michael Brown Community Fund	<b>\$100.00</b>
<b>Total</b>	<b>\$2,595.00</b>	
Contributions less than \$100	ADA Inc.	<b>\$80.00</b>
	ADA Inc.	<b>\$80.00</b>
	Anacostia RIVER Realty, LLC	<b>\$25.00</b>
	Brown, Dionne	<b>\$50.00</b>
	Brown, William	<b>\$50.00</b>
	Buckley, Mary	<b>\$50.00</b>
	Bunn, Sheila	<b>\$50.00</b>
	Chevy Chase Bank	<b>\$33.07</b>
	Chevy Chase Bank	<b>\$2.79</b>
	Clark Ray for Council-2010	<b>\$80.00</b>
	Copeland, Angela	<b>\$50.00</b>
	Gantt, Joe	<b>\$50.00</b>
	Hanchett, Hanon	<b>\$25.00</b>
	Hill, Catherine	<b>\$50.00</b>
	Palmer, Pho	<b>\$25.00</b>
	Ross, Darryl	<b>\$60.00</b>
	The Michael Brown Community Fund	<b>\$75.00</b>

**DISCLAIMER:** The information presented in the 2011 Biennial Report was taken directly from reports of receipts and expenditures filed by the candidates and political committees; afterward formatted into the applicable graphs and charts.

Contributions less than \$100	Warren, Kim	\$50.00
	Wilson, Charles	\$50.00
	Total	\$935.86
<b>Grand Total</b>		<b>\$15,030.86</b>

**DISCLAIMER:** The information presented in the 2011 Biennial Report was taken directly from reports of receipts and expenditures filed by the candidates and political committees; afterward formatted into the applicable graphs and charts.

Contributor Name	Amount	Type of Contributor	Date of Receipt
------------------	--------	---------------------	-----------------

**Contributions greater or equal to \$1000 but less or equal to \$2000**

Citizens for Eleanor Holmes Norton	\$1,000.00	Authorized Committees	07/12/2010
Kids Areus Learning Center, INC	\$1,000.00	Corporation	07/12/2010
Scott, Rowena	\$1,000.00	Individual	07/19/2010
Verizon Communications, Inc. Wash. D.C. PAC	\$1,000.00	Corporate Sponsored PAC	09/20/2009

**Subtotal** **\$4,000.00**

**Percentage of Total Contributions** **26.61%**

Contributor Name	Amount	Type of Contributor	Date of Receipt
------------------	--------	---------------------	-----------------

**Contributions Greater than or equal to \$500 but less than \$1000**

Chairman Vincent Gray Constituent Service Fun	\$500.00	N/A	07/19/2010
Citizens for Eleanor Holmes Norton	\$500.00	Authorized Committees	07/12/2010
Clark Ray for Council-2010	\$500.00	Authorized Committees	07/12/2010
Kelly, Theresa	\$500.00	Individual	07/19/2010
Kids Are US Learning Center, Inc.	\$500.00	Corporation	07/12/2010
Kwame for Chair	\$500.00	Authorized Committees	07/12/2010
Lockridge, Wanda	\$500.00	Individual	06/21/2010
Manchett, Manon	\$500.00	Individual	06/21/2010
OCTA Corporation Group	\$500.00	Corporation	07/28/2010
Patterson, Jacque	\$500.00	Individual	07/12/2010
Verizon	\$500.00	Corporation	02/02/2009
Verizon	\$500.00	Corporation	02/01/2010
Ward 8 Constituent Services Fund	\$500.00	N/A	07/12/2010

**Subtotal** **\$6,500.00**

**Percentage of Total Contributions** **43.24%**

Contributor Name	Amount	Type of Contributor	Date of Receipt
------------------	--------	---------------------	-----------------

**Contributions Greater than or equal to \$250 but less than \$500**

Citizens for Eleanor Holmes Norton	\$250.00		10/10/2009
Kids Are US Learning Center, Inc.	\$250.00	Corporation	07/19/2010
Park Southern Neighborhood Corp.	\$250.00	Corporation	07/19/2010
Perry Associates, PLLC	\$250.00	Corporation	07/19/2010

**Subtotal** **\$1,000.00**

**Percentage of Total Contributions** **6.65%**

**DISCLAIMER:** The information presented in the 2011 Biennial Report was taken directly from reports of receipts and expenditures filed by the candidates and political committees; afterward formatted into the applicable graphs and charts.



Contributor Name	Amount	Type of Contributor	Date of Receipt
<b>Contributions Greater than or equal to \$100 but less than \$250</b>			
ADA, Inc.	\$200.00	Non-Profit	09/20/2009
Allen, Sandy	\$100.00	Individual	09/20/2009
Clark Ray for Council-2010	\$150.00	Authorized Committees	07/12/2010
Copeland, Anoela	\$100.00	Individual	07/19/2010
Gods Creation Landscaping	\$125.00	Business	07/19/2010
Hair, Barbara	\$100.00	Individual	03/23/2009
Hendelson for Council 2010	\$125.00	Authorized Committees	07/19/2010
Hudson, Charles	\$100.00	Individual	09/20/2009
Lavar Gray Construction	\$200.00	Business	07/12/2010
Lavar Gray Construction	\$125.00	Business	07/19/2010
Motley, Reverend Anthony	\$100.00	Individual	07/28/2010
Palmer, Pho	\$150.00	Individual	07/19/2010
Palmer, Pho	\$100.00	Individual	07/28/2010
Park Southern Neighborhood Corp.	\$200.00	Corporation	07/12/2010
Rosenstein, Peter	\$100.00	Individual	09/20/2009
Ross, Darryl	\$100.00	Individual	09/20/2009
Ross, Darryl	\$200.00	Individual	07/12/2010
Smith Information Security	\$220.00	Business	07/19/2010
The Michael Brown Community Fund	\$100.00	N/A	07/28/2010
	<b>Subtotal</b>		
		<b>\$2,595.00</b>	
	<b>Percentage of Total Contributions</b>		
		<b>17.26%</b>	

**DISCLAIMER:** The information presented in the 2011 Biennial Report was taken directly from reports of receipts and expenditures filed by the candidates and political committees; afterward formatted into the applicable graphs and charts.

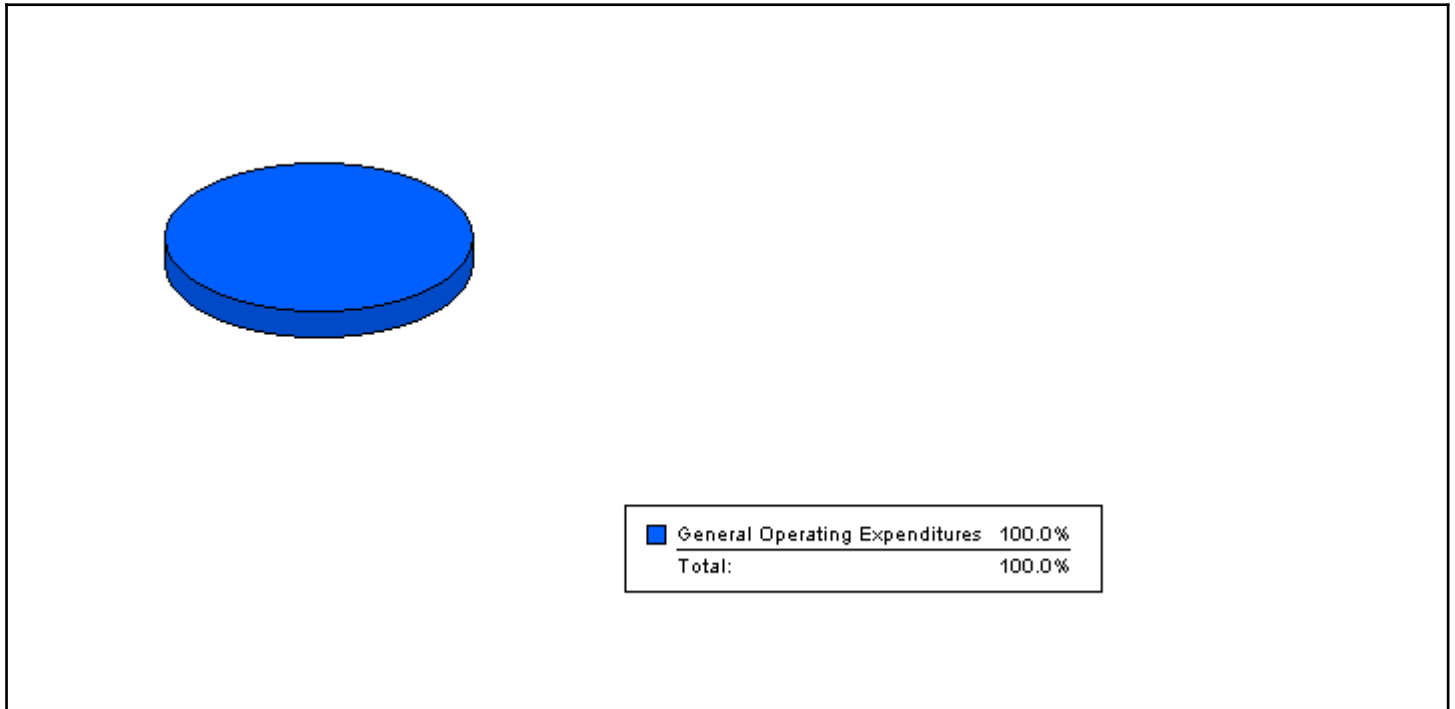
Contributor Name	Amount	Type of Contributor	Date of Receipt
<b>Contributions Less than \$100</b>			
ADA Inc.	\$80.00	Corporation	07/19/2010
ADA Inc.	\$80.00	Corporation	07/19/2010
Anacostia River Reality, LLC	\$25.00	Corporation	07/28/2010
Brown, Dionne	\$50.00	Individual	09/20/2009
Brown, William	\$50.00	Individual	07/28/2010
Buckley, Mary	\$50.00	Individual	09/20/2009
Bunn, Sheila	\$50.00	Individual	09/20/2009
Chevy Chase Bank	\$33.07	Interest	02/01/2010
Chevy Chase Bank	\$2.79	Interest	06/11/2010
Clark Ray for Council-2010	\$80.00	Authorized Committees	07/19/2010
Copeland, Angela	\$50.00	Individual	05/17/2010
Gantt, Joe	\$50.00	Individual	07/28/2010
Hanchett, Hanon	\$25.00	Individual	05/17/2010
Hill, Catherine	\$50.00	Individual	07/28/2010
Palmer, Pho	\$25.00	Individual	07/28/2010
Ross, Darryl	\$60.00	Individual	07/28/2010
The Michael Brown Community Fund	\$75.00	N/A	07/28/2010
Warren, Kim	\$50.00	Individual	07/28/2010
Wilson, Charles	\$50.00	Individual	07/19/2010
<b>Subtotal</b>	<b>\$935.86</b>		
<b>Percentage of Total Contributions</b>	<b>6.23%</b>		
<b>Total</b>	<b>\$15,030.86</b>		

**DISCLAIMER:** The information presented in the 2011 Biennial Report was taken directly from reports of receipts and expenditures filed by the candidates and political committees; afterward formatted into the applicable graphs and charts.

# DC OFFICE OF CAMPAIGN FINANCE

## 2011 Biennial Report - Political Action Committees

### Summary of Expenditures by Purpose for Ward Seven Democrats



Note: This Graph depicts the summary of the expenditures by purpose reported by Ward Seven Democrats.

The expenditures are presented in percentage terms by General Operating Expenditures, Transfers to Other Authorized Political Committees, Loan Repayments, Refunds of Contributions, Other Expenditures, and Offsets to Receipts

- General Operating Expenditures may include each expenditure made for Accounting Services, Advertising, Bank Fees, Campaign Events/Fund Raising, Campaign Materials and Supplies, Candidate Loan Re-payment, Catering/Refreshments, Computer Supplies/Equipment, Consulting Services, Equipment Purchases/Rental, In-Kind, Office Maintenance, Office Rental, Office Supplies/Furniture, Other Loan Repayment, Petty Cash, Polling/Mailing Lists, Postage/Shipping/Courier Rates, Printing/Copying, Salary/Stipend, Telephone/Communication, Trash/Poster Removal, Travel/Vehicle Expense, Utility Expense, and other Expenses.
- Transfers to other Authorized Political Committees.
- Loan Repayments.
- Refunds of Contributions may include each contribution Refund to Individuals, Organizations, Political Party Committees, and other Political Committees (PACs).
- Other Expenditures may include all expenditures other than the afore-mentioned, which may include Independent Expenditures made by persons expressly advocating the election or defeat of a clearly identified candidate, which are made without cooperation or consultation with any candidate and/or authorized committee and/or agent of the candidate; Donations to Charities, Churches, Political Committees, Scholarship and Statehood Funds; Payments to the Internal Revenue Service and for Fines; and Tickets to Events.
- Offsets to Receipts may include Refunds, Rebates, Returned Checks, Non-Sufficient Fund Fees, and other Offsets to Operating Expenditures.

**DISCLAIMER:** The information presented in the 2011 Biennial Report was taken directly from reports of receipts and expenditures filed by the candidates and political committees; afterward formatted into the applicable graphs and charts.

**Summary of Expenditures by Purpose for  
Ward Seven Democrats**

<b>Purpose</b>	<b>Total Expenditure</b>
General Operating Expenditures	\$51,830.51
<b>Grand Total</b>	<b>\$51,830.51</b>

**DISCLAIMER:** The information presented in the 2011 Biennial Report was taken directly from reports of receipts and expenditures filed by the candidates and political committees; afterward formatted into the applicable graphs and charts.

## General Operating Expenditures

<b>Purpose</b>	<b>Total Expenditures</b>
Advertising	<b>\$2,097.60</b>
Bank Fees	<b>\$59.90</b>
Catering/Refreshments	<b>\$9,119.69</b>
Computer Expenses	<b>\$750.00</b>
Consultant/Salary/Stipend	<b>\$1,200.00</b>
Fund-raiser	<b>\$33,403.69</b>
Phone Bill	<b>\$348.53</b>
Postage	<b>\$1,464.07</b>
Printing	<b>\$66.43</b>
Rental	<b>\$1,562.20</b>
Supplies	<b>\$1,758.40</b>
<b>Total</b>	<b>\$51,830.51</b>

**DISCLAIMER:** The information presented in the 2011 Biennial Report was taken directly from reports of receipts and expenditures filed by the candidates and political committees; afterward formatted into the applicable graphs and charts.

**Detailed Summary of Expenditures by Purpose for  
Ward Seven Democrats  
General Operating Expenditures**

<b>Purpose</b>	<b>Payee</b>	<b>Amount Spent</b>
Advertising	Champion Trophies	<b>\$97.60</b>
	DCDSC	<b>\$1,450.00</b>
	Red Cross	<b>\$100.00</b>
	Ward 4 Dems	<b>\$450.00</b>
	<b>Total</b>	<b>\$2,097.60</b>
Bank Fees	Bank of America	<b>\$59.90</b>
	<b>Total</b>	<b>\$59.90</b>
Catering/Refreshments	Chateau	<b>\$700.00</b>
	Johnson, Pam	<b>\$280.00</b>
	Pizza Hut	<b>\$189.69</b>
	The Chateau	<b>\$1,000.00</b>
	Williams, Zina	<b>\$5,550.00</b>
	Windear, Herbert	<b>\$1,400.00</b>
	<b>Total</b>	<b>\$9,119.69</b>
Computer Expenses	Miti, Eugene	<b>\$750.00</b>
	<b>Total</b>	<b>\$750.00</b>
Consultant/Salary/Stipend	TCB Corp, Inc	<b>\$1,200.00</b>
	<b>Total</b>	<b>\$1,200.00</b>
Fund-raiser	Ward 7 Dems	<b>\$33,403.69</b>
	<b>Total</b>	<b>\$33,403.69</b>
Phone Bill	Wilson, Lee	<b>\$348.53</b>
	<b>Total</b>	<b>\$348.53</b>
Postage	Potillo, Ed	<b>\$630.08</b>
	USPS	<b>\$92.00</b>
	Wilson, Lee	<b>\$741.99</b>
	<b>Total</b>	<b>\$1,464.07</b>
Printing	Woods, Catherine	<b>\$66.43</b>

**DISCLAIMER:** The information presented in the 2011 Biennial Report was taken directly from reports of receipts and expenditures filed by the candidates and political committees; afterward formatted into the applicable graphs and charts.

Printing		<b>Total</b>	<b>\$66.43</b>
Rental	3-L Bus Service		<b>\$250.00</b>
	DC Treasurer		<b>\$637.20</b>
	East Washington Heights Church		<b>\$100.00</b>
	Penn Ave Baptist Church		<b>\$200.00</b>
	St Luke Church		<b>\$375.00</b>
		<b>Total</b>	<b>\$1,562.20</b>
Supplies	Bank of America		<b>\$61.00</b>
	Friends of Francis Gregory Library		<b>\$90.00</b>
	Keys, Linda		<b>\$220.18</b>
	Lowe's of Clinton		<b>\$289.79</b>
	Potillo, Ed		<b>\$209.44</b>
	Rite Aid		<b>\$60.86</b>
	Thompson, Juan		<b>\$265.00</b>
	Unitees		<b>\$125.00</b>
	Wilson, Lee		<b>\$179.37</b>
	Woods, Cathy		<b>\$257.76</b>
		<b>Total</b>	<b>\$1,758.40</b>
		<b>Grand Total</b>	<b>\$51,830.51</b>

**DISCLAIMER:** The information presented in the 2011 Biennial Report was taken directly from reports of receipts and expenditures filed by the candidates and political committees; afterward formatted into the applicable graphs and charts.

**GENERAL OPERATING EXPENDITURES**

Ward Seven Democrats		Detailed Expenditures by Purpose	
Payee Name	Amount of Expenditure	Date of Expenditure	
<b>Advertising</b>			
Champion Trophies	\$97.60	03/30/2010	
DCDSC	\$1,450.00	06/25/2010	
Red Cross	\$100.00	03/09/2010	
Ward 4 Dems	\$450.00	06/09/2010	
<b>Bank Fees</b>			
Bank of America	\$29.95	06/30/2010	
Bank of America	\$29.95	07/30/2010	
<b>Catering/Refreshments</b>			
Chateau	\$700.00	12/22/2009	
Johnson, Pam	\$280.00	12/15/2009	
Norris, Rufus	\$0.00	01/27/2009	
Pizza Hut	\$22.00	02/24/2010	
Pizza Hut	\$33.00	03/24/2010	
Pizza Hut	\$34.08	09/02/2009	
Pizza Hut	\$33.00	05/19/2010	
Pizza Hut	\$33.53	05/28/2009	
Pizza Hut	\$34.08	06/24/2009	
The Chateau	\$1,000.00	12/08/2009	
Williams, Zina	\$200.00	02/23/2010	
Williams, Zina	\$1,850.00	01/28/2009	
Williams, Zina	\$1,900.00	09/28/2009	
Williams, Zina	\$300.00	05/29/2009	
Williams, Zina	\$200.00	01/20/2010	
Williams, Zina	\$500.00	09/21/2009	
Williams, Zina	\$300.00	06/25/2009	
Williams, Zina	\$150.00	10/28/2009	
Williams, Zina	\$150.00	11/20/2009	
Windear, Herbert	\$500.00	07/26/2010	
Windear, Herbert	\$300.00	05/24/2010	
Windear, Herbert	\$300.00	03/29/2010	
Windear, Herbert	\$300.00	06/28/2010	

**DISCLAIMER:** The information presented in the 2011 Biennial Report was taken directly from reports of receipts and expenditures filed by the candidates and political committees; afterward formatted into the applicable graphs and charts.



**GENERAL OPERATING EXPENDITURES**

Ward Seven Democrats		Detailed Expenditures by Purpose	
Payee Name	Amount of Expenditure	Date of Expenditure	
<b>Computer Expenses</b>			
Miti, Eugene	\$750.00	07/02/2009	
<b>Consultant/Salary/Stipend</b>			
TCB Corp, Inc	\$1,200.00	12/11/2009	
<b>Fund-raiser</b>			
Ward 7 Dems	\$20,538.91	05/15/2010	
Ward 7 Dems	\$11,851.53	04/30/2009	
Ward 7 Dems	\$1,013.25	03/31/2009	
<b>Phone Bill</b>			
Wilson, Lee	\$101.20	09/08/2009	
Wilson, Lee	\$247.33	06/28/2010	
<b>Postage</b>			
Potillo, Ed	\$209.44	11/06/2009	
Potillo, Ed	\$209.00	07/01/2009	
Potillo, Ed	\$211.64	09/08/2009	
USPS	\$92.00	11/27/2009	
Wilson, Lee	\$135.00	01/27/2009	
Wilson, Lee	\$226.95	05/05/2009	
Wilson, Lee	\$98.00	03/23/2010	
Wilson, Lee	\$117.13	12/17/2009	
Wilson, Lee	\$56.00	03/04/2010	
Wilson, Lee	\$108.91	05/19/2010	
<b>Printing</b>			
Woods, Catherine	\$66.43	01/27/2009	
<b>Rental</b>			
3-L Bus Service	\$250.00	08/31/2009	
DC Treasurer	\$637.20	10/15/2009	
East Washington Heights Church	\$100.00	03/01/2010	
Penn Ave Baptist Church	\$100.00	03/16/2010	
Penn Ave Baptist Church	\$100.00	02/02/2010	

**DISCLAIMER:** The information presented in the 2011 Biennial Report was taken directly from reports of receipts and expenditures filed by the candidates and political committees; afterward formatted into the applicable graphs and charts.

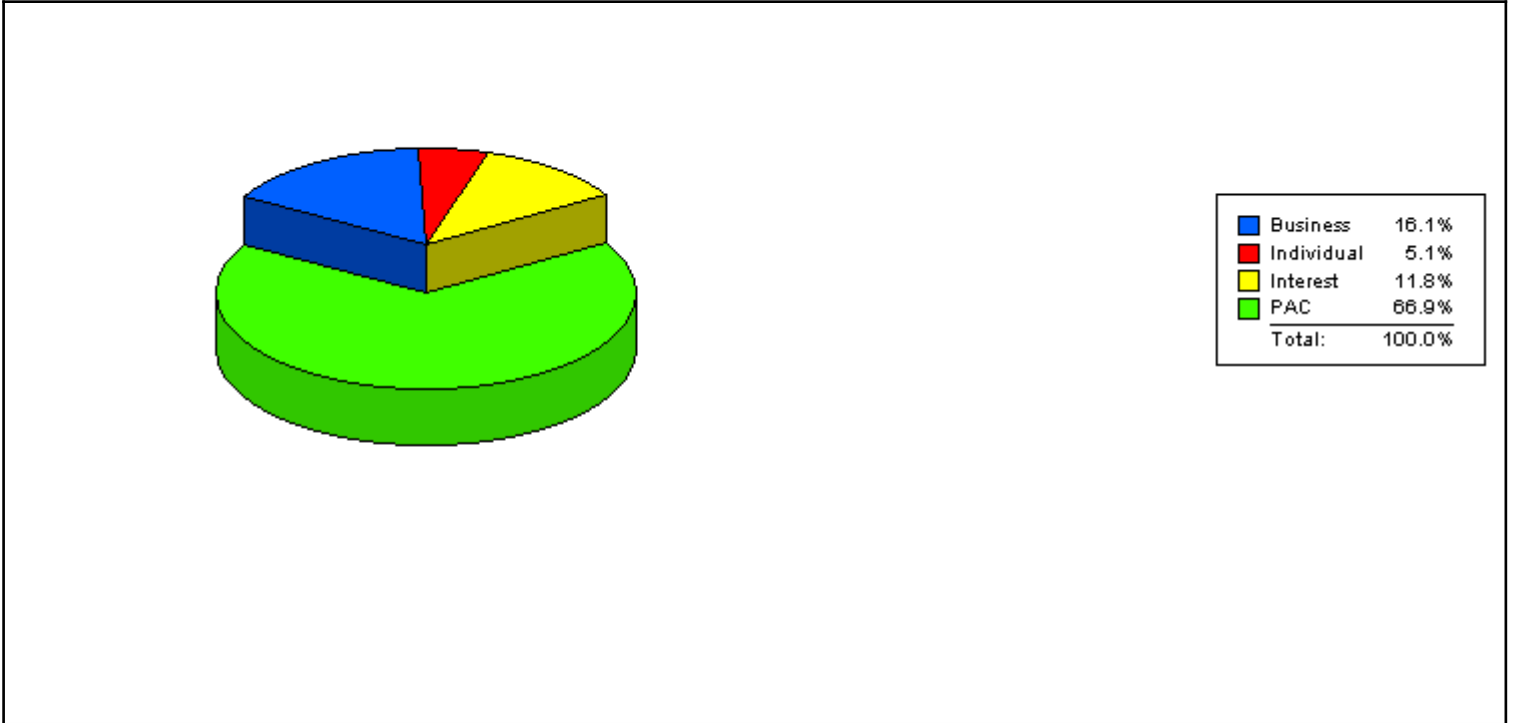
**GENERAL OPERATING EXPENDITURES**

Ward Seven Democrats		Detailed Expenditures by Purpose	
Payee Name	Amount of Expenditure	Date of Expenditure	
St Luke Church	\$375.00	07/01/2009	
<b>Supplies</b>			
Bank of America	\$61.00	10/22/2009	
Friends of Francis Gregory Library	\$90.00	07/28/2009	
Keys, Linda	\$13.28	03/24/2010	
Keys, Linda	\$35.00	06/28/2010	
Keys, Linda	\$171.90	12/14/2009	
Lowes of Clinton	\$289.79	12/14/2009	
Potillo, Ed	\$209.44	06/08/2009	
Rite Aid	\$30.43	06/28/2010	
Rite Aid	\$30.43	06/26/2010	
Thompson, Juan	\$125.00	07/02/2010	
Thompson, Juan	\$140.00	07/03/2009	
Unitees	\$125.00	03/25/2010	
Wilson, Lee	\$179.37	02/16/2010	
Woods, Cathy	\$57.76	03/23/2010	
Woods, Cathy	\$200.00	09/30/2009	
	<b>Subtotal</b>	<b>\$51,830.51</b>	
	<b>Percentage of Total Expenditures</b>	<b>100.00%</b>	
	<b>Total</b>	<b>\$51,830.51</b>	

**DISCLAIMER:** The information presented in the 2011 Biennial Report was taken directly from reports of receipts and expenditures filed by the candidates and political committees; afterward formatted into the applicable graphs and charts.

**DC OFFICE OF CAMPAIGN FINANCE**  
**2011 Biennial Report - Political Action Committees**

**Summary of Contributions by Donor Type for  
Ward Seven Democrats**



Note: This Graph depicts the summary of the contributions by donor categories reported by the Ward Seven Democrats Principal Campaign Committee

The contributions are presented in percentage terms by donor categories, and may include each contribution received from Businesses, Corporations, Corporate Sponsored Political Action Committees, Individuals, Labor Sponsored Political Action Committees, Political Party Committees, Partnerships, and the Candidate. The summary may also note Other Receipts reported, such as Dividends, Interest, Refunds, and Rebates.

**DISCLAIMER:** The information presented in the 2011 Biennial Report was taken directly from reports of receipts and expenditures filed by the candidates and political committees; afterward formatted into the applicable graphs and charts.

## Summary of Contributions by Donor Type for Ward Seven Democrats

Donor Type	Received
Business	\$375.00
Individual	\$119.00
Interest	\$275.30
PAC	\$1,554.50
<b>Grand Total</b>	<b>\$2,323.80</b>

**DISCLAIMER:** The information presented in the 2011 Biennial Report was taken directly from reports of receipts and expenditures filed by the candidates and political committees; afterward formatted into the applicable graphs and charts.

**Detailed Summary of Contributions by Donor Type for  
Ward Seven Democrats**

<b>Donor Type</b>	<b>Name</b>	<b>Received</b>
Business	DC Democratic Women Club	<b>\$375.00</b>
	<b>Total</b>	<b>\$375.00</b>
Individual	Ford, Derek	<b>\$119.00</b>
	<b>Total</b>	<b>\$119.00</b>
Interest	Bank of America	<b>\$275.30</b>
	<b>Total</b>	<b>\$275.30</b>
PAC	Ward 7 Democrats	<b>\$1,554.50</b>
	<b>Total</b>	<b>\$1,554.50</b>
<b>Grand Total</b>		<b>\$2,323.80</b>

**DISCLAIMER:** The information presented in the 2011 Biennial Report was taken directly from reports of receipts and expenditures filed by the candidates and political committees; afterward formatted into the applicable graphs and charts.

Ward Seven Democrats		Detailed Contributions by Donor Type	
Contributor Name	Amount	Date of Receipt	
<b>Business</b>			
DC Democratic Women Club	\$375.00	07/27/2010	
	<b>Subtotal</b>	<b>\$375.00</b>	
	<b>Percentage of Total Contributions</b>	<b>16.14%</b>	

Ward Seven Democrats		Detailed Contributions by Donor Type	
Contributor Name	Amount	Date of Receipt	
<b>Individual</b>			
Ford, Derek	\$53.00	03/16/2010	
Ford, Derek	\$66.00	06/26/2010	
	<b>Subtotal</b>	<b>\$119.00</b>	
	<b>Percentage of Total Contributions</b>	<b>5.12%</b>	

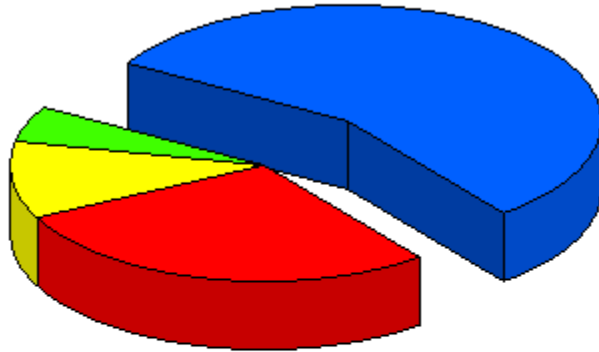
Ward Seven Democrats		Detailed Contributions by Donor Type	
Contributor Name	Amount	Date of Receipt	
<b>Interest</b>			
Bank of America	\$275.30	01/30/2009	
	<b>Subtotal</b>	<b>\$275.30</b>	
	<b>Percentage of Total Contributions</b>	<b>11.85%</b>	

Ward Seven Democrats		Detailed Contributions by Donor Type	
Contributor Name	Amount	Date of Receipt	
<b>PAC</b>			
Ward 7 Democrats	\$1,306.00	08/25/2009	
Ward 7 Democrats	\$248.50	12/02/2009	
	<b>Subtotal</b>	<b>\$1,554.50</b>	
	<b>Percentage of Total Contributions</b>	<b>66.89%</b>	
	<b>Total</b>	<b>\$2,323.80</b>	

**DISCLAIMER:** The information presented in the 2011 Biennial Report was taken directly from reports of receipts and expenditures filed by the candidates and political committees; afterward formatted into the applicable graphs and charts.

**DC OFFICE OF CAMPAIGN FINANCE**  
**2011 Biennial Report - Political Action Committees**

**Summary of Contributions by Amount for  
Ward Seven Democrats**



Contributions greater or equal to \$1000 but less or equal to \$2000	56.2%
Contributions Greater than or equal to \$250 but less than \$500	28.0%
Contributions Greater than or equal to \$100 but less than \$250	10.7%
Contributions Less than \$100	5.1%
<b>Total:</b>	<b>100.0%</b>

Note: This Graph depicts the summary of the contributions dollar amount reported by the Ward Seven Democrats Principal Campaign Committee

The contributions are presented in percentage terms in dollar amount, by the size of the contribution, including contribution greater than \$2000; contributions greater than or equal to \$1000 but less than or equal to \$2000; contributions greater than or equal to \$500 but less than or equal to \$1000; contributions greater than or equal to \$250 but less than or equal to \$500; contributions greater than or equal to \$100 but less than or equal to \$250; and contributions less than \$100.

**DISCLAIMER:** The information presented in the 2011 Biennial Report was taken directly from reports of receipts and expenditures filed by the candidates and political committees; afterward formatted into the applicable graphs and charts.

## Summary of Contributions by Amount for Ward Seven Democrats

Denomination Type	Amount Received
Contributions greater or equal to \$1000 but less or equal to \$2000	\$1,306.00
Contributions greater than or equal to \$250 but less than \$500	\$650.30
Contributions greater than or equal to \$100 but less than \$250	\$248.50
Contributions less than \$100	\$119.00
<b>Grand Total</b>	<b>\$2,323.80</b>

**DISCLAIMER:** The information presented in the 2011 Biennial Report was taken directly from reports of receipts and expenditures filed by the candidates and political committees; afterward formatted into the applicable graphs and charts.



## Detailed Summary of Contributions by Amount for Ward Seven Democrats

Denomination Type	Name	Received
Contributions greater or equal to \$1000 but less or equal to \$2000	Ward 7 Democrats	\$1,306.00
	Total	\$1,306.00
Contributions greater than or equal to \$250 but less than \$500	Bank of America	\$275.30
	DC Democratic Women Club	\$375.00
	Total	\$650.30
Contributions greater than or equal to \$100 but less than \$250	Ward 7 Democrats	\$248.50
	Total	\$248.50
Contributions less than \$100	Ford, Derek	\$53.00
	Ford, Derek	\$66.00
	Total	\$119.00
<b>Grand Total</b>		<b>\$2,323.80</b>

**DISCLAIMER:** The information presented in the 2011 Biennial Report was taken directly from reports of receipts and expenditures filed by the candidates and political committees; afterward formatted into the applicable graphs and charts.

Ward Seven Democrats Detailed Contributions by Amount

Contributor Name	Amount	Type of Contributor	Date of Receipt
------------------	--------	---------------------	-----------------

**Contributions greater or equal to \$1000 but less or equal to \$2000**

Ward 7 Democrats	\$1,306.00	PAC	08/25/2009
------------------	------------	-----	------------

**Subtotal** **\$1,306.00**

**Percentage of Total Contributions** **56.20%**

Ward Seven Democrats Detailed Contributions by Amount

Contributor Name	Amount	Type of Contributor	Date of Receipt
------------------	--------	---------------------	-----------------

**Contributions Greater than or equal to \$250 but less than \$500**

Bank of America	\$275.30	Interest	01/30/2009
-----------------	----------	----------	------------

DC Democratic Women Club	\$375.00	Business	07/27/2010
--------------------------	----------	----------	------------

**Subtotal** **\$650.30**

**Percentage of Total Contributions** **27.98%**

Ward Seven Democrats Detailed Contributions by Amount

Contributor Name	Amount	Type of Contributor	Date of Receipt
------------------	--------	---------------------	-----------------

**Contributions Greater than or equal to \$100 but less than \$250**

Ward 7 Democrats	\$248.50	PAC	12/02/2009
------------------	----------	-----	------------

**Subtotal** **\$248.50**

**Percentage of Total Contributions** **10.69%**

Ward Seven Democrats Detailed Contributions by Amount

Contributor Name	Amount	Type of Contributor	Date of Receipt
------------------	--------	---------------------	-----------------

**Contributions Less than \$100**

Ford, Derek	\$53.00	Individual	03/16/2010
-------------	---------	------------	------------

Ford, Derek	\$66.00	Individual	06/26/2010
-------------	---------	------------	------------

**Subtotal** **\$119.00**

**Percentage of Total Contributions** **5.12%**

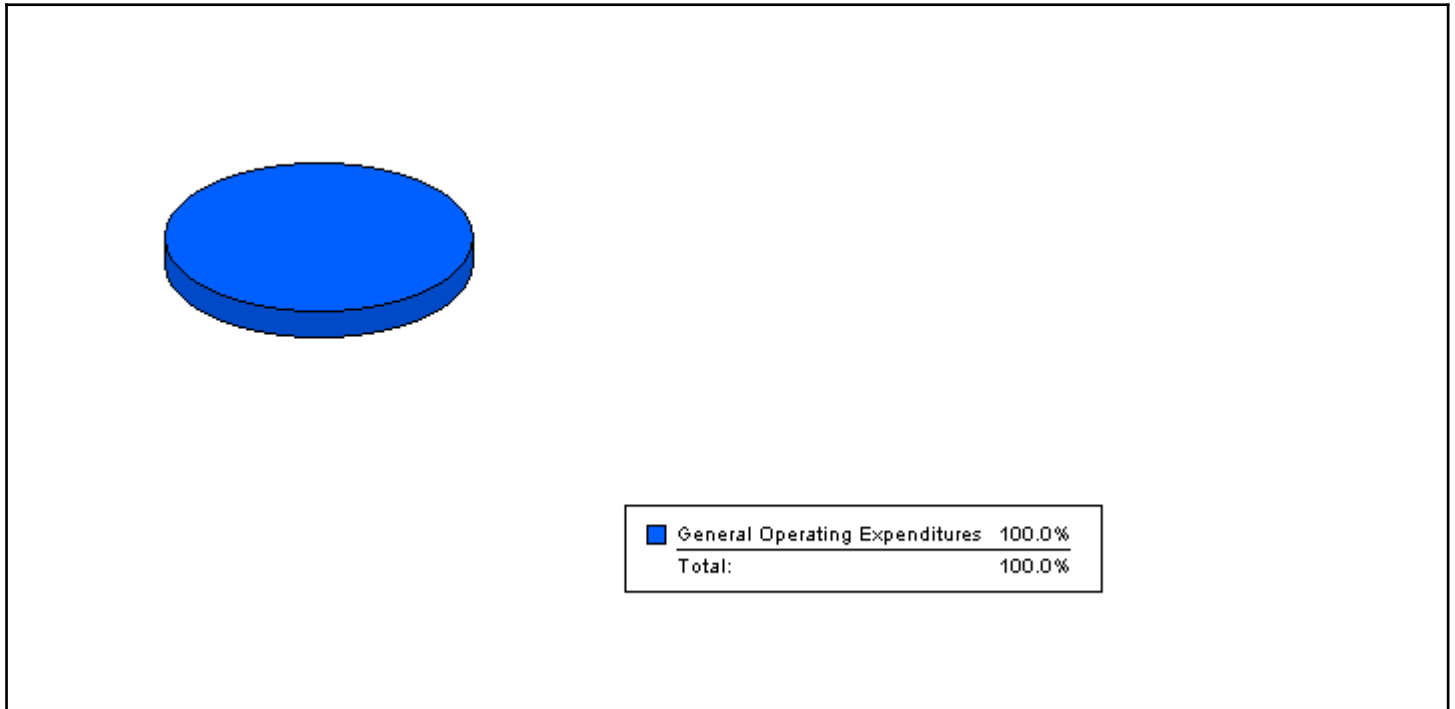
**Total** **\$2,323.80**

**DISCLAIMER:** The information presented in the 2011 Biennial Report was taken directly from reports of receipts and expenditures filed by the candidates and political committees; afterward formatted into the applicable graphs and charts.

# DC OFFICE OF CAMPAIGN FINANCE

## 2011 Biennial Report - Political Action Committees

### Summary of Expenditures by Purpose for Ward Three Democratic Committee



Note: This Graph depicts the summary of the expenditures by purpose reported by Ward Three Democratic Committee.

The expenditures are presented in percentage terms by General Operating Expenditures, Transfers to Other Authorized Political Committees, Loan Repayments, Refunds of Contributions, Other Expenditures, and Offsets to Receipts

- General Operating Expenditures may include each expenditure made for Accounting Services, Advertising, Bank Fees, Campaign Events/Fund Raising, Campaign Materials and Supplies, Candidate Loan Re-payment, Catering/Refreshments, Computer Supplies/Equipment, Consulting Services, Equipment Purchases/Rental, In-Kind, Office Maintenance, Office Rental, Office Supplies/Furniture, Other Loan Repayment, Petty Cash, Polling/Mailing Lists, Postage/Shipping/Courier Rates, Printing/Copying, Salary/Stipend, Telephone/Communication, Trash/Poster Removal, Travel/Vehicle Expense, Utility Expense, and other Expenses.
- Transfers to other Authorized Political Committees.
- Loan Repayments.
- Refunds of Contributions may include each contribution Refund to Individuals, Organizations, Political Party Committees, and other Political Committees (PACs).
- Other Expenditures may include all expenditures other than the afore-mentioned, which may include Independent Expenditures made by persons expressly advocating the election or defeat of a clearly identified candidate, which are made without cooperation or consultation with any candidate and/or authorized committee and/or agent of the candidate; Donations to Charities, Churches, Political Committees, Scholarship and Statehood Funds; Payments to the Internal Revenue Service and for Fines; and Tickets to Events.
- Offsets to Receipts may include Refunds, Rebates, Returned Checks, Non-Sufficient Fund Fees, and other Offsets to Operating Expenditures.

**DISCLAIMER:** The information presented in the 2011 Biennial Report was taken directly from reports of receipts and expenditures filed by the candidates and political committees; afterward formatted into the applicable graphs and charts.

**Summary of Expenditures by Purpose for  
Ward Three Democratic Committee**

<b>Purpose</b>	<b>Total Expenditure</b>
General Operating Expenditures	\$5,069.69
<b>Grand Total</b>	<b>\$5,069.69</b>

**DISCLAIMER:** The information presented in the 2011 Biennial Report was taken directly from reports of receipts and expenditures filed by the candidates and political committees; afterward formatted into the applicable graphs and charts.

## General Operating Expenditures

<b>Purpose</b>	<b>Total Expenditures</b>
Bank Fees	<b>\$12.00</b>
Catering/Refreshments	<b>\$1,738.02</b>
Consultant/Salary/Stipend	<b>\$187.09</b>
In-Kind	<b>\$200.00</b>
Postage	<b>\$11.50</b>
Printing	<b>\$131.23</b>
Rental	<b>\$2,700.00</b>
Supplies	<b>\$89.85</b>
<b>Total</b>	<b>\$5,069.69</b>

**DISCLAIMER:** The information presented in the 2011 Biennial Report was taken directly from reports of receipts and expenditures filed by the candidates and political committees; afterward formatted into the applicable graphs and charts.

**Detailed Summary of Expenditures by Purpose for  
Ward Three Democratic Committee  
General Operating Expenditures**

<b>Purpose</b>	<b>Payee</b>	<b>Amount Spent</b>
Bank Fees	PNC Bank	<b>\$6.00</b>
	St. Columbia's Church	<b>\$6.00</b>
	<b>Total</b>	<b>\$12.00</b>
Catering/Refreshments	GUAPO'S Restaurant	<b>\$500.00</b>
	PEPCO PAC	<b>\$1,000.00</b>
	Washington Trophy Center	<b>\$238.02</b>
	<b>Total</b>	<b>\$1,738.02</b>
Consultant/Salary/Stipend	Smith, Thomas	<b>\$187.09</b>
	<b>Total</b>	<b>\$187.09</b>
In-Kind	Avon Walk for Breast Cancer	<b>\$200.00</b>
	<b>Total</b>	<b>\$200.00</b>
Postage	Miller, Mary	<b>\$11.50</b>
	<b>Total</b>	<b>\$11.50</b>
Printing	Kreitzman, Horace	<b>\$29.08</b>
	Smith, Thomas	<b>\$102.15</b>
	<b>Total</b>	<b>\$131.23</b>
Rental	St Columba's Church	<b>\$600.00</b>
	St Louis Church	<b>\$600.00</b>
	St. Columba Church	<b>\$600.00</b>
	St. Columbas Church	<b>\$300.00</b>
	St. Columba"s Church	<b>\$600.00</b>
	<b>Total</b>	<b>\$2,700.00</b>
Supplies	Smith, Thomas	<b>\$89.85</b>
	<b>Total</b>	<b>\$89.85</b>
<b>Grand Total</b>		<b>\$5,069.69</b>

**DISCLAIMER:** The information presented in the 2011 Biennial Report was taken directly from reports of receipts and expenditures filed by the candidates and political committees; afterward formatted into the applicable graphs and charts.

**GENERAL OPERATING EXPENDITURES**

**Ward Three Democratic Committee** **Detailed Expenditures by Purpose**

<b>Payee Name</b>	<b>Amount of Expenditure</b>	<b>Date of Expenditure</b>
<b>Bank Fees</b>		
PNC Bank	\$6.00	05/03/2010
St. Columbia's Church	\$6.00	09/01/2009
<b>Catering/Refreshments</b>		
GUAPO'S Restaurant	\$500.00	09/13/2010
PEPCO PAC	\$1,000.00	09/07/2010
Washington Trophy Center	\$238.02	09/02/2010
<b>Consultant/Salary/Stipend</b>		
Smith, Thomas	\$187.09	10/28/2010
<b>In-Kind</b>		
Avon Walk for Breast Cancer	\$200.00	04/03/2009
<b>Postage</b>		
Miller, Mary	\$11.50	10/29/2009
<b>Printing</b>		
Kreitzman, Horace	\$29.08	06/13/2009
Smith, Thomas	\$102.15	05/31/2009
<b>Rental</b>		
St Columba's Church	\$200.00	05/31/2009
St Columba's Church	\$400.00	04/20/2009
St Louis Church	\$600.00	05/14/2010
St. Columba Church	\$600.00	11/22/2010
St. Columbas Church	\$300.00	07/07/2010
St. Columba's Church	\$400.00	10/29/2009
St. Columba's Church	\$200.00	06/27/2009
<b>Supplies</b>		
Smith, Thomas	\$89.85	11/02/2009
<b>Subtotal</b>		<b>\$5,069.69</b>
<b>Percentage of Total Expenditures</b>		<b>100.00%</b>

**DISCLAIMER:** The information presented in the 2011 Biennial Report was taken directly from reports of receipts and expenditures filed by the candidates and political committees; afterward formatted into the applicable graphs and charts.

**Total**

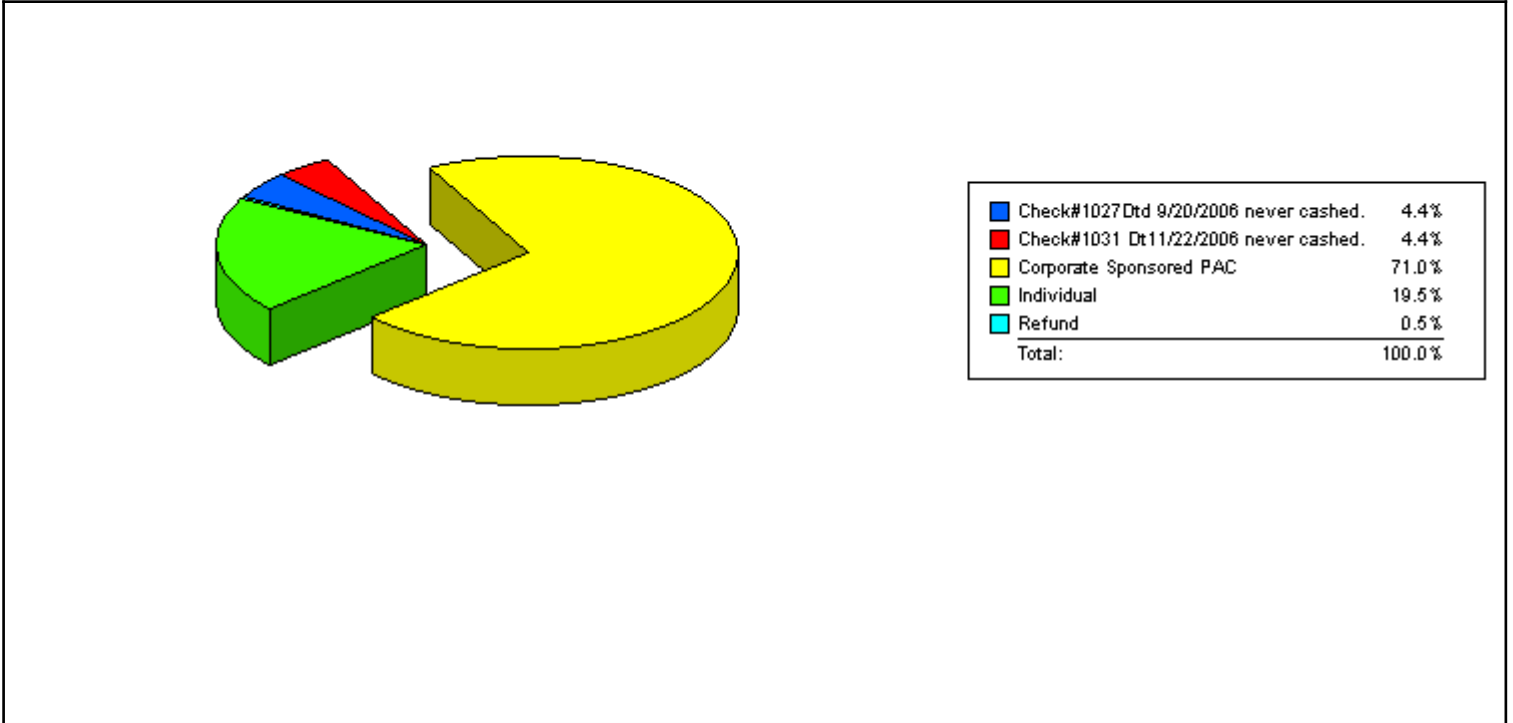
**\$5,069.69**

**DISCLAIMER:** The information presented in the 2011 Biennial Report was taken directly from reports of receipts and expenditures filed by the candidates and political committees; afterward formatted into the applicable graphs and charts.



**DC OFFICE OF CAMPAIGN FINANCE**  
**2011 Biennial Report - Political Action Committees**

**Summary of Contributions by Donor Type for  
Ward Three Democratic Committee**



Note: This Graph depicts the summary of the contributions by donor categories reported by the Ward Three Democratic Committee Principal Campaign Committee

The contributions are presented in percentage terms by donor categories, and may include each contribution received from Businesses, Corporations, Corporate Sponsored Political Action Committees, Individuals, Labor Sponsored Political Action Committees, Political Party Committees, Partnerships, and the Candidate. The summary may also note Other Receipts reported, such as Dividends, Interest, Refunds, and Rebates.

**DISCLAIMER:** The information presented in the 2011 Biennial Report was taken directly from reports of receipts and expenditures filed by the candidates and political committees; afterward formatted into the applicable graphs and charts.

**Summary of Contributions by Donor Type for  
Ward Three Democratic Committee**

<b>Donor Type</b>	<b>Received</b>
Check#1027Dtd 9/20/2006 never cashed.	<b>\$125.00</b>
Check#1031 Dt11/22/2006 never cashed.	<b>\$125.00</b>
Corporate Sponsored PAC	<b>\$2,000.00</b>
Individual	<b>\$550.00</b>
Refund	<b>\$15.00</b>
<b>Grand Total</b>	<b>\$2,815.00</b>

**DISCLAIMER:** The information presented in the 2011 Biennial Report was taken directly from reports of receipts and expenditures filed by the candidates and political committees; afterward formatted into the applicable graphs and charts.

**Detailed Summary of Contributions by Donor Type for  
Ward Three Democratic Committee**

<b>Donor Type</b>	<b>Name</b>	<b>Received</b>
Check#1027Dtd 9/20/2006 never cashed.	St. Columba's Church	<b>\$125.00</b>
	<b>Total</b>	<b>\$125.00</b>
Check#1031 Dt11/22/2006 never cashed.	St. Columba's Church	<b>\$125.00</b>
	<b>Total</b>	<b>\$125.00</b>
Corporate Sponsored PAC	PEPCO PAC	<b>\$1,000.00</b>
	Verizon PAC	<b>\$1,000.00</b>
	<b>Total</b>	<b>\$2,000.00</b>
Individual	Nellis, Muriel	<b>\$150.00</b>
	Shapiro, Carol	<b>\$200.00</b>
	Smith, Thomas	<b>\$200.00</b>
	<b>Total</b>	<b>\$550.00</b>
Refund	PNC Bank	<b>\$15.00</b>
	<b>Total</b>	<b>\$15.00</b>
<b>Grand Total</b>		<b>\$2,815.00</b>

**DISCLAIMER:** The information presented in the 2011 Biennial Report was taken directly from reports of receipts and expenditures filed by the candidates and political committees; afterward formatted into the applicable graphs and charts.

Ward Three Democratic Committee		Detailed Contributions by Donor Type
Contributor Name	Amount	Date of Receipt
<b>Check#1027Dtd 9/20/2006 never cashed.</b>		
St. Columba's Church	\$125.00	06/30/2009
<b>Subtotal</b>	<b>\$125.00</b>	
<b>Percentage of Total Contributions</b>	<b>4.44%</b>	

Ward Three Democratic Committee		Detailed Contributions by Donor Type
Contributor Name	Amount	Date of Receipt
<b>Check#1031 Dt11/22/2006 never cashed.</b>		
St. Columba's Church	\$125.00	07/31/2009
<b>Subtotal</b>	<b>\$125.00</b>	
<b>Percentage of Total Contributions</b>	<b>4.44%</b>	

Ward Three Democratic Committee		Detailed Contributions by Donor Type
Contributor Name	Amount	Date of Receipt
<b>Corporate Sponsored PAC</b>		
PEPCO PAC	\$1,000.00	09/07/2010
Verizon PAC	\$1,000.00	08/14/2010
<b>Subtotal</b>	<b>\$2,000.00</b>	
<b>Percentage of Total Contributions</b>	<b>71.05%</b>	

Ward Three Democratic Committee		Detailed Contributions by Donor Type
Contributor Name	Amount	Date of Receipt
<b>Individual</b>		
Nellis, Muriel	\$50.00	08/03/2009
Nellis, Muriel	\$100.00	06/01/2010
Shapiro, Carol	\$100.00	01/07/2009
Shapiro, Carol	\$100.00	03/10/2010
Smith, Thomas	\$100.00	03/23/2009
Smith, Thomas	\$100.00	06/01/2010
<b>Subtotal</b>	<b>\$550.00</b>	
<b>Percentage of Total Contributions</b>	<b>19.54%</b>	

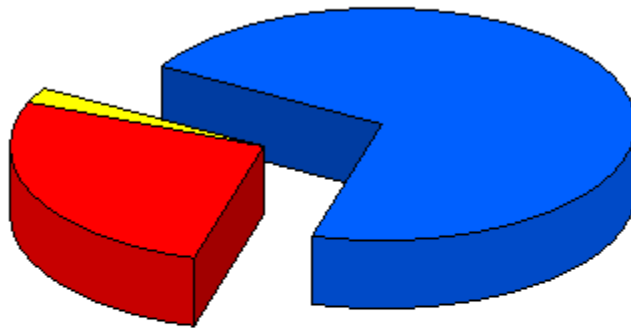
**DISCLAIMER:** The information presented in the 2011 Biennial Report was taken directly from reports of receipts and expenditures filed by the candidates and political committees; afterward formatted into the applicable graphs and charts.

Contributor Name	Amount	Date of Receipt
<b>Refund</b>		
PNC Bank	\$15.00	06/30/2009
<b>Subtotal</b>	<b>\$15.00</b>	
<b>Percentage of Total Contributions</b>	<b>0.53%</b>	
<b>Total</b>	<b>\$2,815.00</b>	

**DISCLAIMER:** The information presented in the 2011 Biennial Report was taken directly from reports of receipts and expenditures filed by the candidates and political committees; afterward formatted into the applicable graphs and charts.

**DC OFFICE OF CAMPAIGN FINANCE**  
**2011 Biennial Report - Political Action Committees**

**Summary of Contributions by Amount for  
Ward Three Democratic Committee**



■ Contributions greater or equal to \$1000 but less or equal to \$2000	71.0%
■ Contributions Greater than or equal to \$100 but less than \$250	26.6%
■ Contributions Less than \$100	2.3%
Total:	100.0%

Note: This Graph depicts the summary of the contributions dollar amount reported by the Ward Three Democratic Committee Principal Campaign Committee

The contributions are presented in percentage terms in dollar amount, by the size of the contribution, including contribution greater than \$2000; contributions greater than or equal to \$1000 but less than or equal to \$2000; contributions greater than or equal to \$500 but less than or equal to \$1000; contributions greater than or equal to \$250 but less than or equal to \$500; contributions greater than or equal to \$100 but less than or equal to \$250; and contributions less than \$100.

**DISCLAIMER:** The information presented in the 2011 Biennial Report was taken directly from reports of receipts and expenditures filed by the candidates and political committees; afterward formatted into the applicable graphs and charts.

## Summary of Contributions by Amount for Ward Three Democratic Committee

Denomination Type	Amount Received
Contributions greater or equal to \$1000 but less or equal to \$2000	\$2,000.00
Contributions greater than or equal to \$100 but less than \$250	\$750.00
Contributions less than \$100	\$65.00
<b>Grand Total</b>	<b>\$2,815.00</b>

**DISCLAIMER:** The information presented in the 2011 Biennial Report was taken directly from reports of receipts and expenditures filed by the candidates and political committees; afterward formatted into the applicable graphs and charts.

## Detailed Summary of Contributions by Amount for Ward Three Democratic Committee

Denomination Type	Name	Received
Contributions greater or equal to \$1000 but less or equal to \$2000	PEPCO PAC	\$1,000.00
	Verizon PAC	\$1,000.00
	Total	\$2,000.00
Contributions greater than or equal to \$100 but less than \$250	Nellis, Muriel	\$100.00
	Shapiro, Carol	\$100.00
	Shapiro, Carol	\$100.00
	Smith, Thomas	\$100.00
	Smith, Thomas	\$100.00
	St. Columba's Church	\$125.00
	St. Columba's Church	\$125.00
	Total	\$750.00
Contributions less than \$100	Nellis, Muriel	\$50.00
	PNC Bank	\$15.00
	Total	\$65.00
<b>Grand Total</b>		<b>\$2,815.00</b>

**DISCLAIMER:** The information presented in the 2011 Biennial Report was taken directly from reports of receipts and expenditures filed by the candidates and political committees; afterward formatted into the applicable graphs and charts.



## Ward Three Democratic Committee

## Detailed Contributions by Amount

Contributor Name	Amount	Type of Contributor	Date of Receipt
------------------	--------	---------------------	-----------------

**Contributions greater or equal to \$1000 but less or equal to \$2000**

PEPCO PAC	\$1,000.00	Corporate Sponsored PAC	09/07/2010
Verizon PAC	\$1,000.00	Corporate Sponsored PAC	08/14/2010

<b>Subtotal</b>	<b>\$2,000.00</b>		
-----------------	-------------------	--	--

<b>Percentage of Total Contributions</b>	<b>71.05%</b>		
--	---------------	--	--

## Ward Three Democratic Committee

## Detailed Contributions by Amount

Contributor Name	Amount	Type of Contributor	Date of Receipt
------------------	--------	---------------------	-----------------

**Contributions Greater than or equal to \$100 but less than \$250**

Nellis, Muriel	\$100.00	Individual	06/01/2010
Shapiro, Carol	\$100.00	Individual	01/07/2009
Shapiro, Carol	\$100.00	Individual	03/10/2010
Smith, Thomas	\$100.00	Individual	03/23/2009
Smith, Thomas	\$100.00	Individual	06/01/2010
St. Columba's Church	\$125.00	Check#1027Dtd 9/20/2006 never cashed.	06/30/2009
St. Columba's Church	\$125.00	Check#1031 Dt11/22/2006 never cashed.	07/31/2009

<b>Subtotal</b>	<b>\$750.00</b>		
-----------------	-----------------	--	--

<b>Percentage of Total Contributions</b>	<b>26.64%</b>		
--	---------------	--	--

## Ward Three Democratic Committee

## Detailed Contributions by Amount

Contributor Name	Amount	Type of Contributor	Date of Receipt
------------------	--------	---------------------	-----------------

**Contributions Less than \$100**

Nellis, Muriel	\$50.00	Individual	08/03/2009
PNC Bank	\$15.00	Refund	06/30/2009

<b>Subtotal</b>	<b>\$65.00</b>		
-----------------	----------------	--	--

<b>Percentage of Total Contributions</b>	<b>2.31%</b>		
--	--------------	--	--

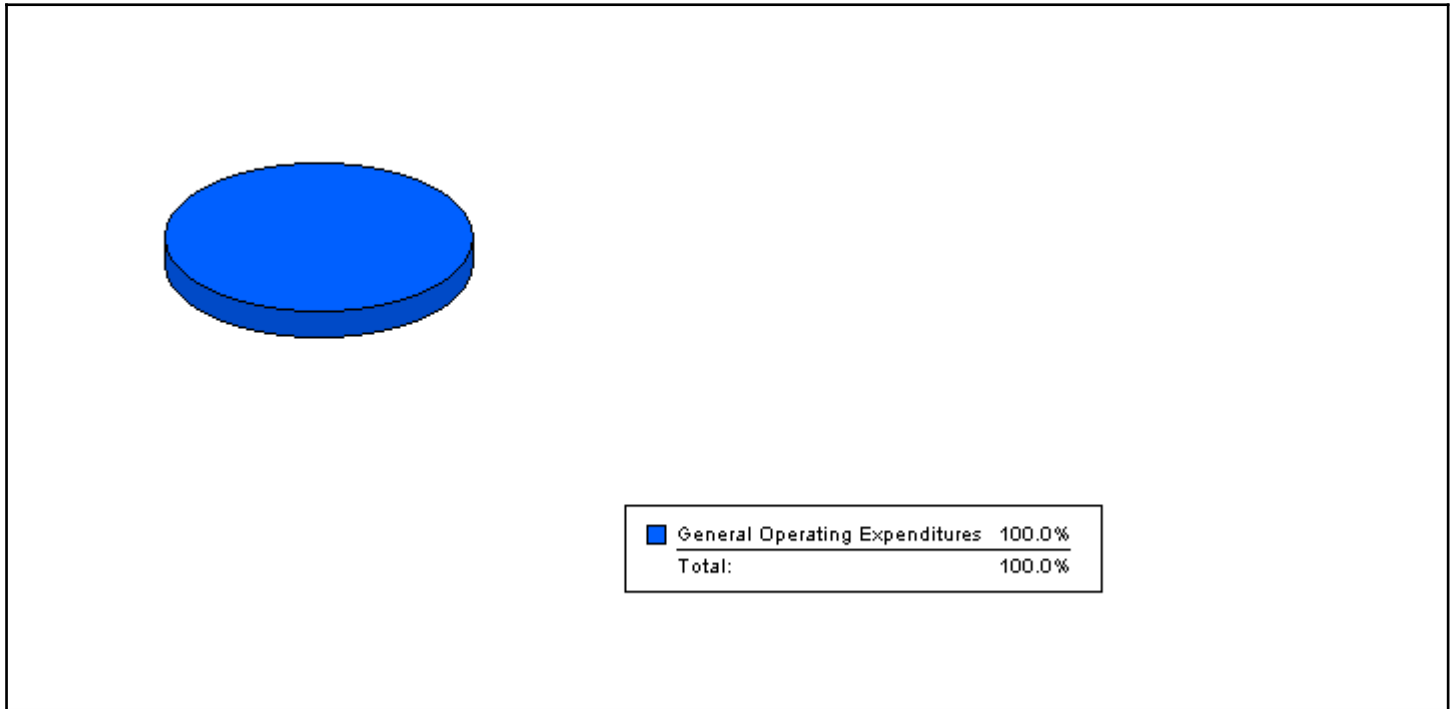
<b>Total</b>	<b>\$2,815.00</b>		
--------------	-------------------	--	--

**DISCLAIMER:** The information presented in the 2011 Biennial Report was taken directly from reports of receipts and expenditures filed by the candidates and political committees; afterward formatted into the applicable graphs and charts.

# DC OFFICE OF CAMPAIGN FINANCE

## 2011 Biennial Report - Political Action Committees

### Summary of Expenditures by Purpose for Ward Two Democrats (NON)



Note: This Graph depicts the summary of the expenditures by purpose reported by Ward Two Democrats (NON).

The expenditures are presented in percentage terms by General Operating Expenditures, Transfers to Other Authorized Political Committees, Loan Repayments, Refunds of Contributions, Other Expenditures, and Offsets to Receipts

- General Operating Expenditures may include each expenditure made for Accounting Services, Advertising, Bank Fees, Campaign Events/Fund Raising, Campaign Materials and Supplies, Candidate Loan Re-payment, Catering/Refreshments, Computer Supplies/Equipment, Consulting Services, Equipment Purchases/Rental, In-Kind, Office Maintenance, Office Rental, Office Supplies/Furniture, Other Loan Repayment, Petty Cash, Polling/Mailing Lists, Postage/Shipping/Courier Rates, Printing/Copying, Salary/Stipend, Telephone/Communication, Trash/Poster Removal, Travel/Vehicle Expense, Utility Expense, and other Expenses.
- Transfers to other Authorized Political Committees.
- Loan Repayments.
- Refunds of Contributions may include each contribution Refund to Individuals, Organizations, Political Party Committees, and other Political Committees (PACs).
- Other Expenditures may include all expenditures other than the afore-mentioned, which may include Independent Expenditures made by persons expressly advocating the election or defeat of a clearly identified candidate, which are made without cooperation or consultation with any candidate and/or authorized committee and/or agent of the candidate; Donations to Charities, Churches, Political Committees, Scholarship and Statehood Funds; Payments to the Internal Revenue Service and for Fines; and Tickets to Events.
- Offsets to Receipts may include Refunds, Rebates, Returned Checks, Non-Sufficient Fund Fees, and other Offsets to Operating Expenditures.

**DISCLAIMER:** The information presented in the 2011 Biennial Report was taken directly from reports of receipts and expenditures filed by the candidates and political committees; afterward formatted into the applicable graphs and charts.

**Summary of Expenditures by Purpose for  
Ward Two Democrats (NON)**

<b>Purpose</b>	<b>Total Expenditure</b>
General Operating Expenditures	\$5,359.88
<b>Grand Total</b>	<b>\$5,359.88</b>

**DISCLAIMER:** The information presented in the 2011 Biennial Report was taken directly from reports of receipts and expenditures filed by the candidates and political committees; afterward formatted into the applicable graphs and charts.

## General Operating Expenditures

<b>Purpose</b>	<b>Total Expenditures</b>
Catering/Refreshments	<b>\$49.93</b>
Computer Expenses	<b>\$1,384.95</b>
Fund-raiser	<b>\$1,750.00</b>
Rental	<b>\$2,175.00</b>
<b>Total</b>	<b>\$5,359.88</b>

**DISCLAIMER:** The information presented in the 2011 Biennial Report was taken directly from reports of receipts and expenditures filed by the candidates and political committees; afterward formatted into the applicable graphs and charts.

**Detailed Summary of Expenditures by Purpose for  
Ward Two Democrats (NON)  
General Operating Expenditures**

<b>Purpose</b>	<b>Payee</b>	<b>Amount Spent</b>
Catering/Refreshments	Stephens, Will	<b>\$49.93</b>
	<b>Total</b>	<b>\$49.93</b>
Computer Expenses	Robert Tobin Associates	<b>\$1,114.95</b>
	Tobin Associates, LLC	<b>\$270.00</b>
	<b>Total</b>	<b>\$1,384.95</b>
Fund-raiser	DC Democratic State Comm.	<b>\$1,750.00</b>
	<b>Total</b>	<b>\$1,750.00</b>
Rental	St. Thomas Parish	<b>\$2,175.00</b>
	<b>Total</b>	<b>\$2,175.00</b>
<b>Grand Total</b>		<b>\$5,359.88</b>

**DISCLAIMER:** The information presented in the 2011 Biennial Report was taken directly from reports of receipts and expenditures filed by the candidates and political committees; afterward formatted into the applicable graphs and charts.

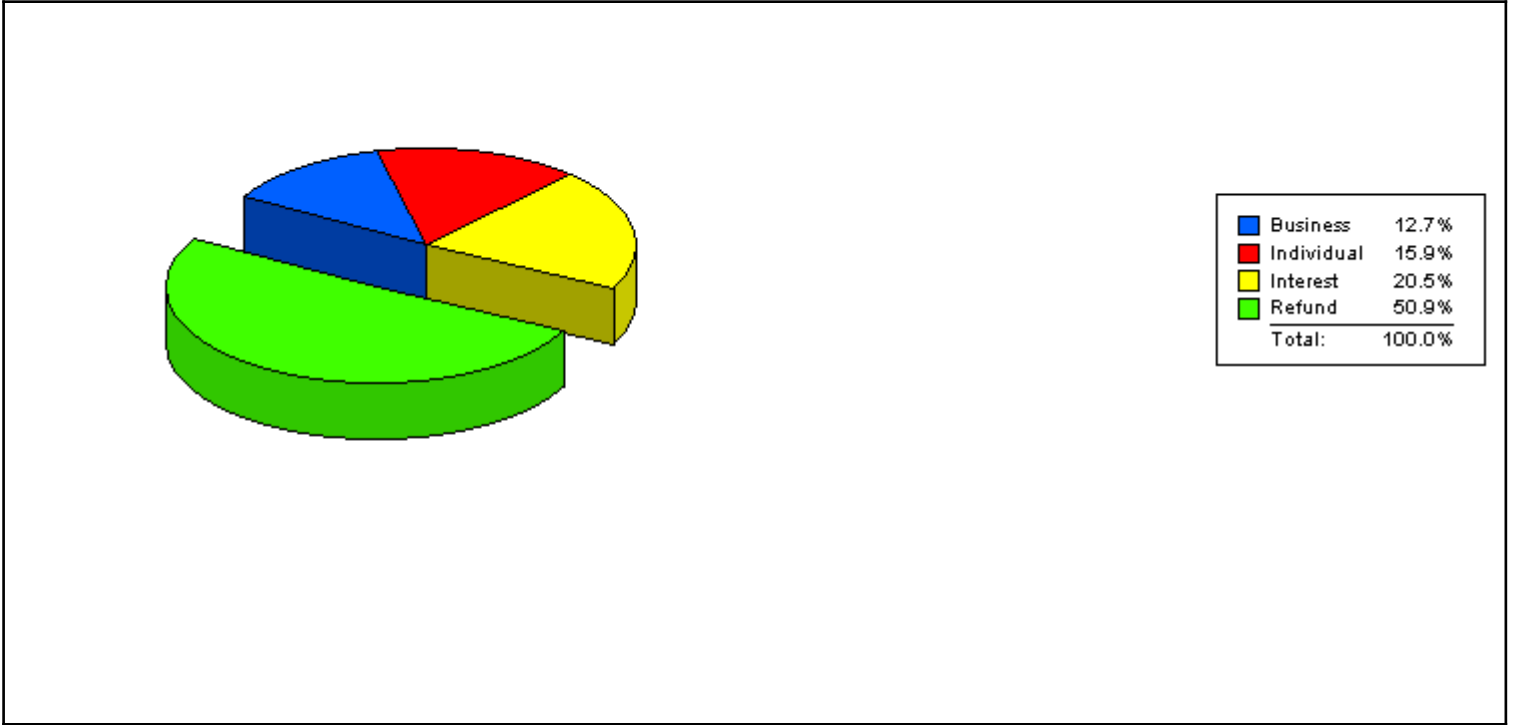
**GENERAL OPERATING EXPENDITURES**

Ward Two Democrats (NON)		Detailed Expenditures by Purpose	
Payee Name	Amount of Expenditure	Date of Expenditure	
<b>Catering/Refreshments</b>			
Stephens, Will	\$49.93	02/22/2010	
<b>Computer Expenses</b>			
Robert Tobin Associates	\$1,114.95	04/18/2009	
Tobin Associates, LLC	\$90.00	06/07/2010	
Tobin Associates, LLC	\$180.00	02/22/2010	
<b>Fund-raiser</b>			
DC Democratic State Comm.	\$1,750.00	06/07/2010	
<b>Rental</b>			
St. Thomas Parish	\$225.00	05/26/2009	
St. Thomas Parish	\$150.00	10/28/2009	
St. Thomas Parish	\$225.00	04/18/2009	
St. Thomas Parish	\$350.00	10/20/2009	
St. Thomas Parish	\$350.00	06/25/2009	
St. Thomas Parish	\$875.00	03/31/2009	
	<b>Subtotal</b>	<b>\$5,359.88</b>	
	<b>Percentage of Total Expenditures</b>	<b>100.00%</b>	
	<b>Total</b>	<b>\$5,359.88</b>	

**DISCLAIMER:** The information presented in the 2011 Biennial Report was taken directly from reports of receipts and expenditures filed by the candidates and political committees; afterward formatted into the applicable graphs and charts.

**DC OFFICE OF CAMPAIGN FINANCE**  
**2011 Biennial Report - Political Action Committees**

**Summary of Contributions by Donor Type for  
Ward Two Democrats (NON)**



Note: This Graph depicts the summary of the contributions by donor categories reported by the Ward Two Democrats (NON) Principal Campaign Committee

The contributions are presented in percentage terms by donor categories, and may include each contribution received from Businesses, Corporations, Corporate Sponsored Political Action Committees, Individuals, Labor Sponsored Political Action Committees, Political Party Committees, Partnerships, and the Candidate. The summary may also note Other Receipts reported, such as Dividends, Interest, Refunds, and Rebates.

**DISCLAIMER:** The information presented in the 2011 Biennial Report was taken directly from reports of receipts and expenditures filed by the candidates and political committees; afterward formatted into the applicable graphs and charts.

**Summary of Contributions by Donor Type for  
Ward Two Democrats (NON)**

<b>Donor Type</b>	<b>Received</b>
Business	<b>\$100.00</b>
Individual	<b>\$125.00</b>
Interest	<b>\$161.62</b>
Refund	<b>\$400.00</b>
<b>Grand Total</b>	<b>\$786.62</b>

**DISCLAIMER:** The information presented in the 2011 Biennial Report was taken directly from reports of receipts and expenditures filed by the candidates and political committees; afterward formatted into the applicable graphs and charts.



**Detailed Summary of Contributions by Donor Type for  
Ward Two Democrats (NON)**

<b>Donor Type</b>	<b>Name</b>	<b>Received</b>
Business	Abernathy & Associates	<b>\$100.00</b>
	<b>Total</b>	<b>\$100.00</b>
Individual	Blanton, Thomas	<b>\$100.00</b>
	Moore, Robert	<b>\$25.00</b>
	<b>Total</b>	<b>\$125.00</b>
Interest	SunTrust Bank	<b>\$161.62</b>
	<b>Total</b>	<b>\$161.62</b>
Refund	St. Thomas Parish	<b>\$400.00</b>
	<b>Total</b>	<b>\$400.00</b>
<b>Grand Total</b>		<b>\$786.62</b>

**DISCLAIMER:** The information presented in the 2011 Biennial Report was taken directly from reports of receipts and expenditures filed by the candidates and political committees; afterward formatted into the applicable graphs and charts.

Ward Two Democrats (NON)		Detailed Contributions by Donor Type	
Contributor Name	Amount	Date of Receipt	
<b>Business</b>			
Abernathy & Associates	\$100.00	04/21/2009	
	<b>Subtotal</b>	<b>\$100.00</b>	
	<b>Percentage of Total Contributions</b>	<b>12.71%</b>	

Ward Two Democrats (NON)		Detailed Contributions by Donor Type	
Contributor Name	Amount	Date of Receipt	
<b>Individual</b>			
Blanton, Thomas	\$100.00	04/21/2009	
Moore, Robert	\$25.00	04/30/2009	
	<b>Subtotal</b>	<b>\$125.00</b>	
	<b>Percentage of Total Contributions</b>	<b>15.89%</b>	


Ward Two Democrats (NON)		Detailed Contributions by Donor Type	
Contributor Name	Amount	Date of Receipt	
<b>Interest</b>			
SunTrust Bank	\$66.28	07/13/2009	
SunTrust Bank	\$68.19	01/27/2010	
SunTrust Bank	\$27.15	07/30/2010	
	<b>Subtotal</b>	<b>\$161.62</b>	
	<b>Percentage of Total Contributions</b>	<b>20.55%</b>	

Ward Two Democrats (NON)		Detailed Contributions by Donor Type	
Contributor Name	Amount	Date of Receipt	
<b>Refund</b>			
St. Thomas Parish	\$200.00	08/25/2009	
St. Thomas Parish	\$200.00	12/18/2009	
	<b>Subtotal</b>	<b>\$400.00</b>	
	<b>Percentage of Total Contributions</b>	<b>50.85%</b>	
	<b>Total</b>	<b>\$786.62</b>	

**DISCLAIMER:** The information presented in the 2011 Biennial Report was taken directly from reports of receipts and expenditures filed by the candidates and political committees; afterward formatted into the applicable graphs and charts.

**DC OFFICE OF CAMPAIGN FINANCE**  
**2011 Biennial Report - Political Action Committees**

**Summary of Contributions by Amount for  
Ward Two Democrats (NON)**



Contributions Greater than or equal to \$100 but less than \$250	76.3%
Contributions Less than \$100	23.7%
Total:	100.0%

Note: This Graph depicts the summary of the contributions dollar amount reported by the Ward Two Democrats (NON) Principal Campaign Committee

The contributions are presented in percentage terms in dollar amount, by the size of the contribution, including contribution greater than \$2000; contributions greater than or equal to \$1000 but less than or equal to \$2000; contributions greater than or equal to \$500 but less than or equal to \$1000; contributions greater than or equal to \$250 but less than or equal to \$500; contributions greater than or equal to \$100 but less than or equal to \$250; and contributions less than \$100.

**DISCLAIMER:** The information presented in the 2011 Biennial Report was taken directly from reports of receipts and expenditures filed by the candidates and political committees; afterward formatted into the applicable graphs and charts.

**Summary of Contributions by Amount for  
Ward Two Democrats (NON)**

<b>Denomination Type</b>	<b>Amount Received</b>
Contributions greater than or equal to \$100 but less than \$250	<b>\$600.00</b>
Contributions less than \$100	<b>\$186.62</b>
<b>Grand Total</b>	<b>\$786.62</b>

**DISCLAIMER:** The information presented in the 2011 Biennial Report was taken directly from reports of receipts and expenditures filed by the candidates and political committees; afterward formatted into the applicable graphs and charts.

**Detailed Summary of Contributions by Amount for  
Ward Two Democrats (NON)**

<b>Denomination Type</b>	<b>Name</b>	<b>Received</b>
Contributions greater than or equal to \$100 but less than \$250	Abernathy & Associates	<b>\$100.00</b>
	Blanton, Thomas	<b>\$100.00</b>
	St. Thomas Parish	<b>\$200.00</b>
	St. Thomas Parish	<b>\$200.00</b>
	Total	<b>\$600.00</b>
Contributions less than \$100	Moore, Robert	<b>\$25.00</b>
	SunTrust Bank	<b>\$66.28</b>
	SunTrust Bank	<b>\$68.19</b>
	SunTrust Bank	<b>\$27.15</b>
	Total	<b>\$186.62</b>
<b>Grand Total</b>		<b>\$786.62</b>

**DISCLAIMER:** The information presented in the 2011 Biennial Report was taken directly from reports of receipts and expenditures filed by the candidates and political committees; afterward formatted into the applicable graphs and charts.

Contributor Name	Amount	Type of Contributor	Date of Receipt
<b>Contributions Greater than or equal to \$100 but less than \$250</b>			
Abernathy & Associates	\$100.00	Business	04/21/2009
Blanton, Thomas	\$100.00	Individual	04/21/2009
St. Thomas Parish	\$200.00	Refund	08/25/2009
St. Thomas Parish	\$200.00	Refund	12/18/2009
<b>Subtotal</b>	<b>\$600.00</b>		
<b>Percentage of Total Contributions</b>	<b>76.28%</b>		

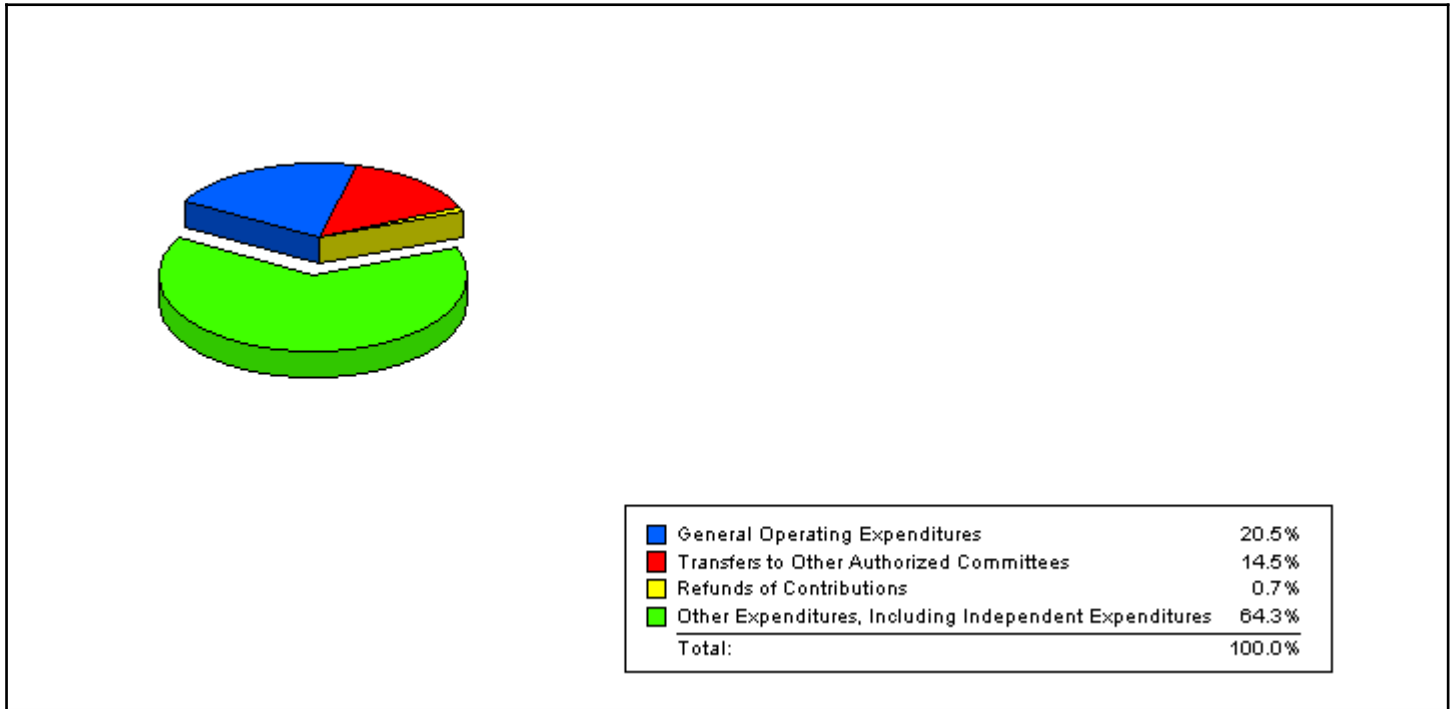
Contributor Name	Amount	Type of Contributor	Date of Receipt
<b>Contributions Less than \$100</b>			
Moore, Robert	\$25.00	Individual	04/30/2009
SunTrust Bank	\$66.28	Interest	07/13/2009
SunTrust Bank	\$68.19	Interest	01/27/2010
SunTrust Bank	\$27.15	Interest	07/30/2010
<b>Subtotal</b>	<b>\$186.62</b>		
<b>Percentage of Total Contributions</b>	<b>23.72%</b>		
<b>Total</b>	<b>\$786.62</b>		

**DISCLAIMER:** The information presented in the 2011 Biennial Report was taken directly from reports of receipts and expenditures filed by the candidates and political committees; afterward formatted into the applicable graphs and charts.

# DC OFFICE OF CAMPAIGN FINANCE

## 2011 Biennial Report - Political Action Committees

### Summary of Expenditures by Purpose for Washington, DC Association of Realtors PAC



Note: This Graph depicts the summary of the expenditures by purpose reported by Washington, DC Association of Realtors PAC.

The expenditures are presented in percentage terms by General Operating Expenditures, Transfers to Other Authorized Political Committees, Loan Repayments, Refunds of Contributions, Other Expenditures, and Offsets to Receipts

- General Operating Expenditures may include each expenditure made for Accounting Services, Advertising, Bank Fees, Campaign Events/Fund Raising, Campaign Materials and Supplies, Candidate Loan Re-payment, Catering/Refreshments, Computer Supplies/Equipment, Consulting Services, Equipment Purchases/Rental, In-Kind, Office Maintenance, Office Rental, Office Supplies/Furniture, Other Loan Repayment, Petty Cash, Polling/Mailing Lists, Postage/Shipping/Courier Rates, Printing/Copying, Salary/Stipend, Telephone/Communication, Trash/Poster Removal, Travel/Vehicle Expense, Utility Expense, and other Expenses.
- Transfers to other Authorized Political Committees.
- Loan Repayments.
- Refunds of Contributions may include each contribution Refund to Individuals, Organizations, Political Party Committees, and other Political Committees (PACs).
- Other Expenditures may include all expenditures other than the afore-mentioned, which may include Independent Expenditures made by persons expressly advocating the election or defeat of a clearly identified candidate, which are made without cooperation or consultation with any candidate and/or authorized committee and/or agent of the candidate; Donations to Charities, Churches, Political Committees, Scholarship and Statehood Funds; Payments to the Internal Revenue Service and for Fines; and Tickets to Events.
- Offsets to Receipts may include Refunds, Rebates, Returned Checks, Non-Sufficient Fund Fees, and other Offsets to Operating Expenditures.

**DISCLAIMER:** The information presented in the 2011 Biennial Report was taken directly from reports of receipts and expenditures filed by the candidates and political committees; afterward formatted into the applicable graphs and charts.

**Summary of Expenditures by Purpose for  
Washington, DC Association of Realtors PAC**

<b>Purpose</b>	<b>Total Expenditure</b>
General Operating Expenditures	<b>\$29,003.09</b>
Transfers to Other Authorized Committees	<b>\$20,500.00</b>
Refunds of Contributions	<b>\$1,000.00</b>
Other Expenditures, Including Independent Expenditures	<b>\$90,784.50</b>
<b>Grand Total</b>	<b>\$141,287.59</b>

**DISCLAIMER:** The information presented in the 2011 Biennial Report was taken directly from reports of receipts and expenditures filed by the candidates and political committees; afterward formatted into the applicable graphs and charts.



## General Operating Expenditures

Purpose	Total Expenditures
In-Kind	\$28,121.74
Postage	\$881.35
<b>Total</b>	<b>\$29,003.09</b>

**DISCLAIMER:** The information presented in the 2011 Biennial Report was taken directly from reports of receipts and expenditures filed by the candidates and political committees; afterward formatted into the applicable graphs and charts.

**Detailed Summary of Expenditures by Purpose for  
Washington, DC Association of Realtors PAC  
General Operating Expenditures**

<b>Purpose</b>	<b>Payee</b>	<b>Amount Spent</b>
In-Kind	DC Chamber of Commerce Political Action Comm	<b>\$1,500.00</b>
	Nathional Association of REALTORS	<b>\$3,488.70</b>
	Nation Association of REALTORS	<b>\$2,821.50</b>
	National Association of REALTORS	<b>\$20,311.54</b>
	<b>Total</b>	<b>\$28,121.74</b>
Postage	Postmaster	<b>\$881.35</b>
	<b>Total</b>	<b>\$881.35</b>
<b>Grand Total</b>		<b>\$29,003.09</b>

**DISCLAIMER:** The information presented in the 2011 Biennial Report was taken directly from reports of receipts and expenditures filed by the candidates and political committees; afterward formatted into the applicable graphs and charts.

**Detailed Summary of Expenditures by Purpose for  
Washington, DC Association of Realtors PAC  
Transfers to Other Authorized Committees**

<b>Purpose</b>	<b>Payee</b>	<b>Amount Spent</b>
Transfer	Catania 2010	<b>\$1,000.00</b>
	Chairman Gray's Constituent Service Fund	<b>\$400.00</b>
	Chairman Gray's Constituent Services Fund	<b>\$100.00</b>
	Clark Ray for Council - 2010	<b>\$500.00</b>
	Evans Constituent Services Fund	<b>\$400.00</b>
	Gray for Mayor	<b>\$2,000.00</b>
	Jack Evans Constituent Service Fund	<b>\$100.00</b>
	Jim Graham Constituent Service Fund	<b>\$500.00</b>
	Kwame for Council Chair 2010	<b>\$1,500.00</b>
	Mary Cheh Constituent Service Fund	<b>\$500.00</b>
	Mendelson for Council 2010	<b>\$1,000.00</b>
	NCCFGG	<b>\$10,000.00</b>
	Phil Mendelson Constituent Service Fund	<b>\$500.00</b>
	Re-Electo Tommy Wells	<b>\$500.00</b>
	The Michael A. Brown Community Fund	<b>\$500.00</b>
	Thomas 2010	<b>\$500.00</b>
	Yvette Alexander's Constituent Services Fund	<b>\$500.00</b>
	<b>Total</b>	<b>\$20,500.00</b>
	<b>Grand Total</b>	<b>\$20,500.00</b>

**DISCLAIMER:** The information presented in the 2011 Biennial Report was taken directly from reports of receipts and expenditures filed by the candidates and political committees; afterward formatted into the applicable graphs and charts.

**Detailed Summary of Expenditures by Purpose for  
Washington, DC Association of Realtors PAC**

**Refunds of Contributions**

<b>Purpose</b>	<b>Payee</b>	<b>Amount Spent</b>
Refund	Himali, Joseph	<b>\$1,000.00</b>
	<b>Total</b>	<b>\$1,000.00</b>
	<b>Grand Total</b>	<b>\$1,000.00</b>

**DISCLAIMER:** The information presented in the 2011 Biennial Report was taken directly from reports of receipts and expenditures filed by the candidates and political committees; afterward formatted into the applicable graphs and charts.

**Detailed Summary of Expenditures by Purpose for  
Washington, DC Association of Realtors PAC  
Other Expenditures, Including Independent Expenditures**

<b>Purpose</b>	<b>Payee</b>	<b>Amount Spent</b>
Independent Expenditures	Greater Capital Area Association of Realtors	<b>\$2,784.50</b>
	Tipping Point Communications	<b>\$88,000.00</b>
	<b>Total</b>	<b>\$90,784.50</b>
<b>Grand Total</b>		<b>\$90,784.50</b>

**DISCLAIMER:** The information presented in the 2011 Biennial Report was taken directly from reports of receipts and expenditures filed by the candidates and political committees; afterward formatted into the applicable graphs and charts.

**GENERAL OPERATING EXPENDITURES**

Washington, DC Association of Realtors PAC

Detailed Expenditures by Purpose

Payee Name	Amount of Expenditure	Date of Expenditure
<b>In-Kind</b>		
DC Chamber of Commerce Political Action Comm.	\$1,500.00	06/24/2010
Nathional Association of REALTORS	\$2,732.70	01/21/2009
Nathional Association of REALTORS	\$375.00	03/16/2010
Nathional Association of REALTORS	\$381.00	09/04/2009
Nation Association of REALTORS	\$135.00	08/12/2009
Nation Association of REALTORS	\$1,062.00	03/13/2009
Nation Association of REALTORS	\$1,624.50	05/05/2010
National Association of REALTORS	\$300.00	01/05/2010
National Association of REALTORS	\$150.00	06/24/2009
National Association of REALTORS	\$209.70	10/14/2009
National Association of REALTORS	\$783.45	06/19/2009
National Association of REALTORS	\$90.00	10/14/2010
National Association of REALTORS	\$360.00	10/09/2009
National Association of REALTORS	\$148.50	07/13/2010
National Association of REALTORS	\$1,086.90	05/26/2010
National Association of Realtors	\$1,725.00	08/02/2010
National Association of REALTORS	\$607.20	03/16/2010
National Association of REALTORS	\$1,360.13	06/22/2010
National Association of Realtors	\$167.85	09/28/2010
National Association of REALTORS	\$1,771.80	12/23/2009
National Association of Realtors	\$430.50	04/22/2010
National Association of Realtors	\$440.33	07/17/2009
National Association of Realtors	\$300.00	08/25/2010
National Association of Realtors	\$6.00	08/02/2009
National Association of Realtors	\$43.50	05/27/2009
National Association of Realtors	\$394.50	02/19/2010
National Association of Realtors	\$300.00	06/03/2009
National Association of Realtors	\$1,054.50	08/25/2010
National Association of Realtors	\$4,049.99	02/01/2010
National Association of Realtors	\$926.39	02/24/2009
National Association of Realtors	\$255.65	10/07/2010
National Association of REALTORS	\$750.00	03/04/2009
National Association of REALTORS	\$2,224.65	04/27/2009
National Association of REALTORS	\$375.00	05/27/2009

**DISCLAIMER:** The information presented in the 2011 Biennial Report was taken directly from reports of receipts and expenditures filed by the candidates and political committees; afterward formatted into the applicable graphs and charts.

**GENERAL OPERATING EXPENDITURES**

Washington, DC Association of Realtors PAC		Detailed Expenditures by Purpose
Payee Name	Amount of Expenditure	Date of Expenditure
<b>Postage</b>		
Postmaster	\$881.35	08/31/2010
	<b>Subtotal</b>	<b>\$29,003.09</b>
	<b>Percentage of Total Expenditures</b>	<b>20.53%</b>

**TRANSFERS TO OTHER AUTHORIZED COMMITTEES**

Washington, DC Association of Realtors PAC		Detailed Expenditures by Purpose
Payee Name	Amount of Expenditure	Date of Expenditure
<b>Transfer</b>		
Catania 2010	\$1,000.00	06/24/2010
Chairman Gray's Constituent Service Fund	\$400.00	07/06/2009
Chairman Gray's Constituent Services Fund	\$100.00	12/14/2009
Clark Ray for Council - 2010	\$500.00	08/16/2010
Evans Constituent Services Fund	\$400.00	02/13/2009
Gray for Mayor	\$2,000.00	08/16/2010
Jack Evans Constituent Service Fund	\$100.00	12/14/2009
Jim Graham Constituent Service Fund	\$500.00	08/16/2010
Kwame for Council Chair 2010	\$1,500.00	08/16/2010
Mary Cheh Constituent Service Fund	\$500.00	08/16/2010
Mendelson for Council 2010	\$1,000.00	08/16/2010
NCCFGG	\$10,000.00	07/06/2009
Phil Mendelson Constituent Service Fund	\$500.00	08/16/2010
Re-Electo Tommy Wells	\$500.00	08/16/2010
The Michael A. Brown Community Fund	\$500.00	05/24/2010
Thomas 2010	\$500.00	08/16/2010
Yvette Alexander's Constituent Services Fund	\$500.00	12/14/2009
	<b>Subtotal</b>	<b>\$20,500.00</b>
	<b>Percentage of Total Expenditures</b>	<b>14.51%</b>

**DISCLAIMER:** The information presented in the 2011 Biennial Report was taken directly from reports of receipts and expenditures filed by the candidates and political committees; afterward formatted into the applicable graphs and charts.

**REFUNDS OF CONTRIBUTIONS**

Washington, DC Association of Realtors PAC		Detailed Expenditures by Purpose
Payee Name	Amount of Expenditure	Date of Expenditure
<b>Refund</b>		
Himali, Joseph	\$1,000.00	07/06/2009
<b>Subtotal</b>	<b>\$1,000.00</b>	
<b>Percentage of Total Expenditures</b>	<b>0.71%</b>	

**OTHER EXPENDITURES, INCLUDING INDEPENDENT EXPENDITURES**

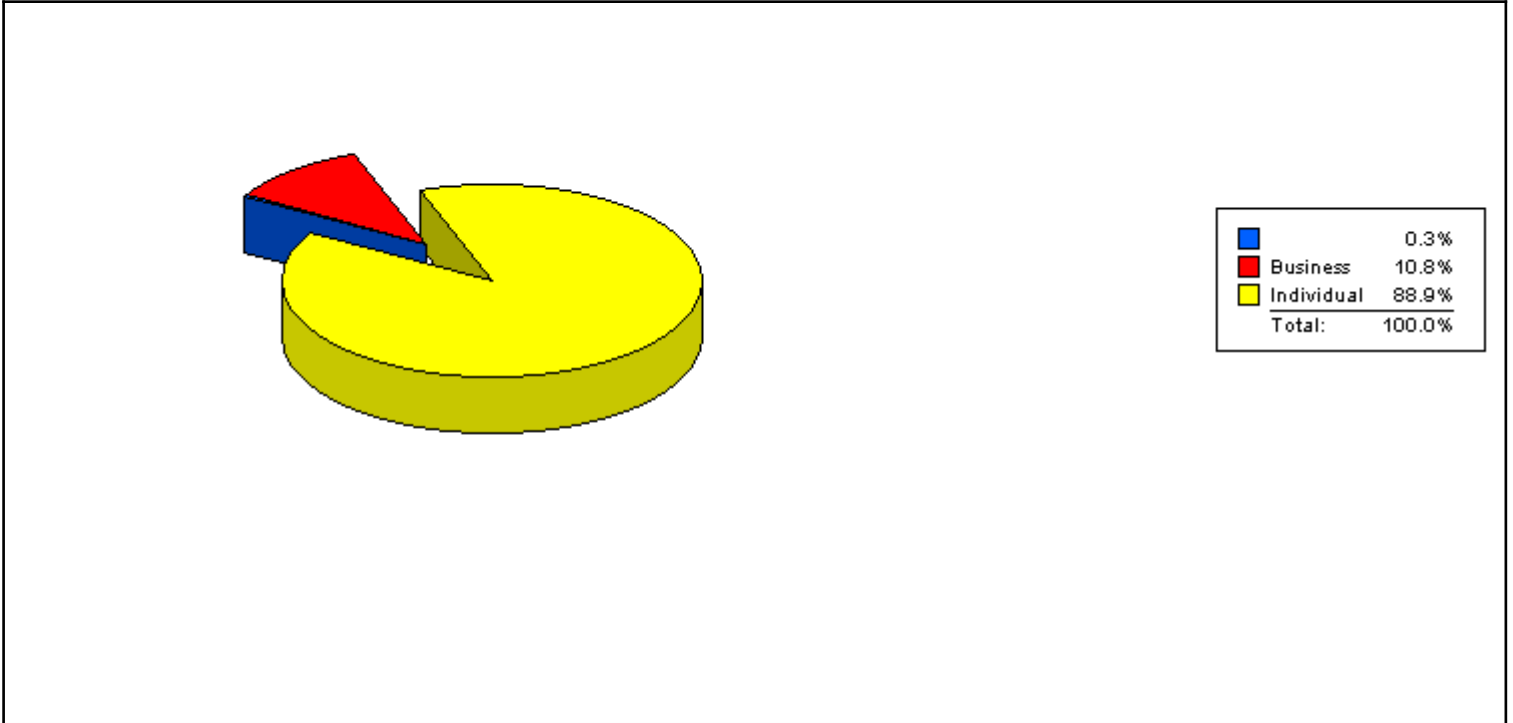
Washington, DC Association of Realtors PAC		Detailed Expenditures by Purpose
Payee Name	Amount of Expenditure	Date of Expenditure
<b>Independent Expenditures</b>		
Greater Capital Area Association of Realtors	\$2,784.50	09/21/2009
Tipping Point Communications	\$88,000.00	08/30/2010
<b>Subtotal</b>	<b>\$90,784.50</b>	
<b>Percentage of Total Expenditures</b>	<b>64.26%</b>	
<b>Total</b>	<b>\$141,287.59</b>	

**DISCLAIMER:** The information presented in the 2011 Biennial Report was taken directly from reports of receipts and expenditures filed by the candidates and political committees; afterward formatted into the applicable graphs and charts.



**DC OFFICE OF CAMPAIGN FINANCE**  
**2011 Biennial Report - Political Action Committees**

**Summary of Contributions by Donor Type for  
Washington, DC Association of Realtors PAC**



Note: This Graph depicts the summary of the contributions by donor categories reported by the Washington, DC Association of Realtors PAC Principal Campaign Committee

The contributions are presented in percentage terms by donor categories, and may include each contribution received from Businesses, Corporations, Corporate Sponsored Political Action Committees, Individuals, Labor Sponsored Political Action Committees, Political Party Committees, Partnerships, and the Candidate. The summary may also note Other Receipts reported, such as Dividends, Interest, Refunds, and Rebates.

**DISCLAIMER:** The information presented in the 2011 Biennial Report was taken directly from reports of receipts and expenditures filed by the candidates and political committees; afterward formatted into the applicable graphs and charts.

**Summary of Contributions by Donor Type for  
Washington, DC Association of Realtors PAC**

<b>Donor Type</b>	<b>Received</b>
	<b>\$330.00</b>
Business	<b>\$10,719.13</b>
Individual	<b>\$88,422.46</b>
<b>Grand Total</b>	<b>\$99,471.59</b>

**DISCLAIMER:** The information presented in the 2011 Biennial Report was taken directly from reports of receipts and expenditures filed by the candidates and political committees; afterward formatted into the applicable graphs and charts.

**Detailed Summary of Contributions by Donor Type for  
Washington, DC Association of Realtors PAC**

<b>Donor Type</b>	<b>Name</b>	<b>Received</b>
	RPAC	<b>\$330.00</b>
	<b>Total</b>	<b>\$330.00</b>
Business	Greater Capital Area Association of REALTOR	<b>\$1,659.50</b>
	Greater Capital Area Association of Realtors	<b>\$4,037.67</b>
	Greater Captial Area Associatio of REALTORS	<b>\$1,511.96</b>
	Greater Washingtin Commercial Assn REALTOR	<b>\$1,830.00</b>
	Greater Washington Commercial Assn of Realt	<b>\$1,645.00</b>
	National Association of REALTORS	<b>\$35.00</b>
	<b>Total</b>	<b>\$10,719.13</b>
Individual	Abele, Elizabeth	<b>\$50.00</b>
	Aboulafia, Casey	<b>\$100.00</b>
	Abrams, Alan	<b>\$50.00</b>
	Abrams, Courtney	<b>\$50.00</b>
	Abramson, Rachael	<b>\$50.00</b>
	Abu-Lughod, Swar	<b>\$50.00</b>
	Abu-Rahmeh, Mansour	<b>\$50.00</b>
	Adams, Bradley	<b>\$50.00</b>
	Adkins, Rickey	<b>\$50.00</b>
	Adler, John	<b>\$100.00</b>
	Admassou, Yohannes	<b>\$50.00</b>
	Admassouo, Yohannes	<b>\$50.00</b>
	Aimone, John	<b>\$50.00</b>
	Akay, Necmettin	<b>\$25.00</b>
	Akhavan, John	<b>\$25.00</b>
	Alafoginis, Barbara	<b>\$100.00</b>
	Alberto, Julio	<b>\$50.00</b>
	Albrecht, Robert	<b>\$50.00</b>
	Albro-Dean, Charlyne	<b>\$50.00</b>
	Aldridge, Jeremy	<b>\$50.00</b>

**DISCLAIMER:** The information presented in the 2011 Biennial Report was taken directly from reports of receipts and expenditures filed by the candidates and political committees; afterward formatted into the applicable graphs and charts.

Individual	Alexander, Phyllis	\$50.00
	Alexander-Reid, Sheila	\$50.00
	Alston, Miracle-Dawn	\$3.50
	Amira, Mihaela	\$50.00
	Anderson, Carol	\$100.00
	Anjorin, Chezaray	\$50.00
	Aranha, Lesley	\$50.00
	Arnold, Jeffery	\$50.00
	Aronowitz, Raina	\$50.00
	Ashrafi, Rafiulah	\$50.00
	Ashton, Dreana	\$100.00
	Assegahegn, Nardos	\$50.00
	Austin, Shane	\$50.00
	Avanitis, Demetrios	\$50.00
	Awoke, Martha	\$50.00
	Awosika, Olufunke	\$50.00
	Ayers, Daniel	\$50.00
	Babbington, Margaret	\$50.00
	Baigmohamed, Ayesha	\$50.00
	Bailey, Christina	\$100.00
	Bailey, Dianne	\$50.00
	Bain, Zeno	\$50.00
	Baker, Beverly	\$50.00
	Ball, Vincent	\$50.00
	Baluha, Andrew	\$50.00
	Barker, Karen	\$50.00
	Barnett, John	\$50.00
	Barry, Mary	\$50.00
	Barsan-Anelli, Aida	\$50.00
	Bashoor, Lewis	\$100.00
Basso, Christine	\$100.00	
Bates, Susan	\$50.00	

**DISCLAIMER:** The information presented in the 2011 Biennial Report was taken directly from reports of receipts and expenditures filed by the candidates and political committees; afterward formatted into the applicable graphs and charts.

Individual	Bayer, Mark	<b>\$50.00</b>
	Baylor, Conchita	<b>\$50.00</b>
	Beacher, Harrison	<b>\$100.00</b>
	Beamon, Mckell	<b>\$50.00</b>
	Beaven, Gina	<b>\$50.00</b>
	Bediz, David	<b>\$300.00</b>
	Belay, Mulaw	<b>\$50.00</b>
	Bennett, Deon	<b>\$50.00</b>
	Bennett, Ingrid	<b>\$50.00</b>
	Bergstrom, Mary	<b>\$50.00</b>
	Berhane, Makeda	<b>\$50.00</b>
	Bernard, Jennifer	<b>\$50.00</b>
	Bertini, Mark	<b>\$50.00</b>
	Bertles, Katherine	<b>\$50.00</b>
	Blaha, David	<b>\$50.00</b>
	Blake, Elizabeth	<b>\$50.00</b>
	Blake, Valerie	<b>\$50.00</b>
	Blakeman, Anne	<b>\$50.00</b>
	Blakeman, Megan	<b>\$50.00</b>
	Blakeslee, Elizabeth	<b>\$1,250.00</b>
	Boggs, Mary	<b>\$50.00</b>
	Boitel, Gerard	<b>\$50.00</b>
	Bojan, Louis	<b>\$100.00</b>
	Booth, Victor	<b>\$50.00</b>
	Borda, Jaime	<b>\$50.00</b>
	Boslough, Susan	<b>\$50.00</b>
	Boulden, Tiffany	<b>\$50.00</b>
	Bowman Pimentel, Laura	<b>\$50.00</b>
	Bowser, Amy	<b>\$600.00</b>
	Boyd, Douglas	<b>\$50.00</b>
	Boyle, Kevin	<b>\$100.00</b>
Bradshaw, Clifford	<b>\$50.00</b>	

**DISCLAIMER:** The information presented in the 2011 Biennial Report was taken directly from reports of receipts and expenditures filed by the candidates and political committees; afterward formatted into the applicable graphs and charts.

Individual	Branic, Evelyn	\$100.00
	Brannon, Donna	\$100.00
	Brant, Donna	\$50.00
	Bratton, John	\$100.00
	Breck, Shawn	\$50.50
	Brent, Liz	\$100.00
	Bresnahan, Mary	\$50.00
	Brett, Mary	\$50.00
	Briggs, Justin	\$50.00
	Broady, James	\$50.00
	Brodsky, Sarah	\$100.00
	Brooks, David	\$50.00
	Brown Miller, Fani	\$50.00
	Brown, Courtney	\$50.00
	Brown, Darrell	\$50.00
	Brown, Deirdre	\$50.00
	Brown, Ivan	\$1,100.00
	Brown, Saint	\$50.00
	Brown, Thejuanie	\$50.00
	Bruno, Anthony	\$100.00
	Bryan, Thomas	\$100.00
	Buerger, Thomas	\$50.00
	Bulcha, Mintewab	\$50.00
	Burchard, Beth	\$50.00
	Burfield, Adrienne	\$50.00
	Burger, Charles	\$550.00
	Burke, David	\$50.00
	Burns, Rachel	\$50.00
	Burton, Linda	\$50.00
	Byrd, Theresa	\$50.00
	Cabrera, Pio	\$100.00
	Cameron, Stephanie	\$100.00

**DISCLAIMER:** The information presented in the 2011 Biennial Report was taken directly from reports of receipts and expenditures filed by the candidates and political committees; afterward formatted into the applicable graphs and charts.

Individual	Campbell, Jennifer	\$100.00
	Canute, Craig	\$50.00
	Caputo, Grace	\$50.00
	Cardich, Maria	\$50.00
	Cardoza, Jared	\$45.00
	Carias-Green, Gabriela	\$50.00
	Carlisle, Hope	\$50.00
	Carnes, Nathan	\$750.00
	Carr, James	\$50.00
	Carr, Keith	\$50.00
	Carr, Susan	\$50.00
	Carter, Caroline	\$50.00
	Carter, Doug	\$1,000.00
	Carter, Douglas	\$50.00
	Casey, Svetlana	\$50.00
	Castle, Jeremy	\$50.00
	Cavarocchi, Bridget	\$50.00
	Caviness, Thomas	\$50.00
	Chaletzky, Linda	\$50.00
	Champagne, Jill	\$50.00
	Chandler, Russell	\$50.00
	Charity, Marilyn	\$100.00
	Chartienitz, Lawrence	\$100.00
	Checa, Maria	\$50.00
	Chen, Melissa	\$250.00
	Cheney, Matthew	\$50.00
	Chew, Virginia	\$50.00
	Chung, Jennifer	\$50.00
	Chung, Yumin	\$50.00
	Clark, Eric	\$50.00
	Clark, John	\$100.00
Clay, Joan	\$50.00	

**DISCLAIMER:** The information presented in the 2011 Biennial Report was taken directly from reports of receipts and expenditures filed by the candidates and political committees; afterward formatted into the applicable graphs and charts.

Individual	Cline, Bridgette	\$50.00
	Clopton, Geoffrey	\$50.00
	Coates, Andrew	\$50.00
	Coates, David	\$50.00
	Coban, Semih	\$50.00
	Coffman, Matthew	\$50.00
	Cole, Ola	\$50.00
	Coleman, Eugene	\$100.00
	Coles, Louisa	\$50.00
	Connor, Sandra	\$50.00
	Conway, Daniel	\$50.00
	Corboy, Eileen	\$50.00
	Corker, Julia	\$50.00
	Corson, Robert	\$50.00
	Couch-Davis, Dana	\$50.00
	Courtney, Steven	\$50.00
	Cox, David	\$50.00
	Cox, Therese	\$100.00
	Craig, Teresa	\$50.00
	Crane, Arynne	\$50.00
	Cranford, Judy	\$1,000.00
	Crawford, H. R.	\$415.00
	Crawford, Robert	\$50.00
	Crossland, David	\$50.00
	Cullinane, Maureen	\$100.00
	Cummings, Steven	\$100.00
	Currie, Kathryn	\$50.00
	Curry, Eddie	\$50.00
	Curry, Tushrondra	\$50.00
	Cushman, Christopher	\$100.00
Cusick, Carter	\$50.00	
Cusick, Joanna	\$50.00	

**DISCLAIMER:** The information presented in the 2011 Biennial Report was taken directly from reports of receipts and expenditures filed by the candidates and political committees; afterward formatted into the applicable graphs and charts.



Individual	Cusick, Ralph	\$50.00
	Czuba, Catherine	\$100.00
	Dabo, Fatou	\$50.00
	Daddabbo, Cori	\$50.00
	Dahill, John	\$50.00
	Daley, Margaret	\$100.00
	Daniels, Larry	\$200.00
	Dannenbauer, Michael	\$50.00
	Darby, Christopher	\$300.00
	Darden, Abeni	\$50.00
	Davidson, Thomas	\$100.00
	Davis, Andrew	\$50.00
	Davis, Antwan	\$50.00
	Davis, Darrin	\$50.00
	Davis, Gwendoyln	\$50.00
	Davis, Keith	\$50.00
	Davis, Lauren	\$50.00
	Davis, Melanie	\$50.00
	Davis, Peter	\$50.00
	Davis, Sherry	\$50.00
	Dawson, Calvin	\$50.00
	Dawson, David	\$50.00
	Day, Michael	\$50.00
	De Lisio, Tiffany	\$50.00
	Deckelbaum, David	\$50.00
	Dees, Michael	\$50.00
	DeLoach, Cathleen	\$50.00
	Denton, Donald	\$100.00
	Des Marais, Suzanne	\$400.00
	DeSantis, David	\$50.00
	Dever, Frederick	\$50.00
	Dewey, Donald	\$100.00

**DISCLAIMER:** The information presented in the 2011 Biennial Report was taken directly from reports of receipts and expenditures filed by the candidates and political committees; afterward formatted into the applicable graphs and charts.

Individual	Dias, Marie	\$50.00
	Didden, Albert	\$150.00
	Diggs, Kenneth	\$50.00
	Dimos, Mary	\$50.00
	Dodson, Helen	\$50.00
	Dodson, Norris	\$50.00
	Dominguez, Juan	\$50.00
	Donner, William	\$50.00
	Donohue, Caitlin	\$50.00
	Dory, Jose	\$50.00
	Douglas, Todd	\$100.00
	Downing, Damon	\$100.00
	Downs, Edward	\$200.00
	Dudley, Cornelius	\$50.00
	Dyer, John	\$50.00
	Eatman, George	\$50.00
	Egege, Chintua	\$50.00
	Eichbert, Andrew	\$250.00
	Ekberg, Christian	\$50.00
	Eliopoulos, Apostolos	\$50.00
	Eliopoulos, Apostoos	\$50.00
	Ellis, Joshua	\$50.00
	Ensari, Abdulhdcuk	\$50.00
	Errichetti, Jennifer	\$50.00
	Evans, Carlos	\$50.00
	Evans, Jan	\$100.00
	Evans, William	\$200.00
	Evers, Donna	\$50.00
	Ewings, Asa	\$100.00
	Fadli, Karim	\$50.00
Fagan, Susan	\$50.00	
Fain, Larissa	\$100.00	

**DISCLAIMER:** The information presented in the 2011 Biennial Report was taken directly from reports of receipts and expenditures filed by the candidates and political committees; afterward formatted into the applicable graphs and charts.

Individual	Fakhrai, Farbod	\$50.00
	Farhi, Kieva	\$50.00
	Farman, Michael	\$50.00
	Faustina, Alana	\$50.00
	Favazzo, John	\$50.00
	Fazell, Ben	\$50.00
	Ferguson, Chris	\$50.00
	Ferguson, Ryan	\$50.00
	Ferrazzano, Laura	\$50.00
	Ferrington, Carter	\$198.00
	Figman, Steven	\$100.00
	Finch, James	\$50.00
	Finkelstein, Barbara	\$100.00
	Fiorentino, Lisa	\$50.00
	Firestone, Russell	\$50.00
	Fischer, Christine	\$50.00
	Fitzgerald, John	\$100.00
	Fleisher, Marc	\$100.00
	Floyd, Jimmy	\$50.00
	Ford, Doug	\$50.00
	Ford, Douglas	\$50.00
	Ford, Jimmy	\$50.00
	Forschler, Sean	\$100.00
	Foster, Paul	\$50.00
	Francis, Nia	\$50.00
	Franklin, Delores	\$100.00
	Freeman, Victor	\$100.00
	Frias, Peter	\$50.00
	Friedman, Darrin	\$100.00
	Friedson, Melanie	\$50.00
Fujiyama, Yuichiro	\$50.00	
Fulcher, Thomas	\$100.00	

**DISCLAIMER:** The information presented in the 2011 Biennial Report was taken directly from reports of receipts and expenditures filed by the candidates and political committees; afterward formatted into the applicable graphs and charts.

Individual	Funt, Sarah	\$50.00
	Gaffney, Manuel	\$50.00
	Galler, Michelle	\$50.00
	Gambill, Christopher	\$50.00
	Garcia, Carlos	\$1,000.00
	Garcia, Fernando	\$50.00
	Gardner, Kirsten	\$50.00
	Gardner, Kristen	\$50.00
	Gaughan, Janelle	\$50.00
	Gault, Jeanne	\$50.00
	Gee, Betty	\$100.00
	George, Tammera	\$50.00
	Gerger, Ricki	\$365.00
	Gersten, Richard	\$50.00
	Gessner, Brian	\$50.00
	Getson, David	\$50.00
	Giamas, George	\$50.00
	Gibson, Jerard	\$50.00
	Gildea, David	\$50.00
	Giles, Edward	\$100.00
	Gill, Catherine	\$100.00
	Glasser, Cynthia	\$43.75
	Godat, Didier	\$50.00
	Gold, Shelley	\$100.00
	Goldman, John	\$50.00
	Goldstein, Suzanne	\$50.00
	Goolsby, Stephen	\$50.00
	Gorog, Gabriel	\$50.00
	Graham, Kenneth	\$50.00
	Gram, Andra	\$50.00
Grange, Valerie	\$50.00	
Granville, Lindsey	\$50.00	

**DISCLAIMER:** The information presented in the 2011 Biennial Report was taken directly from reports of receipts and expenditures filed by the candidates and political committees; afterward formatted into the applicable graphs and charts.

Individual	Gray, Elizabeth	\$250.00
	Gray, Gennett	\$50.00
	Greason, Tiffany	\$50.00
	Green, Brandon	\$1,000.00
	Green, Bruce	\$50.00
	Green, Flora	\$50.00
	Greenberg, David	\$100.00
	Greene, Ramona	\$50.00
	Griffin, Benjamin	\$50.00
	Griffin, Mark	\$50.00
	Griffin, Yvonne	\$50.00
	Grimm, Edgar	\$50.00
	Grimm, Peter	\$50.00
	Grimmer, Angela	\$100.00
	Grissom, LuChiea	\$50.00
	Grooms, Charles	\$60.00
	Gude, Mark	\$50.00
	Guizzetti, Sharon	\$50.00
	Guthrie, Donald	\$50.00
	Habibu, Takele	\$50.00
	Hackney, Lynn	\$50.00
	Hamilton, Christopher	\$100.00
	Hammond, Derick	\$50.00
	Hammond, Derrick	\$50.00
	Hammond, Jennifer	\$50.00
	Hand, Susan	\$100.00
	Hansen, Sheila	\$50.00
	Hardgrave, Christopher	\$50.00
	Hargrove, Aaron	\$125.00
	Harper, Oral	\$50.00
Harris, Janelle	\$50.00	
Harris, Leah	\$100.00	

**DISCLAIMER:** The information presented in the 2011 Biennial Report was taken directly from reports of receipts and expenditures filed by the candidates and political committees; afterward formatted into the applicable graphs and charts.

Individual	Harrison, David	\$50.00
	Harrison, Gordon	\$50.00
	Harrison, Jeanne	\$50.00
	Hart, Diana	\$50.00
	Haskett, Dianne	\$50.00
	Haskins, Seth	\$50.00
	Hatfield, Andrea	\$50.00
	Haws, Derry	\$100.00
	Hazard, Susan	\$50.00
	Hegner, Amy	\$50.00
	Hein, Erik	\$50.00
	Heine, Susan	\$50.00
	Heller, Zelda	\$100.00
	Hendricks, Carla	\$100.00
	Henry, Judith	\$100.00
	Henryk, Patricia	\$75.00
	Herrmann, Jane	\$50.00
	Highsmith, William	\$1,150.00
	Hill, Andrew	\$100.00
	Hill, Carlton	\$50.00
	Hill, Lillie	\$50.00
	Hill, Susan	\$100.00
	Himali, Joseph	\$6,000.00
	Hoard, Joel	\$50.00
	Holland, Brandon	\$50.00
	Holland, Lynne	\$100.00
	Holley, Patricia	\$50.00
	Holmberg, Carole	\$50.00
	Holt, Jason	\$50.00
	Honey, Victor	\$25.00
Horn, Kimberly	\$50.00	
Horton, Gwendoyln	\$50.00	

**DISCLAIMER:** The information presented in the 2011 Biennial Report was taken directly from reports of receipts and expenditures filed by the candidates and political committees; afterward formatted into the applicable graphs and charts.

Individual	Houghton , Arthur	<b>\$50.00</b>
	Hounshell, William	<b>\$150.00</b>
	Howar, Cynthia	<b>\$50.00</b>
	Howard, Rodney	<b>\$50.00</b>
	Howe, Lise Courtne	<b>\$50.00</b>
	Howell, William	<b>\$50.00</b>
	Howson, Jill	<b>\$100.00</b>
	Hreben, Ty	<b>\$50.00</b>
	Hubbell, Suzanna	<b>\$100.00</b>
	Hughes, Linda	<b>\$600.00</b>
	Hukill, Robert	<b>\$50.00</b>
	Hundley, Erin	<b>\$50.00</b>
	Hunnings, Adrian	<b>\$1,050.00</b>
	Hunt, Hughie	<b>\$50.00</b>
	Huret, J'aime	<b>\$50.00</b>
	Husband, Kafayat	<b>\$50.00</b>
	Hylton, Gianna	<b>\$50.00</b>
	Ickert, Steven	<b>\$50.00</b>
	Iqteit, Karam	<b>\$50.00</b>
	Isaacson, Adam	<b>\$50.00</b>
	Itteilag, Nancy	<b>\$100.00</b>
	Ivy, Suzette	<b>\$100.00</b>
	Iweanoge, Charles	<b>\$50.00</b>
	Jackson, Gregory	<b>\$50.00</b>
	Jackson, William	<b>\$50.00</b>
	Jaffee, Marcus	<b>\$25.00</b>
	Jalali, Ingrid	<b>\$50.00</b>
	Jefferson, Traci	<b>\$100.00</b>
	Jennings, Louise	<b>\$100.00</b>
	Jennings, Robert	<b>\$100.00</b>
Jewell, Edward	<b>\$50.00</b>	
Jobe, Steven	<b>\$100.00</b>	

**DISCLAIMER:** The information presented in the 2011 Biennial Report was taken directly from reports of receipts and expenditures filed by the candidates and political committees; afterward formatted into the applicable graphs and charts.

Individual	Johnson, Daniel	\$50.00
	Johnson, Evan	\$50.00
	Johnson, Kara	\$50.00
	Johnson, Natasha	\$50.00
	Johnson, Trian	\$50.00
	Johnston, Rod	\$200.00
	Jones, Ayisha	\$50.00
	Jones, Emil	\$43.96
	Jones, Johnny	\$50.00
	Jones, Robert	\$50.00
	Junta, Colleen	\$30.00
	Kanoy, Benjamin	\$50.00
	Karolyi, Emily	\$50.00
	Karon, Kim	\$50.00
	Kass, Benny	\$50.00
	Kelly, Thomas	\$50.00
	Kemp, Phyllis	\$50.00
	Kendrick, Fred	\$2,000.00
	Kenion, Kenneth	\$50.00
	Key, Pamela	\$100.00
	Khalili, Faezeh	\$50.00
	King, Matthew	\$50.00
	Kironyo, Kristine	\$50.00
	Kirstein, Andrea	\$50.00
	Klein, Charles	\$200.00
	Klein, Joshua	\$50.00
	Knight, Ernest	\$25.00
	Knutson, Andrew	\$100.00
	Koehler, Christopher	\$50.00
	Koehler, Susan	\$100.00
Kohn, Andrew	\$50.00	
Konopka, Arthur	\$100.00	

**DISCLAIMER:** The information presented in the 2011 Biennial Report was taken directly from reports of receipts and expenditures filed by the candidates and political committees; afterward formatted into the applicable graphs and charts.



Individual	Korolev, Alexander	\$50.00
	Kothari, Roshani	\$50.00
	Kraftvanermel, Gwendoyln	\$50.00
	Krasnow, Jane	\$50.00
	Krauze, Edward	\$95.00
	Kriss, Julia	\$750.00
	Kucik, Tamara	\$50.00
	Lancelotta, Robert	\$50.00
	LaRue, Lori	\$50.00
	Lass, Monique	\$50.00
	Lawrence, Deane	\$50.00
	Lawrence, Frankie	\$100.00
	Lawrence, Nicole	\$50.00
	Lawrence, Tracy	\$50.00
	Leary, Robert	\$50.00
	Lebert, Kirstin	\$50.00
	Leiner, David	\$50.00
	Leon, Omar	\$10.00
	Lester, Maro	\$100.00
	Levin, Judith	\$900.00
	Levy, Barry	\$50.00
	Levy, Ellen	\$100.00
	Lewis, Tom	\$50.00
	Lichorat, Edward	\$50.00
	Linares, Carlos	\$50.00
	Lipscomb, Donald	\$200.00
	Lobocchiaro, James	\$50.00
	Lobos-Kirker, Emiliana	\$100.00
	Lockett, Kyani	\$50.00
	Lockman, Jacqueline	\$50.00
Loew, Robin	\$200.00	
Logan, Brian	\$100.00	

**DISCLAIMER:** The information presented in the 2011 Biennial Report was taken directly from reports of receipts and expenditures filed by the candidates and political committees; afterward formatted into the applicable graphs and charts.

Individual	Logan, James	\$50.00
	Logan, Karen	\$50.00
	Logan, Martha	\$100.00
	Logsdon, Harlan	\$50.00
	Lopez, Daniel	\$50.00
	Lottmann, Pamela	\$50.00
	Lu, Ying	\$50.00
	Lucid, Rebecca	\$50.00
	Lugo, Evelyn	\$100.00
	Lynham, Lenora	\$50.00
	Macaulay, David	\$50.00
	Macgregor-Gauthier, Gauthier	\$50.00
	Maffin, Constance	\$500.00
	Majors, Bruce	\$100.00
	Mak, Julia	\$50.00
	Makris, Michael	\$50.00
	Malcolm, Ann	\$50.00
	Malcom, Ann	\$100.00
	Malloy, Patricia	\$150.00
	Maloney, Dolores	\$50.00
	Mammano, John	\$50.00
	Mammao, John	\$50.00
	Mamone, Yolanda	\$300.00
	Mancuso, Anthony	\$50.00
	Mancuso, Margaret	\$50.00
	Markey, Megan	\$50.00
	Marshall, Ashley	\$50.00
	Marshall, Marion	\$50.00
	Mascio, Joseph	\$50.00
	Masjkiell-DeMarsh, Asha	\$50.00
Mason, Mary	\$50.00	
Matlock, Samuel	\$50.00	

**DISCLAIMER:** The information presented in the 2011 Biennial Report was taken directly from reports of receipts and expenditures filed by the candidates and political committees; afterward formatted into the applicable graphs and charts.

Individual	Mattison, Dale	\$49.00
	Matz, Harry	\$50.00
	McAdams, Andrea	\$50.00
	McCann, John	\$50.00
	McDaniel, Sherman	\$100.00
	McDuffie, Kevin	\$100.00
	McGarath, Kathleen	\$50.00
	McGuire, Mary	\$50.00
	McHugh, Matthew	\$50.00
	McHugh, MMatthew	\$50.00
	McKenzie, Carol	\$50.00
	McKenzie, Carrill	\$50.00
	McLaughlin, Margaret	\$50.00
	McLean, Karen	\$50.00
	McMillian, Arlene	\$100.00
	McNair, Justin	\$50.00
	McNeal, Taylor	\$50.00
	Melrod, Kathy	\$50.00
	Melville, Katherine	\$50.00
	Menghetti, Victoria	\$50.00
	Menkiti, Obiora	\$1,000.00
	Mercer, Eric	\$100.00
	Mertz, Alan	\$50.00
	Merzeraud, Corinne	\$50.00
	Meyerdirk, Mark	\$1,200.00
	Miesse, Lawrence	\$50.00
	Milanese, Dino	\$50.00
	Miller, Jeff	\$50.00
	Miller, Margaret	\$100.00
	Miller, Michael	\$50.00
Miller, Patricia	\$50.00	
Mills, Amanda	\$50.00	

**DISCLAIMER:** The information presented in the 2011 Biennial Report was taken directly from reports of receipts and expenditures filed by the candidates and political committees; afterward formatted into the applicable graphs and charts.

Individual	Mills, Christopher	\$49.00
	Mitchell, Cris	\$50.00
	Mitchell, Kimberly	\$50.00
	Mitchell, Robert	\$100.00
	Mitchener, Alice	\$50.00
	Moll, Richard	\$50.00
	Monat, Jessica	\$100.00
	Montgomery, Jonathan	\$50.00
	Moore, Katie	\$50.00
	Moore, Michael	\$100.00
	Moran, Michael	\$500.00
	Morccone, Susan	\$50.00
	Morrell, Ellen	\$50.00
	Morris, Djana	\$50.00
	Morris, Gemma	\$100.00
	Moss, Marlene	\$100.50
	Motherway, Megan	\$50.00
	Mottur, Elizabeth	\$100.00
	Moussouri, Ero	\$50.00
	Mulligan, William	\$50.00
	Munroe, Warren	\$100.00
	Munson, Edwin	\$50.00
	Murphy, Jay	\$50.00
	Musiker, Rachel	\$50.00
	Myers, Dartasha	\$50.00
	Myerson, Alix	\$50.00
	Myhill, Donald	\$50.00
	Ncha, Catherine	\$50.00
	Negra, Naceur	\$50.00
	Nelson, Gregory	\$100.00
Nelson, Joel	\$365.00	
Nelson, Pamela	\$100.00	

**DISCLAIMER:** The information presented in the 2011 Biennial Report was taken directly from reports of receipts and expenditures filed by the candidates and political committees; afterward formatted into the applicable graphs and charts.

Individual	Nemeyer, John	\$100.00
	Netanel, Aya	\$100.00
	Nevins, Sherry	\$50.00
	Newport, Jane	\$50.00
	Nguyen, Bich	\$50.00
	Nguyen, Huong	\$50.00
	Nicholas, Milton	\$25.00
	Nicholson, Karen	\$50.00
	Nicol, Frank	\$50.00
	Norris, Robert	\$50.00
	Nwosu, Comfort	\$50.00
	Oberdick, Randy	\$50.00
	O'Connell, Quinn	\$150.00
	Oday, Ronald	\$50.00
	O'Farrell, Shannon	\$50.00
	Oh, Moon	\$50.00
	Okorafer, Elmira	\$50.00
	Owens, Alvin	\$50.00
	Pair, Betty	\$50.00
	Pancake, Monica	\$50.00
	Panici, William	\$50.00
	Parker, John	\$50.00
	Parker, Willie	\$50.00
	Pascal, Bruce	\$365.00
	Paschall, Matthew	\$50.00
	Patterson, Elizabeth	\$200.00
	Patterson, Katherine	\$50.00
	Patterson, Zachary	\$50.00
	Paulhamus, Justin	\$50.00
	Paynter, John	\$100.00
Peay, Aaron	\$50.00	
Pepper, Susan	\$2,000.00	

**DISCLAIMER:** The information presented in the 2011 Biennial Report was taken directly from reports of receipts and expenditures filed by the candidates and political committees; afterward formatted into the applicable graphs and charts.

Individual	Pepperman, Michael	\$50.00
	Percival, Christine	\$100.00
	Perna, Frank	\$100.00
	Peters, Molly	\$50.00
	Petrosian, Sintia	\$50.00
	Pettie, Linda	\$50.00
	Peva, James	\$50.00
	Pflasterer, Steve	\$50.00
	Pflasterer, Steven	\$50.00
	Phelan, Leyla	\$250.00
	Pietraton, Frank	\$250.00
	Pinckney, Terri	\$50.00
	Pirozzi, Gay	\$50.00
	Plank, John	\$50.00
	Pollitt, Stuart	\$50.00
	Posey, William	\$50.00
	Post, Rey	\$50.00
	Poulin, Jane	\$100.00
	Princi, Maria	\$50.00
	Proctor, Randall	\$50.00
	Pruitt, Karen	\$50.00
	Pryor, David	\$150.00
	Putz, Kelly	\$50.00
	Quinones, Enrique	\$100.00
	Raff, Blanche	\$50.00
	Raia, Peter	\$50.00
	Railan, Vishaal	\$50.00
	Randle, Mary	\$100.00
	Rankin, Michael	\$100.00
	Raskin, Lynn	\$199.00
Reardon, Patrick	\$50.00	
Rebmann, Scott	\$50.00	

**DISCLAIMER:** The information presented in the 2011 Biennial Report was taken directly from reports of receipts and expenditures filed by the candidates and political committees; afterward formatted into the applicable graphs and charts.

Individual	Recari, Juan	<b>\$50.00</b>
	Reda, Tigisty	<b>\$50.00</b>
	Reddick, William	<b>\$50.00</b>
	Reichert, Kate	<b>\$50.00</b>
	Reid, Andrea	<b>\$50.00</b>
	Reid, Joseph	<b>\$50.00</b>
	Reuter, Nancy	<b>\$100.00</b>
	Rhodes, Richard	<b>\$500.00</b>
	Rice, Eric	<b>\$50.00</b>
	Ricks, Nancy	<b>\$50.00</b>
	Rieling, Joseph	<b>\$50.00</b>
	Ringe, Linda	<b>\$50.00</b>
	Rios, Michelle	<b>\$50.00</b>
	Risper, Kelly	<b>\$50.00</b>
	Roberts-Burke, Bonnie	<b>\$350.00</b>
	Robinson, Terri	<b>\$50.00</b>
	Rochowiak, Rod	<b>\$100.00</b>
	Rodriguez, Raul	<b>\$50.00</b>
	Rogers, Matthew	<b>\$50.00</b>
	Rosner, Majorie	<b>\$50.00</b>
	Rosner, Marjorie	<b>\$50.00</b>
	Ross, Kenneth	<b>\$50.00</b>
	Rouchell, William	<b>\$50.00</b>
	Rouse, Christopher	<b>\$50.00</b>
	Ruffin, Rochelle	<b>\$50.00</b>
	Runyan, Bradley	<b>\$50.00</b>
	Ruppert, Raymond	<b>\$200.00</b>
	Russell, Elizabeth	<b>\$50.00</b>
	Rutter, Rosalia	<b>\$50.00</b>
	Rychlik, Dominique	<b>\$50.00</b>
Sachse, Jeffrey	<b>\$100.00</b>	
Sadoun, Daniel	<b>\$50.00</b>	

**DISCLAIMER:** The information presented in the 2011 Biennial Report was taken directly from reports of receipts and expenditures filed by the candidates and political committees; afterward formatted into the applicable graphs and charts.

Individual	Salazar, Mila	<b>\$50.00</b>
	Sallay, Terri	<b>\$50.00</b>
	Saltzman, Mary	<b>\$50.00</b>
	Samuel, Lawrence	<b>\$50.00</b>
	Sanders, Robert	<b>\$50.00</b>
	Sanders, Tonya	<b>\$58.75</b>
	Sandler, Ellen	<b>\$50.00</b>
	Sands, James	<b>\$50.00</b>
	Sankoh, Gaskin	<b>\$50.00</b>
	Sardegna, Alexandra	<b>\$50.00</b>
	Sattler, Eric	<b>\$50.00</b>
	Saulsbury, Victor	<b>\$50.00</b>
	Sawyer, William	<b>\$200.00</b>
	Saydam, Sheena	<b>\$50.00</b>
	Schaeffer, Paul	<b>\$50.00</b>
	Schlosberg, Kevin	<b>\$50.00</b>
	Schneider, Susan	<b>\$100.00</b>
	Schnur, Melinda	<b>\$50.00</b>
	Schott, Aniko	<b>\$100.00</b>
	Scorzafava, Matthew	<b>\$50.00</b>
	Scott, Yale	<b>\$50.00</b>
	Sealander, Winfield	<b>\$50.00</b>
	Seaton, Richard	<b>\$50.00</b>
	Seestedt, Sandra	<b>\$50.00</b>
	Seiden, Hydutg	<b>\$50.00</b>
	Seiden, Judith	<b>\$50.00</b>
	Seirafi, Leila	<b>\$50.00</b>
	Seligmann, Susan	<b>\$50.00</b>
	Seva-Gonzalez, Veronica	<b>\$100.00</b>
	Severt, Andrew	<b>\$50.00</b>
Shannon, Margaret	<b>\$50.00</b>	
Shapiro, Megan	<b>\$100.00</b>	

**DISCLAIMER:** The information presented in the 2011 Biennial Report was taken directly from reports of receipts and expenditures filed by the candidates and political committees; afterward formatted into the applicable graphs and charts.



Individual	Sharghi, Baharea	\$50.00
	Sheeline, Leonora	\$50.00
	Sheeline, Lili	\$50.00
	Shirazi, Kaveh	\$50.00
	Shirley, Kevin	\$100.00
	Shuler, Donna	\$50.00
	Sidak, Melinda	\$50.00
	Simpson, James	\$100.00
	Simpson, Margaret	\$50.00
	Simpson, Richard	\$150.00
	Sitrin, Ronald	\$100.00
	Sluzenski, Janet	\$50.00
	Small, Brenda	\$1,300.00
	Smira, Jennifer	\$50.00
	Smith, Davila	\$50.00
	Smith, Davilla	\$50.00
	Smith, John	\$50.00
	Smith, Margaret	\$51.00
	Smolley, Kathleen	\$50.00
	Snedaker, Jeffrey	\$50.00
	Snodgrass, Frank	\$450.00
	Somers, Rebecca	\$100.00
	Sonner, Theodore	\$100.00
	Spicer, John	\$50.00
	Spoden, Lisa	\$50.00
	Stanchak, Orysia	\$50.00
	Stansbury, Mimi	\$50.00
	Stansky Brown, Linda	\$100.00
	Stavropoulos, Nora	\$50.00
	Steadwell, Louis	\$100.00
Stellato, Laura	\$50.00	
Steuart, Laura	\$50.00	

**DISCLAIMER:** The information presented in the 2011 Biennial Report was taken directly from reports of receipts and expenditures filed by the candidates and political committees; afterward formatted into the applicable graphs and charts.

Individual	Stevens, Erin	\$50.00
	Stewart, Andrea	\$50.00
	Stokes Milligan, Anslie	\$365.00
	Stokes, Anslie	\$365.00
	Story, Mitchell	\$50.00
	Stuart, Jordan	\$50.00
	Stuart, William	\$50.00
	Sturley, Emmanuel	\$50.00
	Suisman, Ingrid	\$50.00
	Sullivan, Mark	\$1,150.00
	Sullivan, Michael	\$150.00
	Sullivan, Ruth	\$50.00
	Sumichrast, Eva	\$50.00
	Sutcliffe, Glen	\$100.00
	Sutfin, Carol	\$50.00
	Sutton, Jesse	\$50.00
	Swartz, Emily	\$100.00
	Swartz, Sean	\$50.00
	Sweeney, Joseph	\$50.00
	Szabo, Adrienne	\$50.00
	Szala, Karen	\$50.00
	Szczepanska, Anna	\$100.00
	Tack, Robert	\$50.00
	Tahmaseb, Mina	\$50.00
	Talpa, Jacqueline	\$50.00
	Tate, Nathaniel	\$50.00
	Taylor Bubes, Nancy	\$50.00
	Taylor, Jonathan	\$100.00
	Taylor, Yolanda	\$50.00
	Teague, Gordon	\$50.00
Terzis, Melissa	\$50.00	
Theisen, Harry	\$50.00	

**DISCLAIMER:** The information presented in the 2011 Biennial Report was taken directly from reports of receipts and expenditures filed by the candidates and political committees; afterward formatted into the applicable graphs and charts.

Individual	Thomas, Lori	\$50.00
	Thomas, Maceo	\$50.00
	Thomas, Stephen	\$100.00
	Thompson, Barbara	\$100.00
	Thompson, Roby	\$50.00
	Tilahun, Dereje	\$50.00
	Tindale, Gregory	\$50.00
	Toussaint, Chris	\$50.00
	Towler, Tony	\$50.00
	Towsend, Jason	\$50.00
	Treat, Lucinda	\$50.00
	Tucker, Mary	\$50.00
	Tull, Kimathi	\$100.00
	Turano, Dominic	\$50.00
	Turner, Seth	\$50.00
	Tynes, Donald	\$50.00
	Upham, Christopher	\$50.00
	Urigo, Kelly	\$100.00
	Valentino, Rachel	\$500.00
	Van Rensbur, Stephanus	\$50.50
	Vargas-Llosa, Susana	\$50.00
	Vilardo, Matthew	\$50.00
	Virbickas, Kelly	\$100.00
	Voellm, Karen	\$50.00
	Von Schlegel, Jackie	\$200.00
	Voris, George	\$30.00
	Voyles, Ty	\$100.00
	Wade, Theodore	\$92.00
	Wakefield, Ian	\$100.00
	Walker, Kelsey	\$50.00
Walker, Virginia	\$50.00	
Walker, Virginia`	\$50.00	

**DISCLAIMER:** The information presented in the 2011 Biennial Report was taken directly from reports of receipts and expenditures filed by the candidates and political committees; afterward formatted into the applicable graphs and charts.

Individual	Wallace, Mindy	\$50.00
	Walsh, Ned	\$100.00
	Wander, Elyse	\$1,000.00
	Wank, Gloria	\$100.00
	Washington, Nykia	\$50.00
	Washington, Steven	\$50.00
	Webb, Patty	\$50.00
	Webster, Elizabeth	\$100.00
	Wehrie, Joyce	\$50.00
	Weiss, Christie	\$50.00
	Wells, Janet	\$100.00
	Wertz, Abigail	\$50.00
	Whatley, Annie	\$79.00
	Wheat, Tim	\$50.00
	Wheeland, Marlana	\$50.00
	White, Lesley	\$50.00
	White, Mary	\$100.00
	White, Sharon	\$50.00
	Widder, Rachel	\$100.00
	Widmayer, Salley	\$50.00
	Williams, Andrea	\$100.00
	Williams, Dan	\$100.00
	Williams, Gregory	\$50.00
	Williams, Jearline	\$149.00
	Williams, Joseph	\$50.00
	Williams, Martha	\$100.00
	Williams, Melanie	\$50.00
	Williams, Millicent	\$50.00
	Williams, Robert	\$50.00
	Williams, Thomas	\$100.00
Wilson, Angela	\$100.00	
Wilson, Samuel	\$50.00	

**DISCLAIMER:** The information presented in the 2011 Biennial Report was taken directly from reports of receipts and expenditures filed by the candidates and political committees; afterward formatted into the applicable graphs and charts.

Individual	Wilson, Zenobia	\$50.00
	Winter, Suzanne	\$100.00
	Winters, Suzanne	\$100.00
	Wipranik, Michael	\$50.00
	Wirth, Carolyn	\$100.00
	Witherspoon, LaVita	\$50.00
	Wood, Edward	\$50.00
	Woolford, William	\$200.00
	Word, John	\$50.00
	Worthington, Holly	\$2,050.00
	Wye, Pamela	\$50.00
	Wynn, Earl	\$25.00
	Yan, Patricia	\$50.00
	Yanagihara, Ann	\$100.00
	Yang, Grace	\$50.00
	Yarnell, Michael	\$50.00
	Yearsley, Joshua	\$50.00
	Yick, Sally	\$50.00
	Yirga, Reta	\$50.00
	Young, Kathleen	\$100.00
	Young, Phyllis	\$100.00
	Young, Tene	\$50.00
	Zahedi, Nasser	\$20.00
	Zimmerman, Darr3ll	\$50.00
Zitello, Mary	\$50.00	
Zook, Andrea	\$50.00	
Zorc, Joseph	\$50.00	
	<b>Total</b>	<b>\$88,422.46</b>
	<b>Grand Total</b>	<b>\$99,471.59</b>

**DISCLAIMER:** The information presented in the 2011 Biennial Report was taken directly from reports of receipts and expenditures filed by the candidates and political committees; afterward formatted into the applicable graphs and charts.

Contributor Name	Amount	Date of Receipt
RPAC	\$30.00	02/13/2009
RPAC	\$300.00	04/03/2009
<b>Subtotal</b>	<b>\$330.00</b>	
<b>Percentage of Total Contributions</b>	<b>0.33%</b>	

**DISCLAIMER:** The information presented in the 2011 Biennial Report was taken directly from reports of receipts and expenditures filed by the candidates and political committees; afterward formatted into the applicable graphs and charts.

Contributor Name	Amount	Date of Receipt
<b>Business</b>		
Greater Capital Area Association of REALTORS	\$406.00	01/22/2009
Greater Capital Area Association of REALTORS	\$362.50	01/23/2009
Greater Capital Area Association of REALTORS	\$215.00	12/23/2009
Greater Capital Area Association of REALTORS	\$305.00	01/25/2010
Greater Capital Area Association of REALTORS	\$311.00	01/25/2010
Greater Capital Area Association of REALTORS	\$60.00	04/22/2010
Greater Capital Area Association of Realtors	\$406.00	01/12/2009
Greater Capital Area Association of REALTORS	\$100.50	01/22/2009
Greater Capital Area Association of Realtors	\$295.00	02/24/2009
Greater Capital Area Association of Realtors	\$50.00	04/27/2009
Greater Capital Area Association of REALTORS	\$140.00	04/27/2009
Greater Capital Area Association of REALTORS	\$110.00	04/27/2009
Greater Capital Area Association of REALTORS	\$95.00	05/26/2009
Greater Capital Area Association of Realtors	\$1,250.00	05/27/2009
Greater Capital Area Association of REALTORS	\$51.50	06/19/2009
Greater Capital Area Association of Realtors	\$1,250.00	03/16/2010
Greater Capital Area Association of Realtors	\$46.00	05/26/2010
Greater Capital Area Association of REALTORS	\$82.00	05/26/2010
Greater Capital Area Association of REALTORS	\$109.50	09/28/2010
Greater Capital Area Association of Realtors	\$52.17	10/07/2010
Greater Capital Area Associatio of REALTORS	\$295.00	01/22/2009
Greater Capital Area Associatio of REALTORS	\$365.00	03/13/2009
Greater Capital Area Associatio of REALTORS	\$131.00	12/23/2009
Greater Capital Area Associatio of REALTORS	\$129.96	01/25/2010
Greater Capital Area Associatio of REALTORS	\$276.00	01/25/2010
Greater Capital Area Associatio of REALTORS	\$315.00	03/15/2010
Greater Washingtín Commercial Assn REALTORS	\$1,710.00	04/27/2009
Greater Washingtín Commercial Assn REALTORS	\$60.00	05/26/2009
Greater Washingtín Commercial Assn REALTORS	\$60.00	07/21/2009
Greater Washington Commercial Assn of Realtor	\$1,345.00	02/19/2010
Greater Washington Commercial Assn of Realtor	\$300.00	04/22/2010
National Association of REALTORS	\$35.00	08/17/2009
<b>Subtotal</b>	<b>\$10,719.13</b>	
<b>Percentage of Total Contributions</b>	<b>10.78%</b>	

**DISCLAIMER:** The information presented in the 2011 Biennial Report was taken directly from reports of receipts and expenditures filed by the candidates and political committees; afterward formatted into the applicable graphs and charts.

Contributor Name	Amount	Date of Receipt
<b>Individual</b>		
Abele, Elizabeth	\$50.00	01/25/2010
Aboulafia, Casey	\$50.00	01/12/2009
Aboulafia, Casey	\$50.00	05/26/2010
Abrams, Alan	\$50.00	08/25/2010
Abrams, Courtney	\$50.00	10/07/2010
Abramson, Rachael	\$50.00	10/07/2010
Abu-Lughod, Swar	\$50.00	04/27/2009
Abu-Rahmeh, Mansour	\$50.00	12/23/2009
Adams, Bradley	\$50.00	08/25/2010
Adkins, Rickey	\$50.00	10/07/2010
Adler, John	\$50.00	01/22/2009
Adler, John	\$50.00	01/25/2010
Admassou, Yohannes	\$50.00	01/25/2010
Admassouo, Yohannes	\$50.00	10/14/2009
Aimone, John	\$50.00	04/27/2009
Akay, Necmettin	\$25.00	09/04/2009
Akhavan, John	\$25.00	08/25/2010
Alafoginis, Barbara	\$50.00	01/22/2009
Alafoginis, Barbara	\$50.00	01/25/2010
Alberto, Julio	\$50.00	03/15/2010
Albrecht, Robert	\$50.00	07/17/2009
Albro-Dean, Charlynnne	\$50.00	06/19/2009
Aldridge, Jeremy	\$50.00	01/25/2010
Alexander, Phyllis	\$50.00	12/23/2009
Alexander-Reid, Sheila	\$50.00	04/27/2009
Alston, Miracle-Dawn	\$3.50	10/13/2010
Amira, Mihaela	\$50.00	05/26/2010
Anderson, Carol	\$100.00	12/23/2009
Anjorin, Chezaray	\$50.00	04/27/2009
Aranha, Lesley	\$50.00	03/13/2009
Arnold, Jeffery	\$50.00	01/22/2009
Aronowitz, Raina	\$50.00	12/23/2009
Ashrafi, Rafiulah	\$50.00	06/22/2010
Ashton, Dreana	\$50.00	08/12/2009
Ashton, Dreana	\$50.00	01/25/2010
Assegahegn, Nardos	\$50.00	01/22/2009

**DISCLAIMER:** The information presented in the 2011 Biennial Report was taken directly from reports of receipts and expenditures filed by the candidates and political committees; afterward formatted into the applicable graphs and charts.



Contributor Name	Amount	Date of Receipt
<b>Individual</b>		
Austin, Shane	\$50.00	12/23/2009
Avanitis, Demetrios	\$50.00	02/24/2009
Awoke, Martha	\$50.00	04/27/2009
Awosika, Olufunke	\$50.00	06/22/2010
Ayers, Daniel	\$50.00	12/23/2009
Babbington, Margaret	\$50.00	01/22/2009
Baigmohamed, Ayesha	\$50.00	12/23/2009
Bailey, Christina	\$50.00	08/12/2009
Bailey, Christina	\$50.00	01/25/2010
Bailey, Dianne	\$50.00	01/22/2009
Bain, Zeno	\$50.00	04/27/2009
Baker, Beverly	\$50.00	03/13/2009
Ball, Vincent	\$50.00	06/22/2010
Baluha, Andrew	\$50.00	06/22/2010
Barker, Karen	\$50.00	01/22/2009
Barnett, John	\$50.00	09/04/2009
Barry, Mary	\$50.00	06/22/2010
Barsan-Anelli, Aida	\$50.00	09/28/2010
Bashoor, Lewis	\$50.00	01/22/2009
Bashoor, Lewis	\$50.00	01/25/2010
Basso, Christine	\$50.00	04/27/2009
Basso, Christine	\$50.00	05/26/2010
Bates, Susan	\$50.00	01/22/2009
Bayer, Mark	\$50.00	12/23/2009
Baylor, Conchita	\$50.00	01/22/2009
Beacher, Harrison	\$50.00	01/22/2009
Beacher, Harrison	\$50.00	04/27/2009
Beamon, Mckell	\$50.00	03/13/2009
Beaven, Gina	\$50.00	07/17/2009
Bediz, David	\$150.00	03/13/2009
Bediz, David	\$100.00	04/27/2009
Bediz, David	\$50.00	12/23/2009
Belay, Mulaw	\$50.00	01/22/2009
Bennett, Deon	\$50.00	05/26/2010
Bennett, Ingrid	\$50.00	05/26/2010
Bergstrom, Mary	\$50.00	01/22/2009

**DISCLAIMER:** The information presented in the 2011 Biennial Report was taken directly from reports of receipts and expenditures filed by the candidates and political committees; afterward formatted into the applicable graphs and charts.

Contributor Name	Amount	Date of Receipt
<b>Individual</b>		
Berhane, Makeda	\$50.00	12/23/2009
Bernard, Jennifer	\$50.00	06/22/2010
Bertini, Mark	\$50.00	05/26/2010
Bertles, Katherine	\$50.00	06/22/2010
Blaha, David	\$50.00	10/14/2009
Blake, Elizabeth	\$50.00	10/07/2010
Blake, Valerie	\$50.00	01/25/2010
Blakeman, Anne	\$50.00	08/25/2010
Blakeman, Megan	\$50.00	08/25/2010
Blakeslee, Elizabeth	\$1,000.00	06/19/2009
Blakeslee, Elizabeth	\$250.00	06/22/2010
Boggs, Mary	\$50.00	04/27/2009
Boitel, Gerard	\$50.00	07/17/2009
Bojan, Louis	\$100.00	01/25/2010
Booth, Victor	\$50.00	04/27/2009
Borda, Jaime	\$50.00	02/24/2009
Boslough, Susan	\$50.00	01/22/2009
Boulden, Tiffany	\$50.00	01/25/2010
Bowman Pimentel, Laura	\$50.00	06/22/2010
Bowser, Amy	\$100.00	10/08/2009
Bowser, Amy	\$500.00	08/25/2010
Boyd, Douglas	\$50.00	06/19/2009
Boyle, Kevin	\$50.00	01/12/2009
Boyle, Kevin	\$50.00	03/15/2010
Bradshaw, Clifford	\$50.00	10/07/2010
Branic, Evelyn	\$50.00	01/22/2009
Branic, Evelyn	\$50.00	01/25/2010
Brannon, Donna	\$50.00	01/12/2009
Brannon, Donna	\$50.00	12/23/2009
Brant, Donna	\$50.00	08/12/2009
Bratton, John	\$100.00	05/26/2010
Breck, Shawn	\$50.50	04/27/2009
Brent, Liz	\$50.00	01/12/2009
Brent, Liz	\$50.00	01/25/2010
Bresnahan, Mary	\$50.00	12/23/2009
Brett, Mary	\$50.00	03/15/2010

**DISCLAIMER:** The information presented in the 2011 Biennial Report was taken directly from reports of receipts and expenditures filed by the candidates and political committees; afterward formatted into the applicable graphs and charts.

Contributor Name	Amount	Date of Receipt
<b>Individual</b>		
Briggs, Justin	\$50.00	04/27/2009
Broady, James	\$50.00	06/19/2009
Brodsky, Sarah	\$50.00	03/13/2009
Brodsky, Sarah	\$50.00	05/26/2010
Brooks, David	\$50.00	04/22/2010
Brown Miller, Fani	\$50.00	04/22/2010
Brown, Courtney	\$50.00	01/25/2010
Brown, Darrell	\$50.00	05/26/2010
Brown, Deirdre	\$50.00	04/22/2010
Brown, Ivan	\$100.00	01/25/2010
Brown, Ivan	\$1,000.00	08/02/2010
Brown, Saint	\$50.00	01/22/2009
Brown, Thejuanie	\$50.00	01/25/2010
Bruno, Anthony	\$100.00	12/23/2009
Bryan, Thomas	\$100.00	05/26/2010
Buerger, Thomas	\$50.00	01/25/2010
Bulcha, Mintewab	\$50.00	06/22/2010
Burchard, Beth	\$50.00	01/22/2009
Burfield, Adrienne	\$50.00	01/25/2010
Burger, Charles	\$50.00	02/24/2009
Burger, Charles	\$500.00	06/24/2009
Burke, David	\$50.00	04/27/2009
Burns, Rachel	\$50.00	03/13/2009
Burton, Linda	\$50.00	12/23/2009
Byrd, Theresa	\$50.00	04/27/2009
Cabrera, Pio	\$50.00	04/27/2009
Cabrera, Pio	\$50.00	01/25/2010
Cameron, Stephanie	\$50.00	03/13/2009
Cameron, Stephanie	\$50.00	05/26/2010
Campbell, Jennifer	\$50.00	04/27/2009
Campbell, Jennifer	\$50.00	03/15/2010
Canute, Craig	\$50.00	12/23/2009
Caputo, Grace	\$50.00	02/24/2009
Cardich, Maria	\$50.00	03/15/2010
Cardoza, Jared	\$45.00	09/04/2009
Carias-Green, Gabriela	\$50.00	01/25/2010

**DISCLAIMER:** The information presented in the 2011 Biennial Report was taken directly from reports of receipts and expenditures filed by the candidates and political committees; afterward formatted into the applicable graphs and charts.

Contributor Name	Amount	Date of Receipt
<b>Individual</b>		
Carlisle, Hope	\$50.00	08/25/2010
Carnes, Nathan	\$250.00	07/17/2009
Carnes, Nathan	\$250.00	09/04/2009
Carnes, Nathan	\$250.00	05/26/2010
Carr, James	\$50.00	01/22/2009
Carr, Keith	\$50.00	05/26/2010
Carr, Susan	\$50.00	01/25/2010
Carter, Caroline	\$50.00	04/22/2010
Carter, Doug	\$1,000.00	08/02/2010
Carter, Douglas	\$50.00	04/27/2009
Casey, Svetlana	\$50.00	12/23/2009
Castle, Jeremy	\$50.00	03/15/2010
Cavarocchi, Bridget	\$50.00	01/25/2010
Caviness, Thomas	\$50.00	04/27/2009
Chaletzky, Linda	\$50.00	04/27/2009
Champagne, Jill	\$50.00	06/22/2010
Chandler, Russell	\$50.00	06/22/2010
Charity, Marilyn	\$50.00	01/22/2009
Charity, Marilyn	\$50.00	01/25/2010
Chartienitz, Lawrence	\$50.00	01/22/2009
Chartienitz, Lawrence	\$50.00	01/25/2010
Checa, Maria	\$50.00	12/23/2009
Chen, Melissa	\$250.00	02/24/2009
Cheney, Matthew	\$50.00	04/27/2009
Chew, Virginia	\$50.00	12/23/2009
Chung, Jennifer	\$50.00	03/15/2010
Chung, Yumin	\$50.00	01/25/2010
Clark, Eric	\$50.00	09/04/2009
Clark, John	\$50.00	07/17/2009
Clark, John	\$50.00	12/23/2009
Clay, Joan	\$50.00	01/12/2009
Cline, Bridgette	\$50.00	01/12/2009
Clopton, Geoffrey	\$50.00	01/25/2010
Coates, Andrew	\$50.00	05/26/2010
Coates, David	\$50.00	10/14/2009
Coban, Semih	\$50.00	06/22/2010

**DISCLAIMER:** The information presented in the 2011 Biennial Report was taken directly from reports of receipts and expenditures filed by the candidates and political committees; afterward formatted into the applicable graphs and charts.

Contributor Name	Amount	Date of Receipt
<b>Individual</b>		
Coffman, Matthew	\$50.00	06/22/2010
Cole, Ola	\$50.00	05/26/2010
Coleman, Eugene	\$50.00	01/22/2009
Coleman, Eugene	\$50.00	01/25/2010
Coles, Louisa	\$50.00	07/17/2009
Connor, Sandra	\$50.00	01/25/2010
Conway, Daniel	\$50.00	08/25/2010
Corboy, Eileen	\$50.00	04/22/2010
Corker, Julia	\$50.00	01/25/2010
Corson, Robert	\$50.00	06/22/2010
Couch-Davis, Dana	\$50.00	06/19/2009
Courtney, Steven	\$50.00	04/27/2009
Cox, David	\$50.00	01/25/2010
Cox, Therese	\$100.00	01/12/2009
Craig, Teresa	\$50.00	01/25/2010
Crane, Arynne	\$50.00	05/26/2010
Cranford, Judy	\$1,000.00	05/05/2010
Crawford, H. R.	\$50.00	06/22/2010
Crawford, H. R.	\$365.00	07/13/2010
Crawford, Robert	\$50.00	05/26/2010
Crossland, David	\$50.00	04/27/2009
Cullinane, Maureen	\$50.00	05/26/2009
Cullinane, Maureen	\$50.00	07/17/2009
Cummings, Steven	\$50.00	01/22/2009
Cummings, Steven	\$50.00	01/25/2010
Currie, Kathryn	\$50.00	04/27/2009
Curry, Eddie	\$50.00	01/22/2009
Curry, Tushrondra	\$50.00	01/22/2009
Cushman, Christopher	\$50.00	01/22/2009
Cushman, Christopher	\$50.00	04/27/2009
Cusick, Carter	\$50.00	01/25/2010
Cusick, Joanna	\$50.00	01/22/2009
Cusick, Ralph	\$50.00	01/22/2009
Czuba, Catherine	\$50.00	01/12/2009
Czuba, Catherine	\$50.00	12/23/2009
Dabo, Fatou	\$50.00	06/19/2009

**DISCLAIMER:** The information presented in the 2011 Biennial Report was taken directly from reports of receipts and expenditures filed by the candidates and political committees; afterward formatted into the applicable graphs and charts.

Contributor Name	Amount	Date of Receipt
<b>Individual</b>		
Daddabbo, Cori	\$50.00	06/19/2009
Dahill, John	\$50.00	05/26/2010
Daley, Margaret	\$50.00	10/14/2009
Daley, Margaret	\$50.00	01/25/2010
Daniels, Larry	\$100.00	01/22/2009
Daniels, Larry	\$100.00	01/25/2010
Dannenbauer, Michael	\$50.00	09/28/2010
Darby, Christopher	\$50.00	02/24/2009
Darby, Christopher	\$250.00	12/23/2009
Darden, Abeni	\$50.00	08/25/2010
Davidson, Thomas	\$50.00	02/24/2009
Davidson, Thomas	\$50.00	01/25/2010
Davis, Andrew	\$50.00	10/14/2009
Davis, Antwan	\$50.00	10/07/2010
Davis, Darrin	\$50.00	06/22/2010
Davis, Gwendolyn	\$50.00	12/23/2009
Davis, Keith	\$50.00	03/13/2009
Davis, Lauren	\$50.00	01/12/2009
Davis, Melanie	\$50.00	06/22/2010
Davis, Peter	\$50.00	01/25/2010
Davis, Sherry	\$50.00	01/12/2009
Dawson, Calvin	\$50.00	01/25/2010
Dawson, David	\$50.00	06/22/2010
Day, Michael	\$50.00	04/27/2009
De Lisio, Tiffany	\$50.00	08/12/2009
Deckelbaum, David	\$50.00	01/25/2010
Dees, Michael	\$50.00	06/22/2010
DeLoach, Cathleen	\$50.00	01/25/2010
Denton, Donald	\$50.00	01/12/2009
Denton, Donald	\$50.00	01/25/2010
Des Marais, Suzanne	\$100.00	04/27/2009
Des Marais, Suzanne	\$300.00	01/25/2010
DeSantis, David	\$50.00	12/23/2009
Dever, Frederick	\$50.00	08/25/2010
Dewey, Donald	\$100.00	03/13/2009
Dias, Marie	\$50.00	04/27/2009

**DISCLAIMER:** The information presented in the 2011 Biennial Report was taken directly from reports of receipts and expenditures filed by the candidates and political committees; afterward formatted into the applicable graphs and charts.

Contributor Name	Amount	Date of Receipt
<b>Individual</b>		
Didden, Albert	\$100.00	01/22/2009
Didden, Albert	\$50.00	12/23/2009
Diggs, Kenneth	\$50.00	10/07/2010
Dimos, Mary	\$50.00	01/25/2010
Dodson, Helen	\$50.00	01/22/2009
Dodson, Norris	\$50.00	04/27/2009
Dominguez, Juan	\$50.00	04/22/2010
Donner, William	\$50.00	01/12/2009
Donohue, Caitlin	\$50.00	09/04/2009
Dory, Jose	\$50.00	06/22/2010
Douglas, Todd	\$50.00	10/14/2009
Douglas, Todd	\$50.00	12/23/2009
Downing, Damon	\$50.00	01/12/2009
Downing, Damon	\$50.00	05/26/2010
Downs, Edward	\$50.00	04/27/2009
Downs, Edward	\$150.00	01/25/2010
Dudley, Cornelius	\$50.00	03/13/2009
Dyer, John	\$50.00	01/25/2010
Eatman, George	\$50.00	06/19/2009
Egege, Chintua	\$50.00	01/12/2009
Eichbert, Andrew	\$100.00	10/07/2009
Eichbert, Andrew	\$150.00	08/25/2010
Ekberg, Christian	\$50.00	06/19/2009
Eliopoulos, Apostolos	\$50.00	01/22/2009
Eliopoulos, Apostoos	\$50.00	04/27/2009
Ellis, Joshua	\$50.00	09/28/2010
Ensari, Abdulhdcuk	\$50.00	04/27/2009
Errichetti, Jennifer	\$50.00	12/23/2009
Evans, Carlos	\$50.00	06/19/2009
Evans, Jan	\$50.00	04/27/2009
Evans, Jan	\$50.00	12/23/2009
Evans, William	\$100.00	01/12/2009
Evans, William	\$100.00	01/25/2010
Evers, Donna	\$50.00	12/23/2009
Ewings, Asa	\$100.00	12/23/2009
Fadli, Karim	\$50.00	09/04/2009

**DISCLAIMER:** The information presented in the 2011 Biennial Report was taken directly from reports of receipts and expenditures filed by the candidates and political committees; afterward formatted into the applicable graphs and charts.

Contributor Name	Amount	Date of Receipt
<b>Individual</b>		
Fagan, Susan	\$50.00	01/25/2010
Fain, Larissa	\$50.00	01/22/2009
Fain, Larissa	\$50.00	01/25/2010
Fakhrai, Farbod	\$50.00	06/22/2010
Farhi, Kieva	\$50.00	08/25/2010
Farman, Michael	\$50.00	01/12/2009
Faustina, Alana	\$50.00	01/25/2010
Favazzo, John	\$50.00	01/25/2010
Fazell, Ben	\$50.00	04/27/2009
Ferguson, Chris	\$50.00	04/27/2009
Ferguson, Ryan	\$50.00	09/28/2010
Ferrazzano, Laura	\$50.00	03/13/2009
Ferrington, Carter	\$99.00	01/25/2010
Ferrington, Carter	\$99.00	03/15/2010
Figman, Steven	\$50.00	04/27/2009
Figman, Steven	\$50.00	01/25/2010
Finch, James	\$50.00	02/24/2009
Finkelstein, Barbara	\$50.00	01/22/2009
Finkelstein, Barbara	\$50.00	01/25/2010
Fiorentino, Lisa	\$50.00	01/22/2009
Firestone, Russell	\$50.00	04/27/2009
Fischer, Christine	\$50.00	01/25/2010
Fitzgerald, John	\$100.00	01/12/2009
Fleisher, Marc	\$50.00	01/22/2009
Fleisher, Marc	\$50.00	01/25/2010
Floyd, Jimmy	\$50.00	01/25/2010
Ford, Doug	\$50.00	01/25/2010
Ford, Douglas	\$50.00	01/22/2009
Ford, Jimmy	\$50.00	01/22/2009
Forschler, Sean	\$50.00	01/12/2009
Forschler, Sean	\$50.00	01/25/2010
Foster, Paul	\$50.00	10/14/2009
Francis, Nia	\$50.00	01/22/2009
Franklin, Delores	\$100.00	03/13/2009
Freeman, Victor	\$50.00	01/12/2009
Freeman, Victor	\$50.00	03/13/2009

**DISCLAIMER:** The information presented in the 2011 Biennial Report was taken directly from reports of receipts and expenditures filed by the candidates and political committees; afterward formatted into the applicable graphs and charts.



Contributor Name	Amount	Date of Receipt
<b>Individual</b>		
Frias, Peter	\$50.00	04/27/2009
Friedman, Darrin	\$50.00	02/24/2009
Friedman, Darrin	\$50.00	01/25/2010
Friedson, Melanie	\$50.00	06/19/2009
Fujiyama, Yuichiro	\$50.00	04/27/2009
Fulcher, Thomas	\$100.00	10/08/2009
Funt, Sarah	\$50.00	02/24/2009
Gaffney, Manuel	\$50.00	02/24/2009
Galler, Michelle	\$50.00	04/27/2009
Gambill, Christopher	\$50.00	03/13/2009
Garcia, Carlos	\$1,000.00	08/02/2010
Garcia, Fernando	\$50.00	01/12/2009
Gardner, Kirsten	\$50.00	01/25/2010
Gardner, Kristen	\$50.00	12/23/2009
Gaughan, Janelle	\$50.00	01/22/2009
Gault, Jeanne	\$50.00	01/25/2010
Gee, Betty	\$50.00	03/13/2009
Gee, Betty	\$50.00	05/26/2010
George, Tammera	\$50.00	07/17/2009
Gerger, Ricki	\$365.00	06/22/2010
Gersten, Richard	\$50.00	06/19/2009
Gessner, Brian	\$50.00	06/19/2009
Getson, David	\$50.00	12/23/2009
Giamas, George	\$50.00	01/22/2009
Gibson, Jerard	\$50.00	09/28/2010
Gildea, David	\$50.00	07/17/2009
Giles, Edward	\$100.00	04/27/2009
Gill, Catherine	\$100.00	01/12/2009
Glasser, Cynthia	\$43.75	06/22/2010
Godat, Didier	\$50.00	04/27/2009
Gold, Shelley	\$50.00	01/12/2009
Gold, Shelley	\$50.00	12/23/2009
Goldman, John	\$50.00	03/13/2009
Goldstein, Suzanne	\$50.00	12/23/2009
Goolsby, Stephen	\$50.00	01/22/2009
Gorog, Gabriel	\$50.00	10/14/2009

**DISCLAIMER:** The information presented in the 2011 Biennial Report was taken directly from reports of receipts and expenditures filed by the candidates and political committees; afterward formatted into the applicable graphs and charts.

Contributor Name	Amount	Date of Receipt
<b>Individual</b>		
Graham, Kenneth	\$50.00	01/22/2009
Gram, Andra	\$50.00	01/22/2009
Grange, Valerie	\$50.00	01/22/2009
Granville, Lindsey	\$50.00	01/25/2010
Gray, Elizabeth	\$250.00	01/25/2010
Gray, Gennett	\$50.00	01/22/2009
Greason, Tiffany	\$50.00	02/24/2009
Green, Brandon	\$1,000.00	08/02/2010
Green, Bruce	\$50.00	01/22/2009
Green, Flora	\$50.00	05/26/2010
Greenberg, David	\$50.00	01/22/2009
Greenberg, David	\$50.00	12/23/2009
Greene, Ramona	\$50.00	01/22/2009
Griffin, Benjamin	\$50.00	01/12/2009
Griffin, Mark	\$50.00	12/23/2009
Griffin, Yvonne	\$50.00	04/27/2009
Grimm, Edgar	\$50.00	01/22/2009
Grimm, Peter	\$50.00	01/25/2010
Grimmer, Angela	\$50.00	02/24/2009
Grimmer, Angela	\$50.00	01/25/2010
Grissom, LuChiea	\$50.00	06/19/2009
Grooms, Charles	\$60.00	12/23/2009
Gude, Mark	\$50.00	02/24/2009
Guizzetti, Sharon	\$50.00	12/23/2009
Guthrie, Donald	\$50.00	04/27/2009
Habibu, Takele	\$50.00	01/25/2010
Hackney, Lynn	\$50.00	07/17/2009
Hamilton, Christopher	\$50.00	01/22/2009
Hamilton, Christopher	\$50.00	01/25/2010
Hammond, Derick	\$50.00	01/22/2009
Hammond, Derrick	\$50.00	01/25/2010
Hammond, Jennifer	\$50.00	01/12/2009
Hand, Susan	\$50.00	01/22/2009
Hand, Susan	\$50.00	12/23/2009
Hansen, Sheila	\$50.00	05/26/2010
Hardgrave, Christopher	\$50.00	03/15/2010

**DISCLAIMER:** The information presented in the 2011 Biennial Report was taken directly from reports of receipts and expenditures filed by the candidates and political committees; afterward formatted into the applicable graphs and charts.

Contributor Name	Amount	Date of Receipt
<b>Individual</b>		
Hargrove, Aaron	\$125.00	01/25/2010
Harper, Oral	\$50.00	03/13/2009
Harris, Janelle	\$50.00	01/12/2009
Harris, Leah	\$50.00	01/12/2009
Harris, Leah	\$50.00	12/23/2009
Harrison, David	\$50.00	01/22/2009
Harrison, Gordon	\$50.00	04/27/2009
Harrison, Jeanne	\$50.00	01/25/2010
Hart, Diana	\$50.00	12/23/2009
Haskett, Dianne	\$50.00	06/22/2010
Haskins, Seth	\$50.00	07/17/2009
Hatfield, Andrea	\$50.00	01/25/2010
Haws, Derry	\$50.00	01/22/2009
Haws, Derry	\$50.00	01/25/2010
Hazard, Susan	\$50.00	09/04/2009
Hegner, Amy	\$50.00	09/28/2010
Hein, Erik	\$50.00	09/04/2009
Heine, Susan	\$50.00	01/25/2010
Heller, Zelda	\$50.00	01/12/2009
Heller, Zelda	\$50.00	12/23/2009
Hendricks, Carla	\$50.00	01/12/2009
Hendricks, Carla	\$50.00	03/13/2009
Henry, Judith	\$50.00	01/22/2009
Henry, Judith	\$50.00	05/26/2010
Henryk, Patricia	\$75.00	01/25/2010
Herrmann, Jane	\$50.00	04/22/2010
Highsmith, William	\$50.00	01/22/2009
Highsmith, William	\$100.00	01/25/2010
Highsmith, William	\$1,000.00	08/02/2010
Hill, Andrew	\$50.00	01/22/2009
Hill, Andrew	\$50.00	12/23/2009
Hill, Carlton	\$50.00	07/17/2009
Hill, Lillie	\$50.00	04/27/2009
Hill, Susan	\$50.00	01/22/2009
Hill, Susan	\$50.00	12/23/2009
Himali, Joseph	\$2,500.00	01/12/2009

**DISCLAIMER:** The information presented in the 2011 Biennial Report was taken directly from reports of receipts and expenditures filed by the candidates and political committees; afterward formatted into the applicable graphs and charts.

Contributor Name	Amount	Date of Receipt
<b>Individual</b>		
Himali, Joseph	\$2,500.00	03/04/2009
Himali, Joseph	\$1,000.00	05/05/2010
Hoard, Joel	\$50.00	08/25/2010
Holland, Brandon	\$50.00	01/22/2009
Holland, Lynne	\$50.00	01/12/2009
Holland, Lynne	\$50.00	07/17/2009
Holley, Patricia	\$50.00	03/15/2010
Holmberg, Carole	\$50.00	08/25/2010
Holt, Jason	\$50.00	12/23/2009
Honey, Victor	\$25.00	08/12/2009
Horn, Kimberly	\$50.00	09/28/2010
Horton, Gwendoyln	\$50.00	06/19/2009
Houghton , Arthur	\$50.00	05/26/2010
Hounshell, William	\$50.00	01/12/2009
Hounshell, William	\$100.00	12/23/2009
Howar, Cynthia	\$50.00	01/25/2010
Howard, Rodney	\$50.00	05/26/2010
Howe, Lise Courtne	\$50.00	02/24/2009
Howell, William	\$50.00	01/25/2010
Howson, Jill	\$50.00	04/27/2009
Howson, Jill	\$50.00	12/23/2009
Hreben, Ty	\$50.00	05/26/2010
Hubbell, Suzanna	\$50.00	02/24/2009
Hubbell, Suzanna	\$50.00	05/26/2010
Hughes, Linda	\$100.00	12/23/2009
Hughes, Linda	\$250.00	04/22/2010
Hughes, Linda	\$250.00	08/02/2010
Hukill, Robert	\$50.00	04/27/2009
Hundley, Erin	\$50.00	09/04/2009
Hunnings, Adrian	\$50.00	01/25/2010
Hunnings, Adrian	\$1,000.00	01/25/2010
Hunt, Hughie	\$50.00	01/22/2009
Huret, J'aime	\$50.00	06/19/2009
Husband, Kafayat	\$50.00	06/19/2009
Hylton, Gianna	\$50.00	05/26/2010
Ickert, Steven	\$50.00	01/25/2010

**DISCLAIMER:** The information presented in the 2011 Biennial Report was taken directly from reports of receipts and expenditures filed by the candidates and political committees; afterward formatted into the applicable graphs and charts.

Contributor Name	Amount	Date of Receipt
<b>Individual</b>		
Iqteit, Karam	\$50.00	04/22/2010
Isaacson, Adam	\$50.00	09/28/2010
Itteilag, Nancy	\$50.00	01/12/2009
Itteilag, Nancy	\$50.00	01/25/2010
Ivy, Suzette	\$100.00	05/26/2010
Iweanoge, Charles	\$50.00	01/12/2009
Jackson, Gregory	\$50.00	12/23/2009
Jackson, William	\$50.00	03/15/2010
Jaffee, Marcus	\$25.00	06/22/2010
Jalali, Ingrid	\$50.00	01/22/2009
Jefferson, Traci	\$50.00	01/22/2009
Jefferson, Traci	\$50.00	05/26/2010
Jennings, Louise	\$50.00	04/27/2009
Jennings, Louise	\$50.00	10/14/2009
Jennings, Robert	\$50.00	01/22/2009
Jennings, Robert	\$50.00	12/23/2009
Jewell, Edward	\$50.00	08/12/2009
Jobe, Steven	\$100.00	01/22/2009
Johnson, Daniel	\$50.00	06/22/2010
Johnson, Evan	\$50.00	01/25/2010
Johnson, Kara	\$50.00	09/04/2009
Johnson, Natasha	\$50.00	01/12/2009
Johnson, Trian	\$50.00	04/27/2009
Johnston, Rod	\$100.00	01/12/2009
Johnston, Rod	\$100.00	12/23/2009
Jones, Ayisha	\$50.00	12/23/2009
Jones, Emil	\$43.96	02/24/2009
Jones, Johnny	\$50.00	08/25/2010
Jones, Robert	\$50.00	01/25/2010
Junta, Colleen	\$30.00	08/02/2009
Kanoy, Benjamin	\$50.00	06/22/2010
Karolyi, Emily	\$50.00	01/25/2010
Karon, Kim	\$50.00	06/19/2009
Kass, Benny	\$50.00	12/23/2009
Kelly, Thomas	\$50.00	01/12/2009
Kemp, Phyllis	\$50.00	06/22/2010

**DISCLAIMER:** The information presented in the 2011 Biennial Report was taken directly from reports of receipts and expenditures filed by the candidates and political committees; afterward formatted into the applicable graphs and charts.

Contributor Name	Amount	Date of Receipt
<b>Individual</b>		
Kendrick, Fred	\$1,000.00	01/22/2009
Kendrick, Fred	\$1,000.00	12/29/2009
Kenion, Kenneth	\$50.00	04/27/2009
Key, Pamela	\$50.00	02/24/2009
Key, Pamela	\$50.00	12/23/2009
Khalili, Faezeh	\$50.00	05/26/2010
King, Matthew	\$50.00	07/17/2009
Kironyo, Kristine	\$50.00	05/26/2010
Kirstein, Andrea	\$50.00	01/22/2009
Klein, Charles	\$100.00	03/13/2009
Klein, Charles	\$100.00	03/15/2010
Klein, Joshua	\$50.00	06/19/2009
Knight, Ernest	\$25.00	01/25/2010
Knutson, Andrew	\$50.00	01/12/2009
Knutson, Andrew	\$50.00	01/25/2010
Koehler, Christopher	\$50.00	09/04/2009
Koehler, Susan	\$50.00	01/22/2009
Koehler, Susan	\$50.00	01/25/2010
Kohn, Andrew	\$50.00	06/19/2009
Konopka, Arthur	\$50.00	01/12/2009
Konopka, Arthur	\$50.00	01/25/2010
Korolev, Alexander	\$50.00	06/22/2010
Kothari, Roshani	\$50.00	10/07/2010
Kraftvanermel, Gwendoyln	\$50.00	01/25/2010
Krasnow, Jane	\$50.00	08/25/2010
Krauze, Edward	\$25.00	06/22/2010
Krauze, Edward	\$70.00	08/20/2010
Kriss, Julia	\$250.00	01/12/2009
Kriss, Julia	\$250.00	03/13/2009
Kriss, Julia	\$250.00	03/15/2010
Kucik, Tamara	\$50.00	12/23/2009
Lancelotta, Robert	\$50.00	09/28/2010
LaRue, Lori	\$50.00	10/14/2009
Lass, Monique	\$50.00	06/22/2010
Lawrence, Deane	\$50.00	01/25/2010
Lawrence, Frankie	\$50.00	02/24/2009

**DISCLAIMER:** The information presented in the 2011 Biennial Report was taken directly from reports of receipts and expenditures filed by the candidates and political committees; afterward formatted into the applicable graphs and charts.

Contributor Name	Amount	Date of Receipt
<b>Individual</b>		
Lawrence, Frankie	\$50.00	03/15/2010
Lawrence, Nicole	\$50.00	01/22/2009
Lawrence, Tracy	\$50.00	05/26/2010
Leary, Robert	\$50.00	05/26/2010
Lebert, Kirstin	\$50.00	01/22/2009
Leiner, David	\$50.00	06/22/2010
Leon, Omar	\$10.00	07/17/2009
Lester, Maro	\$50.00	01/22/2009
Lester, Maro	\$50.00	01/25/2010
Levin, Judith	\$100.00	01/22/2009
Levin, Judith	\$250.00	02/24/2009
Levin, Judith	\$50.00	01/25/2010
Levin, Judith	\$500.00	06/22/2010
Levy, Barry	\$50.00	02/24/2009
Levy, Ellen	\$50.00	02/24/2009
Levy, Ellen	\$50.00	01/25/2010
Lewis, Tom	\$50.00	04/27/2009
Lichorat, Edward	\$50.00	05/26/2010
Linares, Carlos	\$50.00	06/19/2009
Lipscomb, Donald	\$100.00	01/22/2009
Lipscomb, Donald	\$100.00	12/23/2009
Lobocchiaro, James	\$50.00	07/17/2009
Lobos-Kirker, Emiliana	\$50.00	01/22/2009
Lobos-Kirker, Emiliana	\$50.00	01/25/2010
Lockett, Kyani	\$50.00	10/07/2010
Lockman, Jacqueline	\$50.00	12/23/2009
Loew, Robin	\$100.00	03/15/2010
Loew, Robin	\$100.00	05/26/2010
Logan, Brian	\$100.00	05/26/2010
Logan, James	\$50.00	04/27/2009
Logan, Karen	\$50.00	01/25/2010
Logan, Martha	\$50.00	01/22/2009
Logan, Martha	\$50.00	01/25/2010
Logsdon, Harlan	\$50.00	02/24/2009
Lopez, Daniel	\$50.00	01/25/2010
Lottmann, Pamela	\$50.00	12/23/2009

**DISCLAIMER:** The information presented in the 2011 Biennial Report was taken directly from reports of receipts and expenditures filed by the candidates and political committees; afterward formatted into the applicable graphs and charts.

Contributor Name	Amount	Date of Receipt
<b>Individual</b>		
Lu, Ying	\$50.00	09/04/2009
Lucid, Rebecca	\$50.00	01/22/2009
Lugo, Evelyn	\$50.00	04/27/2009
Lugo, Evelyn	\$50.00	03/15/2010
Lynham, Lenora	\$50.00	05/26/2010
Macaulay, David	\$50.00	06/22/2010
Macgregor-Gauthier, Gauthier	\$50.00	01/25/2010
Maffin, Constance	\$500.00	01/12/2009
Majors, Bruce	\$50.00	04/27/2009
Majors, Bruce	\$50.00	05/26/2010
Mak, Julia	\$50.00	12/23/2009
Makris, Michael	\$50.00	06/22/2010
Malcolm, Ann	\$50.00	12/23/2009
Malcom, Ann	\$100.00	01/12/2009
Malloy, Patricia	\$50.00	01/12/2009
Malloy, Patricia	\$50.00	01/12/2009
Malloy, Patricia	\$50.00	12/23/2009
Maloney, Dolores	\$50.00	08/25/2010
Mammano, John	\$50.00	01/22/2009
Mammao, John	\$50.00	01/25/2010
Mamone, Yolanda	\$250.00	04/27/2009
Mamone, Yolanda	\$50.00	05/05/2010
Mancuso, Anthony	\$50.00	01/25/2010
Mancuso, Margaret	\$50.00	01/25/2010
Markey, Megan	\$50.00	06/22/2010
Marshall, Ashley	\$50.00	01/22/2009
Marshall, Marion	\$50.00	03/15/2010
Mascio, Joseph	\$50.00	09/04/2009
Masjkiell-DeMarsh, Asha	\$50.00	08/25/2010
Mason, Mary	\$50.00	12/23/2009
Matlock, Samuel	\$50.00	04/27/2009
Mattison, Dale	\$49.00	10/14/2009
Matz, Harry	\$50.00	07/17/2009
McAdams, Andrea	\$50.00	01/12/2009
McCann, John	\$50.00	12/23/2009
McDaniel, Sherman	\$50.00	01/22/2009

**DISCLAIMER:** The information presented in the 2011 Biennial Report was taken directly from reports of receipts and expenditures filed by the candidates and political committees; afterward formatted into the applicable graphs and charts.



Contributor Name	Amount	Date of Receipt
<b>Individual</b>		
McDaniel, Sherman	\$50.00	12/23/2009
McDuffie, Kevin	\$50.00	01/22/2009
McDuffie, Kevin	\$50.00	12/23/2009
McGarath, Kathleen	\$50.00	04/27/2009
McGuire, Mary	\$50.00	01/25/2010
McHugh, Matthew	\$50.00	01/22/2009
McHugh, MMatthew	\$50.00	01/25/2010
McKenzie, Carol	\$50.00	01/25/2010
McKenzie, Carrill	\$50.00	03/13/2009
McLaughlin, Margaret	\$50.00	05/26/2010
McLean, Karen	\$50.00	01/22/2009
McMillian, Arlene	\$50.00	01/22/2009
McMillian, Arlene	\$50.00	01/25/2010
McNair, Justin	\$50.00	09/04/2009
McNeal, Taylor	\$50.00	12/23/2009
Melrod, Kathy	\$50.00	12/23/2009
Melville, Katherine	\$50.00	04/27/2009
Menghetti, Victoria	\$50.00	01/25/2010
Menkiti, Obiora	\$1,000.00	05/05/2010
Mercer, Eric	\$50.00	02/24/2009
Mercer, Eric	\$50.00	01/25/2010
Mertz, Alan	\$50.00	01/22/2009
Merzeraud, Corinne	\$50.00	06/22/2010
Meyerdirk, Mark	\$100.00	04/27/2009
Meyerdirk, Mark	\$100.00	01/25/2010
Meyerdirk, Mark	\$1,000.00	05/05/2010
Miesse, Lawrence	\$50.00	01/25/2010
Milanese, Dino	\$50.00	05/26/2010
Miller, Jeff	\$50.00	09/04/2009
Miller, Margaret	\$50.00	06/19/2009
Miller, Margaret	\$50.00	05/26/2010
Miller, Michael	\$50.00	02/24/2009
Miller, Patricia	\$50.00	08/25/2010
Mills, Amanda	\$50.00	12/23/2009
Mills, Christopher	\$49.00	10/14/2009
Mitchell, Cris	\$50.00	01/12/2009

**DISCLAIMER:** The information presented in the 2011 Biennial Report was taken directly from reports of receipts and expenditures filed by the candidates and political committees; afterward formatted into the applicable graphs and charts.

Contributor Name	Amount	Date of Receipt
<b>Individual</b>		
Mitchell, Kimberly	\$50.00	09/04/2009
Mitchell, Robert	\$50.00	01/12/2009
Mitchell, Robert	\$50.00	01/25/2010
Mitchener, Alice	\$50.00	01/25/2010
Moll, Richard	\$50.00	01/22/2009
Monat, Jessica	\$50.00	01/22/2009
Monat, Jessica	\$50.00	01/25/2010
Montgomery, Jonathan	\$50.00	07/17/2009
Moore, Katie	\$50.00	01/22/2009
Moore, Michael	\$50.00	02/24/2009
Moore, Michael	\$50.00	01/25/2010
Moran, Michael	\$250.00	10/07/2009
Moran, Michael	\$250.00	01/25/2010
Morccone, Susan	\$50.00	04/27/2009
Morrell, Ellen	\$50.00	04/27/2009
Morris, Djana	\$50.00	04/27/2009
Morris, Gemma	\$50.00	03/13/2009
Morris, Gemma	\$50.00	12/23/2009
Moss, Marlene	\$50.00	12/23/2009
Moss, Marlene	\$50.50	01/25/2010
Motherway, Megan	\$50.00	01/25/2010
Mottur, Elizabeth	\$50.00	06/19/2009
Mottur, Elizabeth	\$50.00	06/22/2010
Moussouri, Ero	\$50.00	01/25/2010
Mulligan, William	\$50.00	07/17/2009
Munroe, Warren	\$100.00	01/25/2010
Munson, Edwin	\$50.00	10/14/2009
Murphy, Jay	\$50.00	12/23/2009
Musiker, Rachel	\$50.00	08/12/2009
Myers, Dartasha	\$50.00	03/15/2010
Myerson, Alix	\$50.00	02/24/2009
Myhill, Donald	\$50.00	12/23/2009
Ncha, Catherine	\$50.00	02/24/2009
Negra, Naceur	\$50.00	01/22/2009
Nelson, Gregory	\$50.00	02/24/2009
Nelson, Gregory	\$50.00	04/22/2010

**DISCLAIMER:** The information presented in the 2011 Biennial Report was taken directly from reports of receipts and expenditures filed by the candidates and political committees; afterward formatted into the applicable graphs and charts.

Contributor Name	Amount	Date of Receipt
<b>Individual</b>		
Nelson, Joel	\$365.00	05/05/2010
Nelson, Pamela	\$50.00	01/22/2009
Nelson, Pamela	\$50.00	01/25/2010
Nemeyer, John	\$50.00	02/24/2009
Nemeyer, John	\$50.00	01/25/2010
Netanel, Aya	\$50.00	03/13/2009
Netanel, Aya	\$50.00	01/25/2010
Nevins, Sherry	\$50.00	01/12/2009
Newport, Jane	\$50.00	06/22/2010
Nguyen, Bich	\$50.00	09/04/2009
Nguyen, Huong	\$50.00	06/19/2009
Nicholas, Milton	\$25.00	08/25/2010
Nicholson, Karen	\$50.00	12/23/2009
Nicol, Frank	\$50.00	01/22/2009
Norris, Robert	\$50.00	01/25/2010
Nwosu, Comfort	\$50.00	04/27/2009
Oberdick, Randy	\$50.00	04/22/2010
O'Connell, Quinn	\$50.00	01/22/2009
O'Connell, Quinn	\$50.00	01/22/2009
O'Connell, Quinn	\$50.00	01/25/2010
Oday, Ronald	\$50.00	04/27/2009
O'Farrell, Shannon	\$50.00	12/23/2009
Oh, Moon	\$50.00	04/27/2009
Okorafer, Elmira	\$50.00	01/25/2010
Owens, Alvin	\$50.00	10/07/2010
Pair, Betty	\$50.00	01/12/2009
Pancake, Monica	\$50.00	01/25/2010
Panici, William	\$50.00	01/25/2010
Parker, John	\$50.00	03/15/2010
Parker, Willie	\$50.00	01/12/2009
Pascal, Bruce	\$365.00	08/25/2010
Paschall, Matthew	\$50.00	04/27/2009
Patterson, Elizabeth	\$100.00	01/12/2009
Patterson, Elizabeth	\$100.00	01/25/2010
Patterson, Katherine	\$50.00	12/23/2009
Patterson, Zachary	\$50.00	01/25/2010

**DISCLAIMER:** The information presented in the 2011 Biennial Report was taken directly from reports of receipts and expenditures filed by the candidates and political committees; afterward formatted into the applicable graphs and charts.

Contributor Name	Amount	Date of Receipt
------------------	--------	-----------------

**Individual**

Paulhamus, Justin	\$50.00	04/27/2009
Paynter, John	\$50.00	01/12/2009
Paynter, John	\$50.00	12/23/2009
Peay, Aaron	\$50.00	06/19/2009
Pepper, Susan	\$1,000.00	01/12/2009
Pepper, Susan	\$1,000.00	08/25/2010
Pepperman, Michael	\$50.00	01/25/2010
Percival, Christine	\$50.00	06/19/2009
Percival, Christine	\$50.00	01/25/2010
Perna, Frank	\$50.00	04/27/2009
Perna, Frank	\$50.00	05/26/2010
Peters, Molly	\$50.00	04/27/2009
Petrosian, Sintia	\$50.00	01/22/2009
Pettie, Linda	\$50.00	01/12/2009
Peva, James	\$50.00	06/22/2010
Pflasterer, Steve	\$50.00	01/12/2009
Pflasterer, Steven	\$50.00	12/23/2009
Phelan, Leyla	\$250.00	04/27/2009
Pietraton, Frank	\$250.00	10/07/2010
Pinckney, Terri	\$50.00	09/04/2009
Pirozzi, Gay	\$50.00	08/12/2009
Plank, John	\$50.00	01/22/2009
Pollitt, Stuart	\$50.00	05/26/2010
Posey, William	\$50.00	12/23/2009
Post, Rey	\$50.00	01/22/2009
Poulin, Jane	\$50.00	02/24/2009
Poulin, Jane	\$50.00	07/17/2009
Princi, Maria	\$50.00	01/22/2009
Proctor, Randall	\$50.00	08/12/2009
Pruitt, Karen	\$50.00	08/12/2009
Pryor, David	\$50.00	03/13/2009
Pryor, David	\$100.00	12/23/2009
Putz, Kelly	\$50.00	06/19/2009
Quinones, Enrique	\$50.00	01/22/2009
Quinones, Enrique	\$50.00	05/26/2010
Raff, Blanche	\$50.00	12/23/2009

**DISCLAIMER:** The information presented in the 2011 Biennial Report was taken directly from reports of receipts and expenditures filed by the candidates and political committees; afterward formatted into the applicable graphs and charts.

Contributor Name	Amount	Date of Receipt
------------------	--------	-----------------

**Individual**

Raia, Peter	\$50.00	12/23/2009
Railan, Vishaal	\$50.00	10/07/2010
Randle, Mary	\$100.00	01/22/2009
Rankin, Michael	\$50.00	02/24/2009
Rankin, Michael	\$50.00	01/25/2010
Raskin, Lynn	\$50.00	01/22/2009
Raskin, Lynn	\$99.00	02/24/2009
Raskin, Lynn	\$50.00	12/23/2009
Reardon, Patrick	\$50.00	03/13/2009
Rebmann, Scott	\$50.00	03/15/2010
Recari, Juan	\$50.00	03/15/2010
Reda, Tigisty	\$50.00	01/25/2010
Reddick, William	\$50.00	06/22/2010
Reichert, Kate	\$50.00	06/19/2009
Reid, Andrea	\$50.00	02/24/2009
Reid, Joseph	\$50.00	03/15/2010
Reuter, Nancy	\$100.00	12/23/2009
Rhodes, Richard	\$500.00	08/25/2010
Rice, Eric	\$50.00	01/12/2009
Ricks, Nancy	\$50.00	01/22/2009
Rieling, Joseph	\$50.00	01/25/2010
Ringe, Linda	\$50.00	01/25/2010
Rios, Michelle	\$50.00	04/27/2009
Risper, Kelly	\$50.00	05/26/2010
Roberts-Burke, Bonnie	\$250.00	03/13/2009
Roberts-Burke, Bonnie	\$100.00	12/23/2009
Robinson, Terri	\$50.00	01/12/2009
Rochowiak, Rod	\$50.00	01/22/2009
Rochowiak, Rod	\$50.00	12/23/2009
Rodriguez, Raul	\$50.00	04/27/2009
Rogers, Matthew	\$50.00	08/25/2010
Rosner, Majorie	\$50.00	01/25/2010
Rosner, Marjorie	\$50.00	01/22/2009
Ross, Kenneth	\$50.00	06/22/2010
Rouchell, William	\$50.00	01/25/2010
Rouse, Christopher	\$50.00	06/19/2009

**DISCLAIMER:** The information presented in the 2011 Biennial Report was taken directly from reports of receipts and expenditures filed by the candidates and political committees; afterward formatted into the applicable graphs and charts.

Contributor Name	Amount	Date of Receipt
<b>Individual</b>		
Ruffin, Rochelle	\$50.00	02/24/2009
Runyan, Bradley	\$50.00	12/23/2009
Ruppert, Raymond	\$100.00	01/22/2009
Ruppert, Raymond	\$100.00	04/27/2009
Russell, Elizabeth	\$50.00	01/25/2010
Rutter, Rosalia	\$50.00	03/15/2010
Rychlik, Dominique	\$50.00	04/27/2009
Sachse, Jeffrey	\$50.00	01/12/2009
Sachse, Jeffrey	\$50.00	12/23/2009
Sadoun, Daniel	\$50.00	01/12/2009
Salazar, Mila	\$50.00	01/25/2010
Sallay, Terri	\$50.00	01/25/2010
Saltzman, Mary	\$50.00	05/26/2010
Samuel, Lawrence	\$50.00	04/27/2009
Sanders, Robert	\$50.00	12/23/2009
Sanders, Tonya	\$58.75	07/17/2009
Sandler, Ellen	\$50.00	01/12/2009
Sands, James	\$50.00	04/27/2009
Sankoh, Gaskin	\$50.00	03/15/2010
Sardegna, Alexandra	\$50.00	08/12/2009
Sattler, Eric	\$50.00	01/12/2009
Saulsbury, Victor	\$50.00	04/27/2009
Sawyer, William	\$100.00	01/12/2009
Sawyer, William	\$100.00	01/25/2010
Saydam, Sheena	\$50.00	05/26/2010
Schaeffer, Paul	\$50.00	06/22/2010
Schlosberg, Kevin	\$50.00	01/25/2010
Schneider, Susan	\$50.00	01/22/2009
Schneider, Susan	\$50.00	12/23/2009
Schnur, Melinda	\$50.00	01/22/2009
Schott, Aniko	\$50.00	01/12/2009
Schott, Aniko	\$50.00	12/23/2009
Scorzafava, Matthew	\$50.00	08/25/2010
Scott, Yale	\$50.00	05/26/2010
Sealander, Winfield	\$50.00	03/15/2010
Seaton, Richard	\$50.00	05/26/2010

**DISCLAIMER:** The information presented in the 2011 Biennial Report was taken directly from reports of receipts and expenditures filed by the candidates and political committees; afterward formatted into the applicable graphs and charts.

Contributor Name	Amount	Date of Receipt
<b>Individual</b>		
Seestedt, Sandra	\$50.00	01/12/2009
Seiden, Hydutg	\$50.00	01/22/2009
Seiden, Judith	\$50.00	01/25/2010
Seirafi, Leila	\$50.00	09/04/2009
Seligmann, Susan	\$50.00	07/17/2009
Seva-Gonzalez, Veronica	\$50.00	01/12/2009
Seva-Gonzalez, Veronica	\$50.00	01/12/2009
Severt, Andrew	\$50.00	01/25/2010
Shannon, Margaret	\$50.00	01/25/2010
Shapiro, Megan	\$50.00	01/12/2009
Shapiro, Megan	\$50.00	12/23/2009
Sharghi, Baharea	\$50.00	07/17/2009
Sheeline, Leonora	\$50.00	07/17/2009
Sheeline, Lili	\$50.00	09/04/2009
Shirazi, Kaveh	\$50.00	01/25/2010
Shirley, Kevin	\$50.00	04/27/2009
Shirley, Kevin	\$50.00	01/25/2010
Shuler, Donna	\$50.00	01/12/2009
Sidak, Melinda	\$50.00	05/26/2010
Simpson, James	\$50.00	01/22/2009
Simpson, James	\$50.00	12/23/2009
Simpson, Margaret	\$50.00	01/25/2010
Simpson, Richard	\$50.00	01/12/2009
Simpson, Richard	\$50.00	01/12/2009
Simpson, Richard	\$50.00	12/23/2009
Sitrin, Ronald	\$50.00	01/22/2009
Sitrin, Ronald	\$50.00	12/23/2009
Sluzenski, Janet	\$50.00	01/22/2009
Small, Brenda	\$50.00	01/22/2009
Small, Brenda	\$250.00	02/24/2009
Small, Brenda	\$50.00	01/25/2010
Small, Brenda	\$150.00	06/22/2010
Small, Brenda	\$500.00	08/02/2010
Small, Brenda	\$300.00	10/14/2010
Smira, Jennifer	\$50.00	07/17/2009
Smith, Davila	\$50.00	09/04/2009

**DISCLAIMER:** The information presented in the 2011 Biennial Report was taken directly from reports of receipts and expenditures filed by the candidates and political committees; afterward formatted into the applicable graphs and charts.

Contributor Name	Amount	Date of Receipt
<b>Individual</b>		
Smith, Davilla	\$50.00	12/23/2009
Smith, John	\$50.00	02/24/2009
Smith, Margaret	\$51.00	01/22/2009
Smolley, Kathleen	\$50.00	04/27/2009
Snedaker, Jeffrey	\$50.00	05/26/2010
Snodgrass, Frank	\$50.00	02/24/2009
Snodgrass, Frank	\$300.00	01/25/2010
Snodgrass, Frank	\$100.00	01/25/2010
Somers, Rebecca	\$50.00	04/27/2009
Somers, Rebecca	\$50.00	01/25/2010
Sonner, Theodore	\$50.00	06/19/2009
Sonner, Theodore	\$50.00	12/23/2009
Spicer, John	\$50.00	04/27/2009
Spoden, Lisa	\$50.00	09/28/2010
Stanchak, Orysia	\$50.00	01/22/2009
Stansbury, Mimi	\$50.00	06/22/2010
Stansky Brown, Linda	\$100.00	04/22/2010
Stavropoulos, Nora	\$50.00	12/23/2009
Steadwell, Louis	\$50.00	01/22/2009
Steadwell, Louis	\$50.00	01/25/2010
Stellato, Laura	\$50.00	06/22/2010
Steuart, Laura	\$50.00	04/27/2009
Stevens, Erin	\$50.00	09/04/2009
Stewart, Andrea	\$50.00	01/25/2010
Stokes Milligan, Anslie	\$365.00	04/22/2010
Stokes, Anslie	\$365.00	01/25/2010
Story, Mitchell	\$50.00	04/27/2009
Stuart, Jordan	\$50.00	06/19/2009
Stuart, William	\$50.00	06/22/2010
Sturley, Emmanuel	\$50.00	04/22/2010
Suisman, Ingrid	\$50.00	05/26/2010
Sullivan, Mark	\$150.00	10/08/2009
Sullivan, Mark	\$1,000.00	08/25/2010
Sullivan, Michael	\$50.00	01/12/2009
Sullivan, Michael	\$50.00	02/24/2009
Sullivan, Michael	\$50.00	05/26/2010

**DISCLAIMER:** The information presented in the 2011 Biennial Report was taken directly from reports of receipts and expenditures filed by the candidates and political committees; afterward formatted into the applicable graphs and charts.



Contributor Name	Amount	Date of Receipt
<b>Individual</b>		
Sullivan, Ruth	\$50.00	04/27/2009
Sumichrast, Eva	\$50.00	01/22/2009
Sutcliffe, Glen	\$50.00	01/12/2009
Sutcliffe, Glen	\$50.00	12/23/2009
Sutfin, Carol	\$50.00	01/22/2009
Sutton, Jesse	\$50.00	01/25/2010
Swartz, Emily	\$50.00	01/22/2009
Swartz, Emily	\$50.00	12/23/2009
Swartz, Sean	\$50.00	03/15/2010
Sweeney, Joseph	\$50.00	03/15/2010
Szabo, Adrienne	\$50.00	05/26/2010
Szala, Karen	\$50.00	01/25/2010
Szczepanska, Anna	\$50.00	03/13/2009
Szczepanska, Anna	\$50.00	01/25/2010
Tack, Robert	\$50.00	04/27/2009
Tahmaseb, Mina	\$50.00	05/26/2010
Talpa, Jacqueline	\$50.00	01/25/2010
Tate, Nathaniel	\$50.00	04/27/2009
Taylor Bubes, Nancy	\$50.00	02/24/2009
Taylor, Jonathan	\$100.00	01/25/2010
Taylor, Yolanda	\$50.00	04/27/2009
Teague, Gordon	\$50.00	12/23/2009
Terzis, Melissa	\$50.00	03/15/2010
Theisen, Harry	\$50.00	01/25/2010
Thomas, Lori	\$50.00	01/25/2010
Thomas, Maceo	\$50.00	12/23/2009
Thomas, Stephen	\$100.00	03/13/2009
Thompson, Barbara	\$50.00	02/24/2009
Thompson, Barbara	\$50.00	01/25/2010
Thompson, Roby	\$50.00	01/25/2010
Tilahun, Dereje	\$50.00	03/13/2009
Tindale, Gregory	\$50.00	01/25/2010
Toussaint, Chris	\$50.00	01/25/2010
Towler, Tony	\$50.00	10/07/2010
Towsend, Jason	\$50.00	01/25/2010
Treat, Lucinda	\$50.00	01/12/2009

**DISCLAIMER:** The information presented in the 2011 Biennial Report was taken directly from reports of receipts and expenditures filed by the candidates and political committees; afterward formatted into the applicable graphs and charts.

Contributor Name	Amount	Date of Receipt
<b>Individual</b>		
Tucker, Mary	\$50.00	01/12/2009
Tull, Kimathi	\$50.00	02/24/2009
Tull, Kimathi	\$50.00	05/26/2010
Turano, Dominic	\$50.00	01/25/2010
Turner, Seth	\$50.00	04/27/2009
Tynes, Donald	\$50.00	01/22/2009
Upham, Christopher	\$50.00	01/25/2010
Urgo, Kelly	\$50.00	01/12/2009
Urgo, Kelly	\$50.00	04/27/2009
Valentino, Rachel	\$500.00	09/22/2009
Van Rensbur, Stephanus	\$50.50	04/27/2009
Vargas-Llosa, Susana	\$50.00	04/22/2010
Vilardo, Matthew	\$50.00	01/25/2010
Virbickas, Kelly	\$50.00	01/22/2009
Virbickas, Kelly	\$50.00	12/23/2009
Voellm, Karen	\$50.00	01/25/2010
Von Schlegel, Jackie	\$50.00	04/27/2009
Von Schlegel, Jackie	\$50.00	01/25/2010
Von Schlegel, Jackie	\$100.00	07/13/2010
Voris, George	\$30.00	07/13/2010
Voyles, Ty	\$50.00	04/27/2009
Voyles, Ty	\$50.00	01/25/2010
Wade, Theodore	\$92.00	01/22/2009
Wakefield, Ian	\$50.00	04/27/2009
Wakefield, Ian	\$50.00	05/26/2010
Walker, Kelsey	\$50.00	10/14/2009
Walker, Virginia	\$50.00	01/25/2010
Walker, Virginia`	\$50.00	01/22/2009
Wallace, Mindy	\$50.00	01/25/2010
Walsh, Ned	\$50.00	01/22/2009
Walsh, Ned	\$50.00	01/25/2010
Wander, Elyse	\$1,000.00	05/05/2010
Wank, Gloria	\$50.00	01/22/2009
Wank, Gloria	\$50.00	01/25/2010
Washington, Nykia	\$50.00	06/22/2010
Washington, Steven	\$50.00	04/27/2009

**DISCLAIMER:** The information presented in the 2011 Biennial Report was taken directly from reports of receipts and expenditures filed by the candidates and political committees; afterward formatted into the applicable graphs and charts.

Contributor Name	Amount	Date of Receipt
<b>Individual</b>		
Webb, Patty	\$50.00	12/23/2009
Webster, Elizabeth	\$50.00	01/22/2009
Webster, Elizabeth	\$50.00	01/25/2010
Wehrie, Joyce	\$50.00	04/27/2009
Weiss, Christie	\$50.00	04/22/2010
Wells, Janet	\$50.00	03/13/2009
Wells, Janet	\$50.00	01/25/2010
Wertz, Abigail	\$50.00	03/15/2010
Whatley, Annie	\$79.00	01/25/2010
Wheat, Tim	\$50.00	04/27/2009
Wheeland, Marlana	\$50.00	06/22/2010
White, Lesley	\$50.00	04/27/2009
White, Mary	\$50.00	04/27/2009
White, Mary	\$50.00	05/26/2010
White, Sharon	\$50.00	01/25/2010
Widder, Rachel	\$50.00	01/12/2009
Widder, Rachel	\$50.00	12/23/2009
Widmayer, Salley	\$50.00	04/27/2009
Williams, Andrea	\$50.00	01/12/2009
Williams, Andrea	\$50.00	12/23/2009
Williams, Dan	\$50.00	02/24/2009
Williams, Dan	\$50.00	01/25/2010
Williams, Gregory	\$50.00	06/22/2010
Williams, Jearline	\$99.00	07/17/2009
Williams, Jearline	\$50.00	01/25/2010
Williams, Joseph	\$50.00	03/15/2010
Williams, Martha	\$50.00	01/12/2009
Williams, Martha	\$50.00	01/25/2010
Williams, Melanie	\$50.00	06/19/2009
Williams, Millicent	\$50.00	01/25/2010
Williams, Robert	\$50.00	06/19/2009
Williams, Thomas	\$50.00	04/27/2009
Williams, Thomas	\$50.00	01/25/2010
Wilson, Angela	\$50.00	04/27/2009
Wilson, Angela	\$50.00	05/26/2010
Wilson, Samuel	\$50.00	07/17/2009

**DISCLAIMER:** The information presented in the 2011 Biennial Report was taken directly from reports of receipts and expenditures filed by the candidates and political committees; afterward formatted into the applicable graphs and charts.

Contributor Name	Amount	Date of Receipt
<b>Individual</b>		
Wilson, Zenobia	\$50.00	04/27/2009
Winter, Suzanne	\$100.00	01/22/2009
Winters, Suzanne	\$100.00	01/25/2010
Wipranik, Michael	\$50.00	10/14/2009
Wirth, Carolyn	\$100.00	01/22/2009
Witherspoon, LaVita	\$50.00	06/22/2010
Wood, Edward	\$50.00	12/23/2009
Woolford, William	\$100.00	01/22/2009
Woolford, William	\$100.00	01/25/2010
Word, John	\$50.00	01/25/2010
Worthington, Holly	\$50.00	01/12/2009
Worthington, Holly	\$1,000.00	06/02/2009
Worthington, Holly	\$1,000.00	06/22/2010
Wye, Pamela	\$50.00	04/27/2009
Wynn, Earl	\$25.00	01/25/2010
Yan, Patricia	\$50.00	02/24/2009
Yanagihara, Ann	\$50.00	01/12/2009
Yanagihara, Ann	\$50.00	12/23/2009
Yang, Grace	\$50.00	01/22/2009
Yarnell, Michael	\$50.00	01/25/2010
Yearsley, Joshua	\$50.00	08/25/2010
Yick, Sally	\$50.00	01/25/2010
Yirga, Reta	\$50.00	05/26/2010
Young, Kathleen	\$50.00	01/22/2009
Young, Kathleen	\$50.00	01/25/2010
Young, Phyllis	\$50.00	04/27/2009
Young, Phyllis	\$50.00	12/23/2009
Young, Tene	\$50.00	06/22/2010
Zahedi, Nasser	\$20.00	08/02/2009
Zimmerman, Darr3ll	\$50.00	12/23/2009
Zitello, Mary	\$50.00	01/25/2010
Zook, Andrea	\$50.00	03/15/2010
Zorc, Joseph	\$50.00	01/25/2010
	<b>Subtotal</b>	<b>\$88,422.46</b>
	<b>Percentage of Total Contributions</b>	<b>88.89%</b>

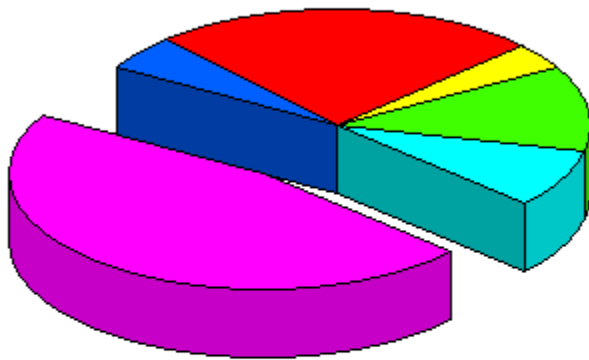
**DISCLAIMER:** The information presented in the 2011 Biennial Report was taken directly from reports of receipts and expenditures filed by the candidates and political committees; afterward formatted into the applicable graphs and charts.

**Total**      **\$99,471.59**

**DISCLAIMER:** The information presented in the 2011 Biennial Report was taken directly from reports of receipts and expenditures filed by the candidates and political committees; afterward formatted into the applicable graphs and charts.

**DC OFFICE OF CAMPAIGN FINANCE**  
**2011 Biennial Report - Political Action Committees**

**Summary of Contributions by Amount for  
Washington, DC Association of Realtors PAC**



Contributions Greater than \$2000	5.0%
Contributions greater or equal to \$1000 but less or equal to \$2000	24.7%
Contributions Greater than or equal to \$500 but less than \$1000	3.5%
Contributions Greater than or equal to \$250 but less than \$500	12.1%
Contributions Greater than or equal to \$100 but less than \$250	8.1%
Contributions Less than \$100	46.6%
<b>Total:</b>	<b>100.0%</b>

Note: This Graph depicts the summary of the contributions dollar amount reported by the Washington, DC Association of Realtors PAC Principal Campaign Committee

The contributions are presented in percentage terms in dollar amount, by the size of the contribution, including contribution greater than \$2000; contributions greater than or equal to \$1000 but less than or equal to \$2000; contributions greater than or equal to \$500 but less than or equal to \$1000; contributions greater than or equal to \$250 but less than or equal to \$500; contributions greater than or equal to \$100 but less than or equal to \$250; and contributions less than \$100.

**DISCLAIMER:** The information presented in the 2011 Biennial Report was taken directly from reports of receipts and expenditures filed by the candidates and political committees; afterward formatted into the applicable graphs and charts.

## **Summary of Contributions by Amount for Washington, DC Association of Realtors PAC**

<b>Denomination Type</b>	<b>Amount Received</b>
Contributions Greater than \$2000	<b>\$5,000.00</b>
Contributions greater or equal to \$1000 but less or equal to \$2000	<b>\$24,555.00</b>
Contributions greater than or equal to \$500 but less than \$1000	<b>\$3,500.00</b>
Contributions greater than or equal to \$250 but less than \$500	<b>\$12,026.50</b>
Contributions greater than or equal to \$100 but less than \$250	<b>\$8,010.96</b>
Contributions less than \$100	<b>\$46,379.13</b>
<b>Grand Total</b>	<b>\$99,471.59</b>

**DISCLAIMER:** The information presented in the 2011 Biennial Report was taken directly from reports of receipts and expenditures filed by the candidates and political committees; afterward formatted into the applicable graphs and charts.

## Detailed Summary of Contributions by Amount for Washington, DC Association of Realtors PAC

Denomination Type	Name	Received
Contributions Greater than \$2000	Himali, Joseph	\$2,500.00
	Himali, Joseph	\$2,500.00
	Total	\$5,000.00
Contributions greater or equal to \$1000 but less or equal to \$2000	Blakeslee, Elizabeth	\$1,000.00
	Brown, Ivan	\$1,000.00
	Carter, Doug	\$1,000.00
	Cranford, Judy	\$1,000.00
	Garcia, Carlos	\$1,000.00
	Greater Capital Area Association of Realtors	\$1,250.00
	Greater Capital Area Association of Realtors	\$1,250.00
	Greater Washingtín Commercial Assn REALTOR	\$1,710.00
	Greater Washington Commercial Assn of Realt	\$1,345.00
	Green, Brandon	\$1,000.00
	Highsmith, William	\$1,000.00
	Himali, Joseph	\$1,000.00
	Hunnings, Adrian	\$1,000.00
	Kendrick, Fred	\$1,000.00
	Kendrick, Fred	\$1,000.00
	Menkiti, Obiora	\$1,000.00
	Meyerdirk, Mark	\$1,000.00
	Pepper, Susan	\$1,000.00
	Pepper, Susan	\$1,000.00
	Sullivan, Mark	\$1,000.00
	Wander, Elyse	\$1,000.00
Worthington, Holly	\$1,000.00	
Worthington, Holly	\$1,000.00	
Total	\$24,555.00	
Contributions greater than or equal to \$500 but less than \$1000	Bowser, Amy	\$500.00
	Burger, Charles	\$500.00

**DISCLAIMER:** The information presented in the 2011 Biennial Report was taken directly from reports of receipts and expenditures filed by the candidates and political committees; afterward formatted into the applicable graphs and charts.



Contributions greater than or equal to \$500 but less than \$1000	Levin, Judith	<b>\$500.00</b>
	Maffin, Constance	<b>\$500.00</b>
	Rhodes, Richard	<b>\$500.00</b>
	Small, Brenda	<b>\$500.00</b>
	Valentino, Rachel	<b>\$500.00</b>
	Total	<b>\$3,500.00</b>
Contributions greater than or equal to \$250 but less than \$500	Blakeslee, Elizabeth	<b>\$250.00</b>
	Carnes, Nathan	<b>\$250.00</b>
	Carnes, Nathan	<b>\$250.00</b>
	Carnes, Nathan	<b>\$250.00</b>
	Chen, Melissa	<b>\$250.00</b>
	Crawford, H. R.	<b>\$365.00</b>
	Darby, Christopher	<b>\$250.00</b>
	Des Marais, Suzanne	<b>\$300.00</b>
	Gerger, Ricki	<b>\$365.00</b>
	Gray, Elizabeth	<b>\$250.00</b>
	Greater Capital Area Association of REALTOR	<b>\$362.50</b>
	Greater Capital Area Association of REALTOR	<b>\$406.00</b>
	Greater Capital Area Association of REALTOR	<b>\$311.00</b>
	Greater Capital Area Association of REALTOR	<b>\$305.00</b>
	Greater Capital Area Association of Realtors	<b>\$406.00</b>
	Greater Capital Area Association of Realtors	<b>\$295.00</b>
	Greater Captial Area Associatio of REALTORS	<b>\$295.00</b>
	Greater Captial Area Associatio of REALTORS	<b>\$365.00</b>
	Greater Captial Area Associatio of REALTORS	<b>\$276.00</b>
	Greater Captial Area Associatio of REALTORS	<b>\$315.00</b>
	Greater Washington Commercial Assn of Realt	<b>\$300.00</b>
	Hughes, Linda	<b>\$250.00</b>
	Hughes, Linda	<b>\$250.00</b>
	Kriss, Julia	<b>\$250.00</b>
Kriss, Julia	<b>\$250.00</b>	
Kriss, Julia	<b>\$250.00</b>	

**DISCLAIMER:** The information presented in the 2011 Biennial Report was taken directly from reports of receipts and expenditures filed by the candidates and political committees; afterward formatted into the applicable graphs and charts.

Contributions greater than or equal to \$250 but less than \$500	Levin, Judith	<b>\$250.00</b>
	Mamone, Yolanda	<b>\$250.00</b>
	Moran, Michael	<b>\$250.00</b>
	Moran, Michael	<b>\$250.00</b>
	Nelson, Joel	<b>\$365.00</b>
	Pascal, Bruce	<b>\$365.00</b>
	Phelan, Leyla	<b>\$250.00</b>
	Pietraton, Frank	<b>\$250.00</b>
	Roberts-Burke, Bonnie	<b>\$250.00</b>
	RPAC	<b>\$300.00</b>
	Small, Brenda	<b>\$250.00</b>
	Small, Brenda	<b>\$300.00</b>
	Snodgrass, Frank	<b>\$300.00</b>
	Stokes Milligan, Anslie	<b>\$365.00</b>
	Stokes, Anslie	<b>\$365.00</b>
<b>Total</b>	<b>\$12,026.50</b>	
Contributions greater than or equal to \$100 but less than \$250	Anderson, Carol	<b>\$100.00</b>
	Bediz, David	<b>\$150.00</b>
	Bediz, David	<b>\$100.00</b>
	Bojan, Louis	<b>\$100.00</b>
	Bowser, Amy	<b>\$100.00</b>
	Bratton, John	<b>\$100.00</b>
	Brown, Ivan	<b>\$100.00</b>
	Bruno, Anthony	<b>\$100.00</b>
	Bryan, Thomas	<b>\$100.00</b>
	Cox, Therese	<b>\$100.00</b>
	Daniels, Larry	<b>\$100.00</b>
	Daniels, Larry	<b>\$100.00</b>
	Des Marais, Suzanne	<b>\$100.00</b>
	Dewey, Donald	<b>\$100.00</b>
	Didden, Albert	<b>\$100.00</b>
Downs, Edward	<b>\$150.00</b>	

**DISCLAIMER:** The information presented in the 2011 Biennial Report was taken directly from reports of receipts and expenditures filed by the candidates and political committees; afterward formatted into the applicable graphs and charts.

Contributions greater than or equal to \$100 but less than \$250	Eichbert, Andrew	<b>\$100.00</b>
	Eichbert, Andrew	<b>\$150.00</b>
	Evans, William	<b>\$100.00</b>
	Evans, William	<b>\$100.00</b>
	Ewings, Asa	<b>\$100.00</b>
	Fitzgerald, John	<b>\$100.00</b>
	Franklin, Delores	<b>\$100.00</b>
	Fulcher, Thomas	<b>\$100.00</b>
	Giles, Edward	<b>\$100.00</b>
	Gill, Catherine	<b>\$100.00</b>
	Greater Capital Area Association of REALTOR	<b>\$215.00</b>
	Greater Capital Area Association of REALTOR	<b>\$100.50</b>
	Greater Capital Area Association of REALTOR	<b>\$110.00</b>
	Greater Capital Area Association of REALTOR	<b>\$140.00</b>
	Greater Capital Area Association of REALTOR	<b>\$109.50</b>
	Greater Capital Area Associatio of REALTORS	<b>\$131.00</b>
	Greater Capital Area Associatio of REALTORS	<b>\$129.96</b>
	Hargrove, Aaron	<b>\$125.00</b>
	Highsmith, William	<b>\$100.00</b>
	Hounshell, William	<b>\$100.00</b>
	Hughes, Linda	<b>\$100.00</b>
	Ivy, Suzette	<b>\$100.00</b>
	Jobe, Steven	<b>\$100.00</b>
	Johnston, Rod	<b>\$100.00</b>
	Johnston, Rod	<b>\$100.00</b>
	Klein, Charles	<b>\$100.00</b>
	Klein, Charles	<b>\$100.00</b>
	Levin, Judith	<b>\$100.00</b>
Lipscomb, Donald	<b>\$100.00</b>	
Lipscomb, Donald	<b>\$100.00</b>	
Loew, Robin	<b>\$100.00</b>	
Loew, Robin	<b>\$100.00</b>	

**DISCLAIMER:** The information presented in the 2011 Biennial Report was taken directly from reports of receipts and expenditures filed by the candidates and political committees; afterward formatted into the applicable graphs and charts.

Contributions greater than or equal to \$100 but less than \$250	Logan, Brian	<b>\$100.00</b>
	Malcom, Ann	<b>\$100.00</b>
	Meyerdirk, Mark	<b>\$100.00</b>
	Meyerdirk, Mark	<b>\$100.00</b>
	Munroe, Warren	<b>\$100.00</b>
	Patterson, Elizabeth	<b>\$100.00</b>
	Patterson, Elizabeth	<b>\$100.00</b>
	Pryor, David	<b>\$100.00</b>
	Randle, Mary	<b>\$100.00</b>
	Reuter, Nancy	<b>\$100.00</b>
	Roberts-Burke, Bonnie	<b>\$100.00</b>
	Ruppert, Raymond	<b>\$100.00</b>
	Ruppert, Raymond	<b>\$100.00</b>
	Sawyer, William	<b>\$100.00</b>
	Sawyer, William	<b>\$100.00</b>
	Small, Brenda	<b>\$150.00</b>
	Snodgrass, Frank	<b>\$100.00</b>
	Stansky Brown, Linda	<b>\$100.00</b>
	Sullivan, Mark	<b>\$150.00</b>
	Taylor, Jonathan	<b>\$100.00</b>
	Thomas, Stephen	<b>\$100.00</b>
	Von Schlegel, Jackie	<b>\$100.00</b>
	Winter, Suzanne	<b>\$100.00</b>
	Winters, Suzanne	<b>\$100.00</b>
	Wirth, Carolyn	<b>\$100.00</b>
	Woolford, William	<b>\$100.00</b>
Woolford, William	<b>\$100.00</b>	
Total	<b>\$8,010.96</b>	
Contributions less than \$100	Abele, Elizabeth	<b>\$50.00</b>
	Aboulafia, Casey	<b>\$50.00</b>
	Aboulafia, Casey	<b>\$50.00</b>
	Abrams, Alan	<b>\$50.00</b>

**DISCLAIMER:** The information presented in the 2011 Biennial Report was taken directly from reports of receipts and expenditures filed by the candidates and political committees; afterward formatted into the applicable graphs and charts.

Contributions less than \$100	Abrams, Courtney	<b>\$50.00</b>
	Abramson, Rachael	<b>\$50.00</b>
	Abu-Lughod, Swar	<b>\$50.00</b>
	Abu-Rahmeh, Mansour	<b>\$50.00</b>
	Adams, Bradley	<b>\$50.00</b>
	Adkins, Rickey	<b>\$50.00</b>
	Adler, John	<b>\$50.00</b>
	Adler, John	<b>\$50.00</b>
	Admassou, Yohannes	<b>\$50.00</b>
	Admassouo, Yohannes	<b>\$50.00</b>
	Aimone, John	<b>\$50.00</b>
	Akay, Necmettin	<b>\$25.00</b>
	Akhavan, John	<b>\$25.00</b>
	Alafoginis, Barbara	<b>\$50.00</b>
	Alafoginis, Barbara	<b>\$50.00</b>
	Alberto, Julio	<b>\$50.00</b>
	Albrecht, Robert	<b>\$50.00</b>
	Albro-Dean, Charlynnne	<b>\$50.00</b>
	Aldridge, Jeremy	<b>\$50.00</b>
	Alexander, Phyllis	<b>\$50.00</b>
	Alexander-Reid, Sheila	<b>\$50.00</b>
	Alston, Miracle-Dawn	<b>\$3.50</b>
	Amira, Mihaela	<b>\$50.00</b>
	Anjorin, Chezaray	<b>\$50.00</b>
	Aranha, Lesley	<b>\$50.00</b>
	Arnold, Jeffery	<b>\$50.00</b>
	Aronowitz, Raina	<b>\$50.00</b>
	Ashrafi, Rafiulah	<b>\$50.00</b>
	Ashton, Dreana	<b>\$50.00</b>
	Ashton, Dreana	<b>\$50.00</b>
Assegahegn, Nardos	<b>\$50.00</b>	
Austin, Shane	<b>\$50.00</b>	

**DISCLAIMER:** The information presented in the 2011 Biennial Report was taken directly from reports of receipts and expenditures filed by the candidates and political committees; afterward formatted into the applicable graphs and charts.

Contributions less than \$100	Avanitis, Demetrios	<b>\$50.00</b>
	Awoke, Martha	<b>\$50.00</b>
	Awosika, Olufunke	<b>\$50.00</b>
	Ayers, Daniel	<b>\$50.00</b>
	Babbington, Margaret	<b>\$50.00</b>
	Baigmohamed, Ayesha	<b>\$50.00</b>
	Bailey, Christina	<b>\$50.00</b>
	Bailey, Christina	<b>\$50.00</b>
	Bailey, Dianne	<b>\$50.00</b>
	Bain, Zeno	<b>\$50.00</b>
	Baker, Beverly	<b>\$50.00</b>
	Ball, Vincent	<b>\$50.00</b>
	Baluha, Andrew	<b>\$50.00</b>
	Barker, Karen	<b>\$50.00</b>
	Barnett, John	<b>\$50.00</b>
	Barry, Mary	<b>\$50.00</b>
	Barsan-Anelli, Aida	<b>\$50.00</b>
	Bashoor, Lewis	<b>\$50.00</b>
	Bashoor, Lewis	<b>\$50.00</b>
	Basso, Christine	<b>\$50.00</b>
	Basso, Christine	<b>\$50.00</b>
	Bates, Susan	<b>\$50.00</b>
	Bayer, Mark	<b>\$50.00</b>
	Baylor, Conchita	<b>\$50.00</b>
	Beacher, Harrison	<b>\$50.00</b>
	Beacher, Harrison	<b>\$50.00</b>
	Beamon, Mckell	<b>\$50.00</b>
	Beaven, Gina	<b>\$50.00</b>
	Bediz, David	<b>\$50.00</b>
	Belay, Mulaw	<b>\$50.00</b>
Bennett, Deon	<b>\$50.00</b>	
Bennett, Ingrid	<b>\$50.00</b>	

**DISCLAIMER:** The information presented in the 2011 Biennial Report was taken directly from reports of receipts and expenditures filed by the candidates and political committees; afterward formatted into the applicable graphs and charts.

Contributions less than \$100	Bergstrom, Mary	<b>\$50.00</b>
	Berhane, Makeda	<b>\$50.00</b>
	Bernard, Jennifer	<b>\$50.00</b>
	Bertini, Mark	<b>\$50.00</b>
	Bertles, Katherine	<b>\$50.00</b>
	Blaha, David	<b>\$50.00</b>
	Blake, Elizabeth	<b>\$50.00</b>
	Blake, Valerie	<b>\$50.00</b>
	Blakeman, Anne	<b>\$50.00</b>
	Blakeman, Megan	<b>\$50.00</b>
	Boggs, Mary	<b>\$50.00</b>
	Boitel, Gerard	<b>\$50.00</b>
	Booth, Victor	<b>\$50.00</b>
	Borda, Jaime	<b>\$50.00</b>
	Boslough, Susan	<b>\$50.00</b>
	Boulden, Tiffany	<b>\$50.00</b>
	Bowman Pimentel, Laura	<b>\$50.00</b>
	Boyd, Douglas	<b>\$50.00</b>
	Boyle, Kevin	<b>\$50.00</b>
	Boyle, Kevin	<b>\$50.00</b>
	Bradshaw, Clifford	<b>\$50.00</b>
	Branic, Evelyn	<b>\$50.00</b>
	Branic, Evelyn	<b>\$50.00</b>
	Brannon, Donna	<b>\$50.00</b>
	Brannon, Donna	<b>\$50.00</b>
	Brant, Donna	<b>\$50.00</b>
	Breck, Shawn	<b>\$50.50</b>
	Brent, Liz	<b>\$50.00</b>
	Brent, Liz	<b>\$50.00</b>
	Bresnahan, Mary	<b>\$50.00</b>
Brett, Mary	<b>\$50.00</b>	
Briggs, Justin	<b>\$50.00</b>	

**DISCLAIMER:** The information presented in the 2011 Biennial Report was taken directly from reports of receipts and expenditures filed by the candidates and political committees; afterward formatted into the applicable graphs and charts.

Contributions less than \$100	Broady, James	<b>\$50.00</b>
	Brodsky, Sarah	<b>\$50.00</b>
	Brodsky, Sarah	<b>\$50.00</b>
	Brooks, David	<b>\$50.00</b>
	Brown Miller, Fani	<b>\$50.00</b>
	Brown, Courtney	<b>\$50.00</b>
	Brown, Darrell	<b>\$50.00</b>
	Brown, Deirdre	<b>\$50.00</b>
	Brown, Saint	<b>\$50.00</b>
	Brown, Thejuanie	<b>\$50.00</b>
	Buerger, Thomas	<b>\$50.00</b>
	Bulcha, Mintewab	<b>\$50.00</b>
	Burchard, Beth	<b>\$50.00</b>
	Burfield, Adrienne	<b>\$50.00</b>
	Burger, Charles	<b>\$50.00</b>
	Burke, David	<b>\$50.00</b>
	Burns, Rachel	<b>\$50.00</b>
	Burton, Linda	<b>\$50.00</b>
	Byrd, Theresa	<b>\$50.00</b>
	Cabrera, Pio	<b>\$50.00</b>
	Cabrera, Pio	<b>\$50.00</b>
	Cameron, Stephanie	<b>\$50.00</b>
	Cameron, Stephanie	<b>\$50.00</b>
	Campbell, Jennifer	<b>\$50.00</b>
	Campbell, Jennifer	<b>\$50.00</b>
	Canute, Craig	<b>\$50.00</b>
	Caputo, Grace	<b>\$50.00</b>
	Cardich, Maria	<b>\$50.00</b>
	Cardoza, Jared	<b>\$45.00</b>
	Carias-Green, Gabriela	<b>\$50.00</b>
Carlisle, Hope	<b>\$50.00</b>	
Carr, James	<b>\$50.00</b>	

**DISCLAIMER:** The information presented in the 2011 Biennial Report was taken directly from reports of receipts and expenditures filed by the candidates and political committees; afterward formatted into the applicable graphs and charts.



Contributions less than \$100	Carr, Keith	\$50.00
	Carr, Susan	\$50.00
	Carter, Caroline	\$50.00
	Carter, Douglas	\$50.00
	Casey, Svetlana	\$50.00
	Castle, Jeremy	\$50.00
	Cavarocchi, Bridget	\$50.00
	Caviness, Thomas	\$50.00
	Chaletzky, Linda	\$50.00
	Champagne, Jill	\$50.00
	Chandler, Russell	\$50.00
	Charity, Marilyn	\$50.00
	Charity, Marilyn	\$50.00
	Chartienitz, Lawrence	\$50.00
	Chartienitz, Lawrence	\$50.00
	Checa, Maria	\$50.00
	Cheney, Matthew	\$50.00
	Chew, Virginia	\$50.00
	Chung, Jennifer	\$50.00
	Chung, Yumin	\$50.00
	Clark, Eric	\$50.00
	Clark, John	\$50.00
	Clark, John	\$50.00
	Clay, Joan	\$50.00
	Cline, Bridgette	\$50.00
	Clopton, Geoffrey	\$50.00
	Coates, Andrew	\$50.00
	Coates, David	\$50.00
	Coban, Semih	\$50.00
	Coffman, Matthew	\$50.00
Cole, Ola	\$50.00	
Coleman, Eugene	\$50.00	

**DISCLAIMER:** The information presented in the 2011 Biennial Report was taken directly from reports of receipts and expenditures filed by the candidates and political committees; afterward formatted into the applicable graphs and charts.

Contributions less than \$100	Coleman, Eugene	\$50.00
	Coles, Louisa	\$50.00
	Connor, Sandra	\$50.00
	Conway, Daniel	\$50.00
	Corboy, Eileen	\$50.00
	Corker, Julia	\$50.00
	Corson, Robert	\$50.00
	Couch-Davis, Dana	\$50.00
	Courtney, Steven	\$50.00
	Cox, David	\$50.00
	Craig, Teresa	\$50.00
	Crane, Arynne	\$50.00
	Crawford, H. R.	\$50.00
	Crawford, Robert	\$50.00
	Crossland, David	\$50.00
	Cullinane, Maureen	\$50.00
	Cullinane, Maureen	\$50.00
	Cummings, Steven	\$50.00
	Cummings, Steven	\$50.00
	Currie, Kathryn	\$50.00
	Curry, Eddie	\$50.00
	Curry, Tushrondra	\$50.00
	Cushman, Christopher	\$50.00
	Cushman, Christopher	\$50.00
	Cusick, Carter	\$50.00
	Cusick, Joanna	\$50.00
	Cusick, Ralph	\$50.00
	Czuba, Catherine	\$50.00
	Czuba, Catherine	\$50.00
	Dabo, Fatou	\$50.00
Daddabbo, Cori	\$50.00	
Dahill, John	\$50.00	

**DISCLAIMER:** The information presented in the 2011 Biennial Report was taken directly from reports of receipts and expenditures filed by the candidates and political committees; afterward formatted into the applicable graphs and charts.

Contributions less than \$100	Daley, Margaret	\$50.00
	Daley, Margaret	\$50.00
	Dannenhauer, Michael	\$50.00
	Darby, Christopher	\$50.00
	Darden, Abeni	\$50.00
	Davidson, Thomas	\$50.00
	Davidson, Thomas	\$50.00
	Davis, Andrew	\$50.00
	Davis, Antwan	\$50.00
	Davis, Darrin	\$50.00
	Davis, Gwendoyln	\$50.00
	Davis, Keith	\$50.00
	Davis, Lauren	\$50.00
	Davis, Melanie	\$50.00
	Davis, Peter	\$50.00
	Davis, Sherry	\$50.00
	Dawson, Calvin	\$50.00
	Dawson, David	\$50.00
	Day, Michael	\$50.00
	De Lisio, Tiffany	\$50.00
	Deckelbaum, David	\$50.00
	Dees, Michael	\$50.00
	DeLoach, Cathleen	\$50.00
	Denton, Donald	\$50.00
	Denton, Donald	\$50.00
	DeSantis, David	\$50.00
	Dever, Frederick	\$50.00
	Dias, Marie	\$50.00
	Didden, Albert	\$50.00
	Diggs, Kenneth	\$50.00
Dimos, Mary	\$50.00	
Dodson, Helen	\$50.00	

**DISCLAIMER:** The information presented in the 2011 Biennial Report was taken directly from reports of receipts and expenditures filed by the candidates and political committees; afterward formatted into the applicable graphs and charts.

Contributions less than \$100	Dodson, Norris	<b>\$50.00</b>
	Dominguez, Juan	<b>\$50.00</b>
	Donner, William	<b>\$50.00</b>
	Donohue, Caitlin	<b>\$50.00</b>
	Dory, Jose	<b>\$50.00</b>
	Douglas, Todd	<b>\$50.00</b>
	Douglas, Todd	<b>\$50.00</b>
	Downing, Damon	<b>\$50.00</b>
	Downing, Damon	<b>\$50.00</b>
	Downs, Edward	<b>\$50.00</b>
	Dudley, Cornelius	<b>\$50.00</b>
	Dyer, John	<b>\$50.00</b>
	Eatman, George	<b>\$50.00</b>
	Egege, Chintua	<b>\$50.00</b>
	Ekberg, Christian	<b>\$50.00</b>
	Eliopoulos, Apostolos	<b>\$50.00</b>
	Eliopoulos, Apostoos	<b>\$50.00</b>
	Ellis, Joshua	<b>\$50.00</b>
	Ensari, Abdulhdcuk	<b>\$50.00</b>
	Errichetti, Jennifer	<b>\$50.00</b>
	Evans, Carlos	<b>\$50.00</b>
	Evans, Jan	<b>\$50.00</b>
	Evans, Jan	<b>\$50.00</b>
	Evers, Donna	<b>\$50.00</b>
	Fadli, Karim	<b>\$50.00</b>
	Fagan, Susan	<b>\$50.00</b>
	Fain, Larissa	<b>\$50.00</b>
	Fain, Larissa	<b>\$50.00</b>
	Fakhrai, Farbod	<b>\$50.00</b>
	Farhi, Kieva	<b>\$50.00</b>
Farman, Michael	<b>\$50.00</b>	
Faustina, Alana	<b>\$50.00</b>	

**DISCLAIMER:** The information presented in the 2011 Biennial Report was taken directly from reports of receipts and expenditures filed by the candidates and political committees; afterward formatted into the applicable graphs and charts.

Contributions less than \$100	Favazzo, John	\$50.00
	Fazell, Ben	\$50.00
	Ferguson, Chris	\$50.00
	Ferguson, Ryan	\$50.00
	Ferrazzano, Laura	\$50.00
	Ferrington, Carter	\$99.00
	Ferrington, Carter	\$99.00
	Figman, Steven	\$50.00
	Figman, Steven	\$50.00
	Finch, James	\$50.00
	Finkelstein, Barbara	\$50.00
	Finkelstein, Barbara	\$50.00
	Fiorentino, Lisa	\$50.00
	Firestone, Russell	\$50.00
	Fischer, Christine	\$50.00
	Fleisher, Marc	\$50.00
	Fleisher, Marc	\$50.00
	Floyd, Jimmy	\$50.00
	Ford, Doug	\$50.00
	Ford, Douglas	\$50.00
	Ford, Jimmy	\$50.00
	Forschler, Sean	\$50.00
	Forschler, Sean	\$50.00
	Foster, Paul	\$50.00
	Francis, Nia	\$50.00
	Freeman, Victor	\$50.00
	Freeman, Victor	\$50.00
	Frias, Peter	\$50.00
	Friedman, Darrin	\$50.00
	Friedman, Darrin	\$50.00
Friedson, Melanie	\$50.00	
Fujiyama, Yuichiro	\$50.00	

**DISCLAIMER:** The information presented in the 2011 Biennial Report was taken directly from reports of receipts and expenditures filed by the candidates and political committees; afterward formatted into the applicable graphs and charts.

Contributions less than \$100	Funt, Sarah	<b>\$50.00</b>
	Gaffney, Manuel	<b>\$50.00</b>
	Galler, Michelle	<b>\$50.00</b>
	Gambill, Christopher	<b>\$50.00</b>
	Garcia, Fernando	<b>\$50.00</b>
	Gardner, Kirsten	<b>\$50.00</b>
	Gardner, Kristen	<b>\$50.00</b>
	Gaughan, Janelle	<b>\$50.00</b>
	Gault, Jeanne	<b>\$50.00</b>
	Gee, Betty	<b>\$50.00</b>
	Gee, Betty	<b>\$50.00</b>
	George, Tammera	<b>\$50.00</b>
	Gersten, Richard	<b>\$50.00</b>
	Gessner, Brian	<b>\$50.00</b>
	Getson, David	<b>\$50.00</b>
	Giamas, George	<b>\$50.00</b>
	Gibson, Jerard	<b>\$50.00</b>
	Gildea, David	<b>\$50.00</b>
	Glasser, Cynthia	<b>\$43.75</b>
	Godat, Didier	<b>\$50.00</b>
	Gold, Shelley	<b>\$50.00</b>
	Gold, Shelley	<b>\$50.00</b>
	Goldman, John	<b>\$50.00</b>
	Goldstein, Suzanne	<b>\$50.00</b>
	Goolsby, Stephen	<b>\$50.00</b>
	Gorog, Gabriel	<b>\$50.00</b>
	Graham, Kenneth	<b>\$50.00</b>
	Gram, Andra	<b>\$50.00</b>
	Grange, Valerie	<b>\$50.00</b>
	Granville, Lindsey	<b>\$50.00</b>
Gray, Gennett	<b>\$50.00</b>	
Greason, Tiffany	<b>\$50.00</b>	

**DISCLAIMER:** The information presented in the 2011 Biennial Report was taken directly from reports of receipts and expenditures filed by the candidates and political committees; afterward formatted into the applicable graphs and charts.

Contributions less than \$100	Greater Capital Area Association of REALTOR	<b>\$60.00</b>
	Greater Capital Area Association of Realtors	<b>\$50.00</b>
	Greater Capital Area Association of REALTOR	<b>\$95.00</b>
	Greater Capital Area Association of REALTOR	<b>\$51.50</b>
	Greater Capital Area Association of Realtors	<b>\$46.00</b>
	Greater Capital Area Association of REALTOR	<b>\$82.00</b>
	Greater Capital Area Association of Realtors	<b>\$52.17</b>
	Greater Washingtín Commercial Assn REALTOR	<b>\$60.00</b>
	Greater Washingtín Commercial Assn REALTOR	<b>\$60.00</b>
	Green, Bruce	<b>\$50.00</b>
	Green, Flora	<b>\$50.00</b>
	Greenberg, David	<b>\$50.00</b>
	Greenberg, David	<b>\$50.00</b>
	Greene, Ramona	<b>\$50.00</b>
	Griffin, Benjamin	<b>\$50.00</b>
	Griffin, Mark	<b>\$50.00</b>
	Griffin, Yvonne	<b>\$50.00</b>
	Grimm, Edgar	<b>\$50.00</b>
	Grimm, Peter	<b>\$50.00</b>
	Grimmer, Angela	<b>\$50.00</b>
	Grimmer, Angela	<b>\$50.00</b>
	Grissom, LuChiea	<b>\$50.00</b>
	Grooms, Charles	<b>\$60.00</b>
	Gude, Mark	<b>\$50.00</b>
	Guizzetti, Sharon	<b>\$50.00</b>
	Guthrie, Donald	<b>\$50.00</b>
	Habibu, Takele	<b>\$50.00</b>
	Hackney, Lynn	<b>\$50.00</b>
	Hamilton, Christopher	<b>\$50.00</b>
	Hamilton, Christopher	<b>\$50.00</b>
Hammond, Derick	<b>\$50.00</b>	
Hammond, Derrick	<b>\$50.00</b>	

**DISCLAIMER:** The information presented in the 2011 Biennial Report was taken directly from reports of receipts and expenditures filed by the candidates and political committees; afterward formatted into the applicable graphs and charts.

Contributions less than \$100	Hammond, Jennifer	<b>\$50.00</b>
	Hand, Susan	<b>\$50.00</b>
	Hand, Susan	<b>\$50.00</b>
	Hansen, Sheila	<b>\$50.00</b>
	Hardgrave, Christopher	<b>\$50.00</b>
	Harper, Oral	<b>\$50.00</b>
	Harris, Janelle	<b>\$50.00</b>
	Harris, Leah	<b>\$50.00</b>
	Harris, Leah	<b>\$50.00</b>
	Harrison, David	<b>\$50.00</b>
	Harrison, Gordon	<b>\$50.00</b>
	Harrison, Jeanne	<b>\$50.00</b>
	Hart, Diana	<b>\$50.00</b>
	Haskett, Dianne	<b>\$50.00</b>
	Haskins, Seth	<b>\$50.00</b>
	Hatfield, Andrea	<b>\$50.00</b>
	Haws, Derry	<b>\$50.00</b>
	Haws, Derry	<b>\$50.00</b>
	Hazard, Susan	<b>\$50.00</b>
	Hegner, Amy	<b>\$50.00</b>
	Hein, Erik	<b>\$50.00</b>
	Heine, Susan	<b>\$50.00</b>
	Heller, Zelda	<b>\$50.00</b>
	Heller, Zelda	<b>\$50.00</b>
	Hendricks, Carla	<b>\$50.00</b>
	Hendricks, Carla	<b>\$50.00</b>
	Henry, Judith	<b>\$50.00</b>
	Henry, Judith	<b>\$50.00</b>
	Henryk, Patricia	<b>\$75.00</b>
	Herrmann, Jane	<b>\$50.00</b>
Highsmith, William	<b>\$50.00</b>	
Hill, Andrew	<b>\$50.00</b>	

**DISCLAIMER:** The information presented in the 2011 Biennial Report was taken directly from reports of receipts and expenditures filed by the candidates and political committees; afterward formatted into the applicable graphs and charts.



Contributions less than \$100	Hill, Andrew	<b>\$50.00</b>
	Hill, Carlton	<b>\$50.00</b>
	Hill, Lillie	<b>\$50.00</b>
	Hill, Susan	<b>\$50.00</b>
	Hill, Susan	<b>\$50.00</b>
	Hoard, Joel	<b>\$50.00</b>
	Holland, Brandon	<b>\$50.00</b>
	Holland, Lynne	<b>\$50.00</b>
	Holland, Lynne	<b>\$50.00</b>
	Holley, Patricia	<b>\$50.00</b>
	Holmberg, Carole	<b>\$50.00</b>
	Holt, Jason	<b>\$50.00</b>
	Honey, Victor	<b>\$25.00</b>
	Horn, Kimberly	<b>\$50.00</b>
	Horton, Gwendoyln	<b>\$50.00</b>
	Houghton , Arthur	<b>\$50.00</b>
	Hounshell, William	<b>\$50.00</b>
	Howar, Cynthia	<b>\$50.00</b>
	Howard, Rodney	<b>\$50.00</b>
	Howe, Lise Courtne	<b>\$50.00</b>
	Howell, William	<b>\$50.00</b>
	Howson, Jill	<b>\$50.00</b>
	Howson, Jill	<b>\$50.00</b>
	Hreben, Ty	<b>\$50.00</b>
	Hubbell, Suzanna	<b>\$50.00</b>
	Hubbell, Suzanna	<b>\$50.00</b>
	Hukill, Robert	<b>\$50.00</b>
	Hundley, Erin	<b>\$50.00</b>
	Hunnings, Adrian	<b>\$50.00</b>
	Hunt, Hughie	<b>\$50.00</b>
Huret, J'aime	<b>\$50.00</b>	
Husband, Kafayat	<b>\$50.00</b>	

**DISCLAIMER:** The information presented in the 2011 Biennial Report was taken directly from reports of receipts and expenditures filed by the candidates and political committees; afterward formatted into the applicable graphs and charts.

Contributions less than \$100	Hylton, Gianna	<b>\$50.00</b>
	Ickert, Steven	<b>\$50.00</b>
	Iqteit, Karam	<b>\$50.00</b>
	Isaacson, Adam	<b>\$50.00</b>
	Itteilag, Nancy	<b>\$50.00</b>
	Itteilag, Nancy	<b>\$50.00</b>
	Iweanoge, Charles	<b>\$50.00</b>
	Jackson, Gregory	<b>\$50.00</b>
	Jackson, William	<b>\$50.00</b>
	Jaffee, Marcus	<b>\$25.00</b>
	Jalali, Ingrid	<b>\$50.00</b>
	Jefferson, Traci	<b>\$50.00</b>
	Jefferson, Traci	<b>\$50.00</b>
	Jennings, Louise	<b>\$50.00</b>
	Jennings, Louise	<b>\$50.00</b>
	Jennings, Robert	<b>\$50.00</b>
	Jennings, Robert	<b>\$50.00</b>
	Jewell, Edward	<b>\$50.00</b>
	Johnson, Daniel	<b>\$50.00</b>
	Johnson, Evan	<b>\$50.00</b>
	Johnson, Kara	<b>\$50.00</b>
	Johnson, Natasha	<b>\$50.00</b>
	Johnson, Trian	<b>\$50.00</b>
	Jones, Ayisha	<b>\$50.00</b>
	Jones, Emil	<b>\$43.96</b>
	Jones, Johnny	<b>\$50.00</b>
	Jones, Robert	<b>\$50.00</b>
	Junta, Colleen	<b>\$30.00</b>
	Kanoy, Benjamin	<b>\$50.00</b>
	Karolyi, Emily	<b>\$50.00</b>
Karon, Kim	<b>\$50.00</b>	
Kass, Benny	<b>\$50.00</b>	

**DISCLAIMER:** The information presented in the 2011 Biennial Report was taken directly from reports of receipts and expenditures filed by the candidates and political committees; afterward formatted into the applicable graphs and charts.

Contributions less than \$100	Kelly, Thomas	<b>\$50.00</b>
	Kemp, Phyllis	<b>\$50.00</b>
	Kenion, Kenneth	<b>\$50.00</b>
	Key, Pamela	<b>\$50.00</b>
	Key, Pamela	<b>\$50.00</b>
	Khalili, Faezeh	<b>\$50.00</b>
	King, Matthew	<b>\$50.00</b>
	Kironyo, Kristine	<b>\$50.00</b>
	Kirstein, Andrea	<b>\$50.00</b>
	Klein, Joshua	<b>\$50.00</b>
	Knight, Ernest	<b>\$25.00</b>
	Knutson, Andrew	<b>\$50.00</b>
	Knutson, Andrew	<b>\$50.00</b>
	Koehler, Christopher	<b>\$50.00</b>
	Koehler, Susan	<b>\$50.00</b>
	Koehler, Susan	<b>\$50.00</b>
	Kohn, Andrew	<b>\$50.00</b>
	Konopka, Arthur	<b>\$50.00</b>
	Konopka, Arthur	<b>\$50.00</b>
	Korolev, Alexander	<b>\$50.00</b>
	Kothari, Roshani	<b>\$50.00</b>
	Kraftvanermel, Gwendoyln	<b>\$50.00</b>
	Krasnow, Jane	<b>\$50.00</b>
	Krauze, Edward	<b>\$25.00</b>
	Krauze, Edward	<b>\$70.00</b>
	Kucik, Tamara	<b>\$50.00</b>
	Lancelotta, Robert	<b>\$50.00</b>
	LaRue, Lori	<b>\$50.00</b>
	Lass, Monique	<b>\$50.00</b>
	Lawrence, Deane	<b>\$50.00</b>
Lawrence, Frankie	<b>\$50.00</b>	
Lawrence, Frankie	<b>\$50.00</b>	

**DISCLAIMER:** The information presented in the 2011 Biennial Report was taken directly from reports of receipts and expenditures filed by the candidates and political committees; afterward formatted into the applicable graphs and charts.

Contributions less than \$100	Lawrence, Nicole	\$50.00
	Lawrence, Tracy	\$50.00
	Leary, Robert	\$50.00
	Lebert, Kirstin	\$50.00
	Leiner, David	\$50.00
	Leon, Omar	\$10.00
	Lester, Maro	\$50.00
	Lester, Maro	\$50.00
	Levin, Judith	\$50.00
	Levy, Barry	\$50.00
	Levy, Ellen	\$50.00
	Levy, Ellen	\$50.00
	Lewis, Tom	\$50.00
	Lichorat, Edward	\$50.00
	Linares, Carlos	\$50.00
	Lobocchiaro, James	\$50.00
	Lobos-Kirker, Emiliana	\$50.00
	Lobos-Kirker, Emiliana	\$50.00
	Lockett, Kyani	\$50.00
	Lockman, Jacqueline	\$50.00
	Logan, James	\$50.00
	Logan, Karen	\$50.00
	Logan, Martha	\$50.00
	Logan, Martha	\$50.00
	Logsdon, Harlan	\$50.00
	Lopez, Daniel	\$50.00
	Lottmann, Pamela	\$50.00
	Lu, Ying	\$50.00
	Lucid, Rebecca	\$50.00
	Lugo, Evelyn	\$50.00
Lugo, Evelyn	\$50.00	
Lynham, Lenora	\$50.00	

**DISCLAIMER:** The information presented in the 2011 Biennial Report was taken directly from reports of receipts and expenditures filed by the candidates and political committees; afterward formatted into the applicable graphs and charts.

Contributions less than \$100	Macaulay, David	<b>\$50.00</b>
	Macgregor-Gauthier, Gauthier	<b>\$50.00</b>
	Majors, Bruce	<b>\$50.00</b>
	Majors, Bruce	<b>\$50.00</b>
	Mak, Julia	<b>\$50.00</b>
	Makris, Michael	<b>\$50.00</b>
	Malcolm, Ann	<b>\$50.00</b>
	Malloy, Patricia	<b>\$50.00</b>
	Malloy, Patricia	<b>\$50.00</b>
	Malloy, Patricia	<b>\$50.00</b>
	Maloney, Dolores	<b>\$50.00</b>
	Mammano, John	<b>\$50.00</b>
	Mammao, John	<b>\$50.00</b>
	Mamone, Yolanda	<b>\$50.00</b>
	Mancuso, Anthony	<b>\$50.00</b>
	Mancuso, Margaret	<b>\$50.00</b>
	Markey, Megan	<b>\$50.00</b>
	Marshall, Ashley	<b>\$50.00</b>
	Marshall, Marion	<b>\$50.00</b>
	Mascio, Joseph	<b>\$50.00</b>
	Masjkiell-DeMarsh, Asha	<b>\$50.00</b>
	Mason, Mary	<b>\$50.00</b>
	Matlock, Samuel	<b>\$50.00</b>
	Mattison, Dale	<b>\$49.00</b>
	Matz, Harry	<b>\$50.00</b>
	McAdams, Andrea	<b>\$50.00</b>
	McCann, John	<b>\$50.00</b>
	McDaniel, Sherman	<b>\$50.00</b>
	McDaniel, Sherman	<b>\$50.00</b>
	McDuffie, Kevin	<b>\$50.00</b>
McDuffie, Kevin	<b>\$50.00</b>	
McGarath, Kathleen	<b>\$50.00</b>	

**DISCLAIMER:** The information presented in the 2011 Biennial Report was taken directly from reports of receipts and expenditures filed by the candidates and political committees; afterward formatted into the applicable graphs and charts.

Contributions less than \$100	McGuire, Mary	<b>\$50.00</b>
	McHugh, Matthew	<b>\$50.00</b>
	McHugh, MMatthew	<b>\$50.00</b>
	McKenzie, Carol	<b>\$50.00</b>
	McKenzie, Carrill	<b>\$50.00</b>
	McLaughlin, Margaret	<b>\$50.00</b>
	McLean, Karen	<b>\$50.00</b>
	McMillian, Arlene	<b>\$50.00</b>
	McMillian, Arlene	<b>\$50.00</b>
	McNair, Justin	<b>\$50.00</b>
	McNeal, Taylor	<b>\$50.00</b>
	Melrod, Kathy	<b>\$50.00</b>
	Melville, Katherine	<b>\$50.00</b>
	Menghetti, Victoria	<b>\$50.00</b>
	Mercer, Eric	<b>\$50.00</b>
	Mercer, Eric	<b>\$50.00</b>
	Mertz, Alan	<b>\$50.00</b>
	Merzeraud, Corinne	<b>\$50.00</b>
	Miesse, Lawrence	<b>\$50.00</b>
	Milanese, Dino	<b>\$50.00</b>
	Miller, Jeff	<b>\$50.00</b>
	Miller, Margaret	<b>\$50.00</b>
	Miller, Margaret	<b>\$50.00</b>
	Miller, Michael	<b>\$50.00</b>
	Miller, Patricia	<b>\$50.00</b>
	Mills, Amanda	<b>\$50.00</b>
	Mills, Christopher	<b>\$49.00</b>
	Mitchell, Cris	<b>\$50.00</b>
	Mitchell, Kimberly	<b>\$50.00</b>
	Mitchell, Robert	<b>\$50.00</b>
Mitchell, Robert	<b>\$50.00</b>	
Mitchener, Alice	<b>\$50.00</b>	

**DISCLAIMER:** The information presented in the 2011 Biennial Report was taken directly from reports of receipts and expenditures filed by the candidates and political committees; afterward formatted into the applicable graphs and charts.

Contributions less than \$100	Moll, Richard	<b>\$50.00</b>
	Monat, Jessica	<b>\$50.00</b>
	Monat, Jessica	<b>\$50.00</b>
	Montgomery, Jonathan	<b>\$50.00</b>
	Moore, Katie	<b>\$50.00</b>
	Moore, Michael	<b>\$50.00</b>
	Moore, Michael	<b>\$50.00</b>
	Morccone, Susan	<b>\$50.00</b>
	Morrell, Ellen	<b>\$50.00</b>
	Morris, Djana	<b>\$50.00</b>
	Morris, Gemma	<b>\$50.00</b>
	Morris, Gemma	<b>\$50.00</b>
	Moss, Marlene	<b>\$50.00</b>
	Moss, Marlene	<b>\$50.50</b>
	Motherway, Megan	<b>\$50.00</b>
	Mottur, Elizabeth	<b>\$50.00</b>
	Mottur, Elizabeth	<b>\$50.00</b>
	Moussouri, Ero	<b>\$50.00</b>
	Mulligan, William	<b>\$50.00</b>
	Munson, Edwin	<b>\$50.00</b>
	Murphy, Jay	<b>\$50.00</b>
	Musiker, Rachel	<b>\$50.00</b>
	Myers, Dartasha	<b>\$50.00</b>
	Myerson, Alix	<b>\$50.00</b>
	Myhill, Donald	<b>\$50.00</b>
	National Association of REALTORS	<b>\$35.00</b>
	Ncha, Catherine	<b>\$50.00</b>
	Negra, Naceur	<b>\$50.00</b>
	Nelson, Gregory	<b>\$50.00</b>
	Nelson, Gregory	<b>\$50.00</b>
Nelson, Pamela	<b>\$50.00</b>	
Nelson, Pamela	<b>\$50.00</b>	

**DISCLAIMER:** The information presented in the 2011 Biennial Report was taken directly from reports of receipts and expenditures filed by the candidates and political committees; afterward formatted into the applicable graphs and charts.

Contributions less than \$100	Nemeyer, John	<b>\$50.00</b>
	Nemeyer, John	<b>\$50.00</b>
	Netanel, Aya	<b>\$50.00</b>
	Netanel, Aya	<b>\$50.00</b>
	Nevins, Sherry	<b>\$50.00</b>
	Newport, Jane	<b>\$50.00</b>
	Nguyen, Bich	<b>\$50.00</b>
	Nguyen, Huong	<b>\$50.00</b>
	Nicholas, Milton	<b>\$25.00</b>
	Nicholson, Karen	<b>\$50.00</b>
	Nicol, Frank	<b>\$50.00</b>
	Norris, Robert	<b>\$50.00</b>
	Nwosu, Comfort	<b>\$50.00</b>
	Oberdick, Randy	<b>\$50.00</b>
	O'Connell, Quinn	<b>\$50.00</b>
	O'Connell, Quinn	<b>\$50.00</b>
	O'Connell, Quinn	<b>\$50.00</b>
	Oday, Ronald	<b>\$50.00</b>
	O'Farrell, Shannon	<b>\$50.00</b>
	Oh, Moon	<b>\$50.00</b>
	Okorafer, Elmira	<b>\$50.00</b>
	Owens, Alvin	<b>\$50.00</b>
	Pair, Betty	<b>\$50.00</b>
	Pancake, Monica	<b>\$50.00</b>
	Panici, William	<b>\$50.00</b>
	Parker, John	<b>\$50.00</b>
	Parker, Willie	<b>\$50.00</b>
	Paschall, Matthew	<b>\$50.00</b>
	Patterson, Katherine	<b>\$50.00</b>
	Patterson, Zachary	<b>\$50.00</b>
Paulhamus, Justin	<b>\$50.00</b>	
Paynter, John	<b>\$50.00</b>	

**DISCLAIMER:** The information presented in the 2011 Biennial Report was taken directly from reports of receipts and expenditures filed by the candidates and political committees; afterward formatted into the applicable graphs and charts.



Contributions less than \$100	Paynter, John	<b>\$50.00</b>
	Peay, Aaron	<b>\$50.00</b>
	Pepperman, Michael	<b>\$50.00</b>
	Percival, Christine	<b>\$50.00</b>
	Percival, Christine	<b>\$50.00</b>
	Perna, Frank	<b>\$50.00</b>
	Perna, Frank	<b>\$50.00</b>
	Peters, Molly	<b>\$50.00</b>
	Petrosian, Sintia	<b>\$50.00</b>
	Pettie, Linda	<b>\$50.00</b>
	Peva, James	<b>\$50.00</b>
	Pflasterer, Steve	<b>\$50.00</b>
	Pflasterer, Steven	<b>\$50.00</b>
	Pinckney, Terri	<b>\$50.00</b>
	Pirozzi, Gay	<b>\$50.00</b>
	Plank, John	<b>\$50.00</b>
	Pollitt, Stuart	<b>\$50.00</b>
	Posey, William	<b>\$50.00</b>
	Post, Rey	<b>\$50.00</b>
	Poulin, Jane	<b>\$50.00</b>
	Poulin, Jane	<b>\$50.00</b>
	Princi, Maria	<b>\$50.00</b>
	Proctor, Randall	<b>\$50.00</b>
	Pruitt, Karen	<b>\$50.00</b>
	Pryor, David	<b>\$50.00</b>
	Putz, Kelly	<b>\$50.00</b>
	Quinones, Enrique	<b>\$50.00</b>
	Quinones, Enrique	<b>\$50.00</b>
	Raff, Blanche	<b>\$50.00</b>
	Raia, Peter	<b>\$50.00</b>
Railan, Vishaal	<b>\$50.00</b>	
Rankin, Michael	<b>\$50.00</b>	

**DISCLAIMER:** The information presented in the 2011 Biennial Report was taken directly from reports of receipts and expenditures filed by the candidates and political committees; afterward formatted into the applicable graphs and charts.

Contributions less than \$100	Rankin, Michael	<b>\$50.00</b>
	Raskin, Lynn	<b>\$50.00</b>
	Raskin, Lynn	<b>\$99.00</b>
	Raskin, Lynn	<b>\$50.00</b>
	Reardon, Patrick	<b>\$50.00</b>
	Rebmann, Scott	<b>\$50.00</b>
	Recari, Juan	<b>\$50.00</b>
	Reda, Tigisty	<b>\$50.00</b>
	Reddick, William	<b>\$50.00</b>
	Reichert, Kate	<b>\$50.00</b>
	Reid, Andrea	<b>\$50.00</b>
	Reid, Joseph	<b>\$50.00</b>
	Rice, Eric	<b>\$50.00</b>
	Ricks, Nancy	<b>\$50.00</b>
	Rieling, Joseph	<b>\$50.00</b>
	Ringe, Linda	<b>\$50.00</b>
	Rios, Michelle	<b>\$50.00</b>
	Risper, Kelly	<b>\$50.00</b>
	Robinson, Terri	<b>\$50.00</b>
	Rochowiak, Rod	<b>\$50.00</b>
	Rochowiak, Rod	<b>\$50.00</b>
	Rodriguez, Raul	<b>\$50.00</b>
	Rogers, Matthew	<b>\$50.00</b>
	Rosner, Majorie	<b>\$50.00</b>
	Rosner, Marjorie	<b>\$50.00</b>
	Ross, Kenneth	<b>\$50.00</b>
	Rouchell, William	<b>\$50.00</b>
	Rouse, Christopher	<b>\$50.00</b>
	RPAC	<b>\$30.00</b>
	Ruffin, Rochelle	<b>\$50.00</b>
Runyan, Bradley	<b>\$50.00</b>	
Russell, Elizabeth	<b>\$50.00</b>	

**DISCLAIMER:** The information presented in the 2011 Biennial Report was taken directly from reports of receipts and expenditures filed by the candidates and political committees; afterward formatted into the applicable graphs and charts.

Contributions less than \$100	Rutter, Rosalia	<b>\$50.00</b>
	Rychlik, Dominique	<b>\$50.00</b>
	Sachse, Jeffrey	<b>\$50.00</b>
	Sachse, Jeffrey	<b>\$50.00</b>
	Sadoun, Daniel	<b>\$50.00</b>
	Salazar, Mila	<b>\$50.00</b>
	Sallay, Terri	<b>\$50.00</b>
	Saltzman, Mary	<b>\$50.00</b>
	Samuel, Lawrence	<b>\$50.00</b>
	Sanders, Robert	<b>\$50.00</b>
	Sanders, Tonya	<b>\$58.75</b>
	Sandler, Ellen	<b>\$50.00</b>
	Sands, James	<b>\$50.00</b>
	Sankoh, Gaskin	<b>\$50.00</b>
	Sardegna, Alexandra	<b>\$50.00</b>
	Sattler, Eric	<b>\$50.00</b>
	Saulsbury, Victor	<b>\$50.00</b>
	Saydam, Sheena	<b>\$50.00</b>
	Schaeffer, Paul	<b>\$50.00</b>
	Schlosberg, Kevin	<b>\$50.00</b>
	Schneider, Susan	<b>\$50.00</b>
	Schneider, Susan	<b>\$50.00</b>
	Schnur, Melinda	<b>\$50.00</b>
	Schott, Aniko	<b>\$50.00</b>
	Schott, Aniko	<b>\$50.00</b>
	Scorzafava, Matthew	<b>\$50.00</b>
	Scott, Yale	<b>\$50.00</b>
	Sealander, Winfield	<b>\$50.00</b>
	Seaton, Richard	<b>\$50.00</b>
	Seestedt, Sandra	<b>\$50.00</b>
Seiden, Hydutg	<b>\$50.00</b>	
Seiden, Judith	<b>\$50.00</b>	

**DISCLAIMER:** The information presented in the 2011 Biennial Report was taken directly from reports of receipts and expenditures filed by the candidates and political committees; afterward formatted into the applicable graphs and charts.

Contributions less than \$100	Seirafi, Leila	<b>\$50.00</b>
	Seligmann, Susan	<b>\$50.00</b>
	Seva-Gonzalez, Veronica	<b>\$50.00</b>
	Seva-Gonzalez, Veronica	<b>\$50.00</b>
	Severt, Andrew	<b>\$50.00</b>
	Shannon, Margaret	<b>\$50.00</b>
	Shapiro, Megan	<b>\$50.00</b>
	Shapiro, Megan	<b>\$50.00</b>
	Sharghi, Baharea	<b>\$50.00</b>
	Sheeline, Leonora	<b>\$50.00</b>
	Sheeline, Lili	<b>\$50.00</b>
	Shirazi, Kaveh	<b>\$50.00</b>
	Shirley, Kevin	<b>\$50.00</b>
	Shirley, Kevin	<b>\$50.00</b>
	Shuler, Donna	<b>\$50.00</b>
	Sidak, Melinda	<b>\$50.00</b>
	Simpson, James	<b>\$50.00</b>
	Simpson, James	<b>\$50.00</b>
	Simpson, Margaret	<b>\$50.00</b>
	Simpson, Richard	<b>\$50.00</b>
	Simpson, Richard	<b>\$50.00</b>
	Simpson, Richard	<b>\$50.00</b>
	Sitrin, Ronald	<b>\$50.00</b>
	Sitrin, Ronald	<b>\$50.00</b>
	Sluzenski, Janet	<b>\$50.00</b>
	Small, Brenda	<b>\$50.00</b>
	Small, Brenda	<b>\$50.00</b>
	Smira, Jennifer	<b>\$50.00</b>
	Smith, Davila	<b>\$50.00</b>
	Smith, Davilla	<b>\$50.00</b>
Smith, John	<b>\$50.00</b>	
Smith, Margaret	<b>\$51.00</b>	

**DISCLAIMER:** The information presented in the 2011 Biennial Report was taken directly from reports of receipts and expenditures filed by the candidates and political committees; afterward formatted into the applicable graphs and charts.

Contributions less than \$100	Smolley, Kathleen	<b>\$50.00</b>
	Snedaker, Jeffrey	<b>\$50.00</b>
	Snodgrass, Frank	<b>\$50.00</b>
	Somers, Rebecca	<b>\$50.00</b>
	Somers, Rebecca	<b>\$50.00</b>
	Sonner, Theodore	<b>\$50.00</b>
	Sonner, Theodore	<b>\$50.00</b>
	Spicer, John	<b>\$50.00</b>
	Spoden, Lisa	<b>\$50.00</b>
	Stanchak, Orysia	<b>\$50.00</b>
	Stansbury, Mimi	<b>\$50.00</b>
	Stavropoulos, Nora	<b>\$50.00</b>
	Steadwell, Louis	<b>\$50.00</b>
	Steadwell, Louis	<b>\$50.00</b>
	Stellato, Laura	<b>\$50.00</b>
	Steuart, Laura	<b>\$50.00</b>
	Stevens, Erin	<b>\$50.00</b>
	Stewart, Andrea	<b>\$50.00</b>
	Story, Mitchell	<b>\$50.00</b>
	Stuart, Jordan	<b>\$50.00</b>
	Stuart, William	<b>\$50.00</b>
	Sturley, Emmanuel	<b>\$50.00</b>
	Suisman, Ingrid	<b>\$50.00</b>
	Sullivan, Michael	<b>\$50.00</b>
	Sullivan, Michael	<b>\$50.00</b>
	Sullivan, Michael	<b>\$50.00</b>
	Sullivan, Ruth	<b>\$50.00</b>
	Sumichrast, Eva	<b>\$50.00</b>
	Sutcliffe, Glen	<b>\$50.00</b>
	Sutcliffe, Glen	<b>\$50.00</b>
Sutfin, Carol	<b>\$50.00</b>	
Sutton, Jesse	<b>\$50.00</b>	

**DISCLAIMER:** The information presented in the 2011 Biennial Report was taken directly from reports of receipts and expenditures filed by the candidates and political committees; afterward formatted into the applicable graphs and charts.

Contributions less than \$100	Swartz, Emily	<b>\$50.00</b>
	Swartz, Emily	<b>\$50.00</b>
	Swartz, Sean	<b>\$50.00</b>
	Sweeney, Joseph	<b>\$50.00</b>
	Szabo, Adrienne	<b>\$50.00</b>
	Szala, Karen	<b>\$50.00</b>
	Szczepanska, Anna	<b>\$50.00</b>
	Szczepanska, Anna	<b>\$50.00</b>
	Tack, Robert	<b>\$50.00</b>
	Tahmaseb, Mina	<b>\$50.00</b>
	Talpa, Jacqueline	<b>\$50.00</b>
	Tate, Nathaniel	<b>\$50.00</b>
	Taylor Bubes, Nancy	<b>\$50.00</b>
	Taylor, Yolanda	<b>\$50.00</b>
	Teague, Gordon	<b>\$50.00</b>
	Terzis, Melissa	<b>\$50.00</b>
	Theisen, Harry	<b>\$50.00</b>
	Thomas, Lori	<b>\$50.00</b>
	Thomas, Maceo	<b>\$50.00</b>
	Thompson, Barbara	<b>\$50.00</b>
	Thompson, Barbara	<b>\$50.00</b>
	Thompson, Roby	<b>\$50.00</b>
	Tilahun, Dereje	<b>\$50.00</b>
	Tindale, Gregory	<b>\$50.00</b>
	Toussaint, Chris	<b>\$50.00</b>
	Towler, Tony	<b>\$50.00</b>
	Towsend, Jason	<b>\$50.00</b>
	Treat, Lucinda	<b>\$50.00</b>
	Tucker, Mary	<b>\$50.00</b>
	Tull, Kimathi	<b>\$50.00</b>
Tull, Kimathi	<b>\$50.00</b>	
Turano, Dominic	<b>\$50.00</b>	

**DISCLAIMER:** The information presented in the 2011 Biennial Report was taken directly from reports of receipts and expenditures filed by the candidates and political committees; afterward formatted into the applicable graphs and charts.

Contributions less than \$100	Turner, Seth	<b>\$50.00</b>
	Tynes, Donald	<b>\$50.00</b>
	Upham, Christopher	<b>\$50.00</b>
	Urgo, Kelly	<b>\$50.00</b>
	Urgo, Kelly	<b>\$50.00</b>
	Van Rensbur, Stephanus	<b>\$50.50</b>
	Vargas-Llosa, Susana	<b>\$50.00</b>
	Vilardo, Matthew	<b>\$50.00</b>
	Virbickas, Kelly	<b>\$50.00</b>
	Virbickas, Kelly	<b>\$50.00</b>
	Voellm, Karen	<b>\$50.00</b>
	Von Schlegel, Jackie	<b>\$50.00</b>
	Von Schlegel, Jackie	<b>\$50.00</b>
	Voris, George	<b>\$30.00</b>
	Voyles, Ty	<b>\$50.00</b>
	Voyles, Ty	<b>\$50.00</b>
	Wade, Theodore	<b>\$92.00</b>
	Wakefield, Ian	<b>\$50.00</b>
	Wakefield, Ian	<b>\$50.00</b>
	Walker, Kelsey	<b>\$50.00</b>
	Walker, Virginia`	<b>\$50.00</b>
	Walker, Virginia	<b>\$50.00</b>
	Wallace, Mindy	<b>\$50.00</b>
	Walsh, Ned	<b>\$50.00</b>
	Walsh, Ned	<b>\$50.00</b>
	Wank, Gloria	<b>\$50.00</b>
	Wank, Gloria	<b>\$50.00</b>
	Washington, Nykia	<b>\$50.00</b>
	Washington, Steven	<b>\$50.00</b>
	Webb, Patty	<b>\$50.00</b>
Webster, Elizabeth	<b>\$50.00</b>	
Webster, Elizabeth	<b>\$50.00</b>	

**DISCLAIMER:** The information presented in the 2011 Biennial Report was taken directly from reports of receipts and expenditures filed by the candidates and political committees; afterward formatted into the applicable graphs and charts.

Contributions less than \$100	Wehrie, Joyce	<b>\$50.00</b>
	Weiss, Christie	<b>\$50.00</b>
	Wells, Janet	<b>\$50.00</b>
	Wells, Janet	<b>\$50.00</b>
	Wertz, Abigail	<b>\$50.00</b>
	Whatley, Annie	<b>\$79.00</b>
	Wheat, Tim	<b>\$50.00</b>
	Wheeland, Marlana	<b>\$50.00</b>
	White, Lesley	<b>\$50.00</b>
	White, Mary	<b>\$50.00</b>
	White, Mary	<b>\$50.00</b>
	White, Sharon	<b>\$50.00</b>
	Widder, Rachel	<b>\$50.00</b>
	Widder, Rachel	<b>\$50.00</b>
	Widmayer, Salley	<b>\$50.00</b>
	Williams, Andrea	<b>\$50.00</b>
	Williams, Andrea	<b>\$50.00</b>
	Williams, Dan	<b>\$50.00</b>
	Williams, Dan	<b>\$50.00</b>
	Williams, Gregory	<b>\$50.00</b>
	Williams, Jearline	<b>\$99.00</b>
	Williams, Jearline	<b>\$50.00</b>
	Williams, Joseph	<b>\$50.00</b>
	Williams, Martha	<b>\$50.00</b>
	Williams, Martha	<b>\$50.00</b>
	Williams, Melanie	<b>\$50.00</b>
	Williams, Millicent	<b>\$50.00</b>
	Williams, Robert	<b>\$50.00</b>
	Williams, Thomas	<b>\$50.00</b>
	Williams, Thomas	<b>\$50.00</b>
Wilson, Angela	<b>\$50.00</b>	
Wilson, Angela	<b>\$50.00</b>	

**DISCLAIMER:** The information presented in the 2011 Biennial Report was taken directly from reports of receipts and expenditures filed by the candidates and political committees; afterward formatted into the applicable graphs and charts.



Contributions less than \$100	Wilson, Samuel	\$50.00
	Wilson, Zenobia	\$50.00
	Wipranik, Michael	\$50.00
	Witherspoon, LaVita	\$50.00
	Wood, Edward	\$50.00
	Word, John	\$50.00
	Worthington, Holly	\$50.00
	Wye, Pamela	\$50.00
	Wynn, Earl	\$25.00
	Yan, Patricia	\$50.00
	Yanagihara, Ann	\$50.00
	Yanagihara, Ann	\$50.00
	Yang, Grace	\$50.00
	Yarnell, Michael	\$50.00
	Yearsley, Joshua	\$50.00
	Yick, Sally	\$50.00
	Yirga, Reta	\$50.00
	Young, Kathleen	\$50.00
	Young, Kathleen	\$50.00
	Young, Phyllis	\$50.00
	Young, Phyllis	\$50.00
	Young, Tene	\$50.00
	Zahedi, Nasser	\$20.00
	Zimmerman, Darr3ll	\$50.00
	Zitello, Mary	\$50.00
Zook, Andrea	\$50.00	
Zorc, Joseph	\$50.00	
Total	\$46,379.13	
<b>Grand Total</b>		<b>\$99,471.59</b>

**DISCLAIMER:** The information presented in the 2011 Biennial Report was taken directly from reports of receipts and expenditures filed by the candidates and political committees; afterward formatted into the applicable graphs and charts.

Contributor Name	Amount	Type of Contributor	Date of Receipt
<b>Contributions Greater than \$2000</b>			
Himali, Joseph	\$2,500.00	Individual	01/12/2009
Himali, Joseph	\$2,500.00	Individual	03/04/2009
<b>Subtotal</b>	<b>\$5,000.00</b>		
<b>Percentage of Total Contributions</b>	<b>5.03%</b>		

Contributor Name	Amount	Type of Contributor	Date of Receipt
<b>Contributions greater or equal to \$1000 but less or equal to \$2000</b>			
Blakeslee, Elizabeth	\$1,000.00	Individual	06/19/2009
Brown, Ivan	\$1,000.00	Individual	08/02/2010
Carter, Doug	\$1,000.00	Individual	08/02/2010
Cranford, Judy	\$1,000.00	Individual	05/05/2010
Garcia, Carlos	\$1,000.00	Individual	08/02/2010
Greater Capital Area Association of Realtors	\$1,250.00	Business	05/27/2009
Greater Capital Area Association of Realtors	\$1,250.00	Business	03/16/2010
Greater Washingtín Commercial Assn REALTORS	\$1,710.00	Business	04/27/2009
Greater Washington Commercial Assn of Realtor	\$1,345.00	Business	02/19/2010
Green, Brandon	\$1,000.00	Individual	08/02/2010
Highsmith, William	\$1,000.00	Individual	08/02/2010
Himali, Joseph	\$1,000.00	Individual	05/05/2010
Hunnings, Adrian	\$1,000.00	Individual	01/25/2010
Kendrick, Fred	\$1,000.00	Individual	01/22/2009
Kendrick, Fred	\$1,000.00	Individual	12/29/2009
Menkiti, Obiora	\$1,000.00	Individual	05/05/2010
Meyerdirk, Mark	\$1,000.00	Individual	05/05/2010
Pepper, Susan	\$1,000.00	Individual	01/12/2009
Pepper, Susan	\$1,000.00	Individual	08/25/2010
Sullivan, Mark	\$1,000.00	Individual	08/25/2010
Wander, Elyse	\$1,000.00	Individual	05/05/2010
Worthington, Holly	\$1,000.00	Individual	06/02/2009
Worthington, Holly	\$1,000.00	Individual	06/22/2010
<b>Subtotal</b>	<b>\$24,555.00</b>		
<b>Percentage of Total Contributions</b>	<b>24.69%</b>		

**DISCLAIMER:** The information presented in the 2011 Biennial Report was taken directly from reports of receipts and expenditures filed by the candidates and political committees; afterward formatted into the applicable graphs and charts.

Contributor Name	Amount	Type of Contributor	Date of Receipt
<b>Contributions Greater than or equal to \$500 but less than \$1000</b>			
Bowser, Amy	\$500.00	Individual	08/25/2010
Burger, Charles	\$500.00	Individual	06/24/2009
Levin, Judith	\$500.00	Individual	06/22/2010
Maffin, Constance	\$500.00	Individual	01/12/2009
Rhodes, Richard	\$500.00	Individual	08/25/2010
Small, Brenda	\$500.00	Individual	08/02/2010
Valentino, Rachel	\$500.00	Individual	09/22/2009
	<b>Subtotal</b>		
	<b>\$3,500.00</b>		
	<b>Percentage of Total Contributions</b>		
	<b>3.52%</b>		

**DISCLAIMER:** The information presented in the 2011 Biennial Report was taken directly from reports of receipts and expenditures filed by the candidates and political committees; afterward formatted into the applicable graphs and charts.

Contributor Name	Amount	Type of Contributor	Date of Receipt
------------------	--------	---------------------	-----------------

**Contributions Greater than or equal to \$250 but less than \$500**

Blakeslee, Elizabeth	\$250.00	Individual	06/22/2010
Carnes, Nathan	\$250.00	Individual	07/17/2009
Carnes, Nathan	\$250.00	Individual	09/04/2009
Carnes, Nathan	\$250.00	Individual	05/26/2010
Chen, Melissa	\$250.00	Individual	02/24/2009
Crawford, H. R.	\$365.00	Individual	07/13/2010
Darby, Christopher	\$250.00	Individual	12/23/2009
Des Marais, Suzanne	\$300.00	Individual	01/25/2010
Gerger, Ricki	\$365.00	Individual	06/22/2010
Gray, Elizabeth	\$250.00	Individual	01/25/2010
Greater Capital Area Association of REALTORS	\$406.00	Business	01/22/2009
Greater Capital Area Association of REALTORS	\$362.50	Business	01/23/2009
Greater Capital Area Association of REALTORS	\$305.00	Business	01/25/2010
Greater Capital Area Association of REALTORS	\$311.00	Business	01/25/2010
Greater Capital Area Association of Realtors	\$406.00	Business	01/12/2009
Greater Capital Area Association of Realtors	\$295.00	Business	02/24/2009
Greater Capital Area Association of REALTORS	\$295.00	Business	01/22/2009
Greater Capital Area Association of REALTORS	\$365.00	Business	03/13/2009
Greater Capital Area Association of REALTORS	\$276.00	Business	01/25/2010
Greater Capital Area Association of REALTORS	\$315.00	Business	03/15/2010
Greater Washington Commercial Assn of Realtor	\$300.00	Business	04/22/2010
Hughes, Linda	\$250.00	Individual	04/22/2010
Hughes, Linda	\$250.00	Individual	08/02/2010
Kriss, Julia	\$250.00	Individual	01/12/2009
Kriss, Julia	\$250.00	Individual	03/13/2009
Kriss, Julia	\$250.00	Individual	03/15/2010
Levin, Judith	\$250.00	Individual	02/24/2009
Mamone, Yolanda	\$250.00	Individual	04/27/2009
Moran, Michael	\$250.00	Individual	10/07/2009
Moran, Michael	\$250.00	Individual	01/25/2010
Nelson, Joel	\$365.00	Individual	05/05/2010
Pascal, Bruce	\$365.00	Individual	08/25/2010
Phelan, Leyla	\$250.00	Individual	04/27/2009
Pietranton, Frank	\$250.00	Individual	10/07/2010

**DISCLAIMER:** The information presented in the 2011 Biennial Report was taken directly from reports of receipts and expenditures filed by the candidates and political committees; afterward formatted into the applicable graphs and charts.

Contributor Name	Amount	Type of Contributor	Date of Receipt
------------------	--------	---------------------	-----------------

**Contributions Greater than or equal to \$250 but less than \$500**

Roberts-Burke, Bonnie	\$250.00	Individual	03/13/2009
RPAC	\$300.00		04/03/2009
Small, Brenda	\$250.00	Individual	02/24/2009
Small, Brenda	\$300.00	Individual	10/14/2010
Snodgrass, Frank	\$300.00	Individual	01/25/2010
Stokes Milligan, Anslie	\$365.00	Individual	04/22/2010
Stokes, Anslie	\$365.00	Individual	01/25/2010

**Subtotal****\$12,026.50****Percentage of Total Contributions****12.09%**

**DISCLAIMER:** The information presented in the 2011 Biennial Report was taken directly from reports of receipts and expenditures filed by the candidates and political committees; afterward formatted into the applicable graphs and charts.

Contributor Name	Amount	Type of Contributor	Date of Receipt
------------------	--------	---------------------	-----------------

**Contributions Greater than or equal to \$100 but less than \$250**

Anderson, Carol	\$100.00	Individual	12/23/2009
Bediz, David	\$150.00	Individual	03/13/2009
Bediz, David	\$100.00	Individual	04/27/2009
Bojan, Louis	\$100.00	Individual	01/25/2010
Bowser, Amy	\$100.00	Individual	10/08/2009
Bratton, John	\$100.00	Individual	05/26/2010
Brown, Ivan	\$100.00	Individual	01/25/2010
Bruno, Anthony	\$100.00	Individual	12/23/2009
Bryan, Thomas	\$100.00	Individual	05/26/2010
Cox, Therese	\$100.00	Individual	01/12/2009
Daniels, Larry	\$100.00	Individual	01/22/2009
Daniels, Larry	\$100.00	Individual	01/25/2010
Des Marais, Suzanne	\$100.00	Individual	04/27/2009
Dewey, Donald	\$100.00	Individual	03/13/2009
Didden, Albert	\$100.00	Individual	01/22/2009
Downs, Edward	\$150.00	Individual	01/25/2010
Eichbert, Andrew	\$100.00	Individual	10/07/2009
Eichbert, Andrew	\$150.00	Individual	08/25/2010
Evans, William	\$100.00	Individual	01/12/2009
Evans, William	\$100.00	Individual	01/25/2010
Ewings, Asa	\$100.00	Individual	12/23/2009
Fitzgerald, John	\$100.00	Individual	01/12/2009
Franklin, Delores	\$100.00	Individual	03/13/2009
Fulcher, Thomas	\$100.00	Individual	10/08/2009
Giles, Edward	\$100.00	Individual	04/27/2009
Gill, Catherine	\$100.00	Individual	01/12/2009
Greater Capital Area Association of REALTORS	\$215.00	Business	12/23/2009
Greater Capital Area Association of REALTORS	\$100.50	Business	01/22/2009
Greater Capital Area Association of REALTORS	\$140.00	Business	04/27/2009
Greater Capital Area Association of REALTORS	\$110.00	Business	04/27/2009
Greater Capital Area Association of REALTORS	\$109.50	Business	09/28/2010
Greater Capital Area Association of REALTORS	\$131.00	Business	12/23/2009
Greater Capital Area Association of REALTORS	\$129.96	Business	01/25/2010
Hargrove, Aaron	\$125.00	Individual	01/25/2010

**DISCLAIMER:** The information presented in the 2011 Biennial Report was taken directly from reports of receipts and expenditures filed by the candidates and political committees; afterward formatted into the applicable graphs and charts.

Contributor Name	Amount	Type of Contributor	Date of Receipt
------------------	--------	---------------------	-----------------

**Contributions Greater than or equal to \$100 but less than \$250**

Highsmith, William	\$100.00	Individual	01/25/2010
Hounshell, William	\$100.00	Individual	12/23/2009
Hughes, Linda	\$100.00	Individual	12/23/2009
Ivy, Suzette	\$100.00	Individual	05/26/2010
Jobe, Steven	\$100.00	Individual	01/22/2009
Johnston, Rod	\$100.00	Individual	01/12/2009
Johnston, Rod	\$100.00	Individual	12/23/2009
Klein, Charles	\$100.00	Individual	03/13/2009
Klein, Charles	\$100.00	Individual	03/15/2010
Levin, Judith	\$100.00	Individual	01/22/2009
Lipscomb, Donald	\$100.00	Individual	01/22/2009
Lipscomb, Donald	\$100.00	Individual	12/23/2009
Loew, Robin	\$100.00	Individual	03/15/2010
Loew, Robin	\$100.00	Individual	05/26/2010
Logan, Brian	\$100.00	Individual	05/26/2010
Malcom, Ann	\$100.00	Individual	01/12/2009
Meyerdirk, Mark	\$100.00	Individual	04/27/2009
Meyerdirk, Mark	\$100.00	Individual	01/25/2010
Munroe, Warren	\$100.00	Individual	01/25/2010
Patterson, Elizabeth	\$100.00	Individual	01/12/2009
Patterson, Elizabeth	\$100.00	Individual	01/25/2010
Pryor, David	\$100.00	Individual	12/23/2009
Randle, Mary	\$100.00	Individual	01/22/2009
Reuter, Nancy	\$100.00	Individual	12/23/2009
Roberts-Burke, Bonnie	\$100.00	Individual	12/23/2009
Ruppert, Raymond	\$100.00	Individual	01/22/2009
Ruppert, Raymond	\$100.00	Individual	04/27/2009
Sawyer, William	\$100.00	Individual	01/12/2009
Sawyer, William	\$100.00	Individual	01/25/2010
Small, Brenda	\$150.00	Individual	06/22/2010
Snodgrass, Frank	\$100.00	Individual	01/25/2010
Stansky Brown, Linda	\$100.00	Individual	04/22/2010
Sullivan, Mark	\$150.00	Individual	10/08/2009
Taylor, Jonathan	\$100.00	Individual	01/25/2010

**DISCLAIMER:** The information presented in the 2011 Biennial Report was taken directly from reports of receipts and expenditures filed by the candidates and political committees; afterward formatted into the applicable graphs and charts.

Contributor Name	Amount	Type of Contributor	Date of Receipt
------------------	--------	---------------------	-----------------

**Contributions Greater than or equal to \$100 but less than \$250**

Thomas, Stephen	\$100.00	Individual	03/13/2009
Von Schlegel, Jackie	\$100.00	Individual	07/13/2010
Winter, Suzanne	\$100.00	Individual	01/22/2009
Winters, Suzanne	\$100.00	Individual	01/25/2010
Wirth, Carolyn	\$100.00	Individual	01/22/2009
Woolford, William	\$100.00	Individual	01/22/2009
Woolford, William	\$100.00	Individual	01/25/2010

**Subtotal****\$8,010.96****Percentage of Total Contributions****8.05%**

**DISCLAIMER:** The information presented in the 2011 Biennial Report was taken directly from reports of receipts and expenditures filed by the candidates and political committees; afterward formatted into the applicable graphs and charts.



Contributor Name	Amount	Type of Contributor	Date of Receipt
------------------	--------	---------------------	-----------------

**Contributions Less than \$100**

Abele, Elizabeth	\$50.00	Individual	01/25/2010
Aboulafia, Casey	\$50.00	Individual	01/12/2009
Aboulafia, Casey	\$50.00	Individual	05/26/2010
Abrams, Alan	\$50.00	Individual	08/25/2010
Abrams, Courtney	\$50.00	Individual	10/07/2010
Abramson, Rachael	\$50.00	Individual	10/07/2010
Abu-Lughod, Swar	\$50.00	Individual	04/27/2009
Abu-Rahmeh, Mansour	\$50.00	Individual	12/23/2009
Adams, Bradley	\$50.00	Individual	08/25/2010
Adkins, Rickey	\$50.00	Individual	10/07/2010
Adler, John	\$50.00	Individual	01/22/2009
Adler, John	\$50.00	Individual	01/25/2010
Admassou, Yohannes	\$50.00	Individual	01/25/2010
Admassouo, Yohannes	\$50.00	Individual	10/14/2009
Aimone, John	\$50.00	Individual	04/27/2009
Akay, Necmettin	\$25.00	Individual	09/04/2009
Akhavan, John	\$25.00	Individual	08/25/2010
Alafoginis, Barbara	\$50.00	Individual	01/22/2009
Alafoginis, Barbara	\$50.00	Individual	01/25/2010
Alberto, Julio	\$50.00	Individual	03/15/2010
Albrecht, Robert	\$50.00	Individual	07/17/2009
Albro-Dean, Charlyne	\$50.00	Individual	06/19/2009
Aldridge, Jeremy	\$50.00	Individual	01/25/2010
Alexander, Phyllis	\$50.00	Individual	12/23/2009
Alexander-Reid, Sheila	\$50.00	Individual	04/27/2009
Alston, Miracle-Dawn	\$3.50	Individual	10/13/2010
Amira, Mihaela	\$50.00	Individual	05/26/2010
Anjorin, Chezaray	\$50.00	Individual	04/27/2009
Aranha, Lesley	\$50.00	Individual	03/13/2009
Arnold, Jeffery	\$50.00	Individual	01/22/2009
Aronowitz, Raina	\$50.00	Individual	12/23/2009
Ashrafi, Rafiulah	\$50.00	Individual	06/22/2010
Ashton, Dreana	\$50.00	Individual	08/12/2009
Ashton, Dreana	\$50.00	Individual	01/25/2010

**DISCLAIMER:** The information presented in the 2011 Biennial Report was taken directly from reports of receipts and expenditures filed by the candidates and political committees; afterward formatted into the applicable graphs and charts.

Contributor Name	Amount	Type of Contributor	Date of Receipt
------------------	--------	---------------------	-----------------

**Contributions Less than \$100**

Assegahegn, Nardos	\$50.00	Individual	01/22/2009
Austin, Shane	\$50.00	Individual	12/23/2009
Avanitis, Demetrios	\$50.00	Individual	02/24/2009
Awoke, Martha	\$50.00	Individual	04/27/2009
Awosika, Olufunke	\$50.00	Individual	06/22/2010
Ayers, Daniel	\$50.00	Individual	12/23/2009
Babbington, Margaret	\$50.00	Individual	01/22/2009
Baigmohamed, Ayesha	\$50.00	Individual	12/23/2009
Bailey, Christina	\$50.00	Individual	08/12/2009
Bailey, Christina	\$50.00	Individual	01/25/2010
Bailey, Dianne	\$50.00	Individual	01/22/2009
Bain, Zeno	\$50.00	Individual	04/27/2009
Baker, Beverly	\$50.00	Individual	03/13/2009
Ball, Vincent	\$50.00	Individual	06/22/2010
Baluha, Andrew	\$50.00	Individual	06/22/2010
Barker, Karen	\$50.00	Individual	01/22/2009
Barnett, John	\$50.00	Individual	09/04/2009
Barry, Mary	\$50.00	Individual	06/22/2010
Barsan-Anelli, Aida	\$50.00	Individual	09/28/2010
Bashoor, Lewis	\$50.00	Individual	01/22/2009
Bashoor, Lewis	\$50.00	Individual	01/25/2010
Basso, Christine	\$50.00	Individual	04/27/2009
Basso, Christine	\$50.00	Individual	05/26/2010
Bates, Susan	\$50.00	Individual	01/22/2009
Bayer, Mark	\$50.00	Individual	12/23/2009
Baylor, Conchita	\$50.00	Individual	01/22/2009
Beacher, Harrison	\$50.00	Individual	01/22/2009
Beacher, Harrison	\$50.00	Individual	04/27/2009
Beamon, Mckell	\$50.00	Individual	03/13/2009
Beaven, Gina	\$50.00	Individual	07/17/2009
Bediz, David	\$50.00	Individual	12/23/2009
Belay, Mulaw	\$50.00	Individual	01/22/2009
Bennett, Deon	\$50.00	Individual	05/26/2010
Bennett, Ingrid	\$50.00	Individual	05/26/2010

**DISCLAIMER:** The information presented in the 2011 Biennial Report was taken directly from reports of receipts and expenditures filed by the candidates and political committees; afterward formatted into the applicable graphs and charts.

Contributor Name	Amount	Type of Contributor	Date of Receipt
------------------	--------	---------------------	-----------------

**Contributions Less than \$100**

Bergstrom, Mary	\$50.00	Individual	01/22/2009
Berhane, Makeda	\$50.00	Individual	12/23/2009
Bernard, Jennifer	\$50.00	Individual	06/22/2010
Bertini, Mark	\$50.00	Individual	05/26/2010
Bertles, Katherine	\$50.00	Individual	06/22/2010
Blaha, David	\$50.00	Individual	10/14/2009
Blake, Elizabeth	\$50.00	Individual	10/07/2010
Blake, Valerie	\$50.00	Individual	01/25/2010
Blakeman, Anne	\$50.00	Individual	08/25/2010
Blakeman, Megan	\$50.00	Individual	08/25/2010
Boggs, Mary	\$50.00	Individual	04/27/2009
Boitel, Gerard	\$50.00	Individual	07/17/2009
Booth, Victor	\$50.00	Individual	04/27/2009
Borda, Jaime	\$50.00	Individual	02/24/2009
Boslough, Susan	\$50.00	Individual	01/22/2009
Boulden, Tiffany	\$50.00	Individual	01/25/2010
Bowman Pimentel, Laura	\$50.00	Individual	06/22/2010
Boyd, Douglas	\$50.00	Individual	06/19/2009
Boyle, Kevin	\$50.00	Individual	01/12/2009
Boyle, Kevin	\$50.00	Individual	03/15/2010
Bradshaw, Clifford	\$50.00	Individual	10/07/2010
Branic, Evelyn	\$50.00	Individual	01/22/2009
Branic, Evelyn	\$50.00	Individual	01/25/2010
Brannon, Donna	\$50.00	Individual	01/12/2009
Brannon, Donna	\$50.00	Individual	12/23/2009
Brant, Donna	\$50.00	Individual	08/12/2009
Breck, Shawn	\$50.50	Individual	04/27/2009
Brent, Liz	\$50.00	Individual	01/12/2009
Brent, Liz	\$50.00	Individual	01/25/2010
Bresnahan, Mary	\$50.00	Individual	12/23/2009
Brett, Mary	\$50.00	Individual	03/15/2010
Briggs, Justin	\$50.00	Individual	04/27/2009
Broady, James	\$50.00	Individual	06/19/2009
Brodsky, Sarah	\$50.00	Individual	03/13/2009

**DISCLAIMER:** The information presented in the 2011 Biennial Report was taken directly from reports of receipts and expenditures filed by the candidates and political committees; afterward formatted into the applicable graphs and charts.

Contributor Name	Amount	Type of Contributor	Date of Receipt
------------------	--------	---------------------	-----------------

**Contributions Less than \$100**

Brodsky, Sarah	\$50.00	Individual	05/26/2010
Brooks, David	\$50.00	Individual	04/22/2010
Brown Miller, Fani	\$50.00	Individual	04/22/2010
Brown, Courtney	\$50.00	Individual	01/25/2010
Brown, Darrell	\$50.00	Individual	05/26/2010
Brown, Deirdre	\$50.00	Individual	04/22/2010
Brown, Saint	\$50.00	Individual	01/22/2009
Brown, Thejuanie	\$50.00	Individual	01/25/2010
Buerger, Thomas	\$50.00	Individual	01/25/2010
Bulcha, Mintewab	\$50.00	Individual	06/22/2010
Burchard, Beth	\$50.00	Individual	01/22/2009
Burfield, Adrienne	\$50.00	Individual	01/25/2010
Burger, Charles	\$50.00	Individual	02/24/2009
Burke, David	\$50.00	Individual	04/27/2009
Burns, Rachel	\$50.00	Individual	03/13/2009
Burton, Linda	\$50.00	Individual	12/23/2009
Byrd, Theresa	\$50.00	Individual	04/27/2009
Cabrera, Pio	\$50.00	Individual	04/27/2009
Cabrera, Pio	\$50.00	Individual	01/25/2010
Cameron, Stephanie	\$50.00	Individual	03/13/2009
Cameron, Stephanie	\$50.00	Individual	05/26/2010
Campbell, Jennifer	\$50.00	Individual	04/27/2009
Campbell, Jennifer	\$50.00	Individual	03/15/2010
Canute, Craig	\$50.00	Individual	12/23/2009
Caputo, Grace	\$50.00	Individual	02/24/2009
Cardich, Maria	\$50.00	Individual	03/15/2010
Cardoza, Jared	\$45.00	Individual	09/04/2009
Carias-Green, Gabriela	\$50.00	Individual	01/25/2010
Carlisle, Hope	\$50.00	Individual	08/25/2010
Carr, James	\$50.00	Individual	01/22/2009
Carr, Keith	\$50.00	Individual	05/26/2010
Carr, Susan	\$50.00	Individual	01/25/2010
Carter, Caroline	\$50.00	Individual	04/22/2010
Carter, Douglas	\$50.00	Individual	04/27/2009

**DISCLAIMER:** The information presented in the 2011 Biennial Report was taken directly from reports of receipts and expenditures filed by the candidates and political committees; afterward formatted into the applicable graphs and charts.

Contributor Name	Amount	Type of Contributor	Date of Receipt
------------------	--------	---------------------	-----------------

**Contributions Less than \$100**

Casey, Svetlana	\$50.00	Individual	12/23/2009
Castle, Jeremy	\$50.00	Individual	03/15/2010
Cavarocchi, Bridget	\$50.00	Individual	01/25/2010
Caviness, Thomas	\$50.00	Individual	04/27/2009
Chaletzky, Linda	\$50.00	Individual	04/27/2009
Champagne, Jill	\$50.00	Individual	06/22/2010
Chandler, Russell	\$50.00	Individual	06/22/2010
Charity, Marilyn	\$50.00	Individual	01/22/2009
Charity, Marilyn	\$50.00	Individual	01/25/2010
Chartienitz, Lawrence	\$50.00	Individual	01/22/2009
Chartienitz, Lawrence	\$50.00	Individual	01/25/2010
Checa, Maria	\$50.00	Individual	12/23/2009
Cheney, Matthew	\$50.00	Individual	04/27/2009
Chew, Virginia	\$50.00	Individual	12/23/2009
Chung, Jennifer	\$50.00	Individual	03/15/2010
Chung, Yumin	\$50.00	Individual	01/25/2010
Clark, Eric	\$50.00	Individual	09/04/2009
Clark, John	\$50.00	Individual	07/17/2009
Clark, John	\$50.00	Individual	12/23/2009
Clay, Joan	\$50.00	Individual	01/12/2009
Cline, Bridgette	\$50.00	Individual	01/12/2009
Clopton, Geoffrey	\$50.00	Individual	01/25/2010
Coates, Andrew	\$50.00	Individual	05/26/2010
Coates, David	\$50.00	Individual	10/14/2009
Coban, Semih	\$50.00	Individual	06/22/2010
Coffman, Matthew	\$50.00	Individual	06/22/2010
Cole, Ola	\$50.00	Individual	05/26/2010
Coleman, Eugene	\$50.00	Individual	01/22/2009
Coleman, Eugene	\$50.00	Individual	01/25/2010
Coles, Louisa	\$50.00	Individual	07/17/2009
Connor, Sandra	\$50.00	Individual	01/25/2010
Conway, Daniel	\$50.00	Individual	08/25/2010
Corboy, Eileen	\$50.00	Individual	04/22/2010
Corker, Julia	\$50.00	Individual	01/25/2010

**DISCLAIMER:** The information presented in the 2011 Biennial Report was taken directly from reports of receipts and expenditures filed by the candidates and political committees; afterward formatted into the applicable graphs and charts.

Contributor Name	Amount	Type of Contributor	Date of Receipt
------------------	--------	---------------------	-----------------

**Contributions Less than \$100**

Corson, Robert	\$50.00	Individual	06/22/2010
Couch-Davis, Dana	\$50.00	Individual	06/19/2009
Courtney, Steven	\$50.00	Individual	04/27/2009
Cox, David	\$50.00	Individual	01/25/2010
Craig, Teresa	\$50.00	Individual	01/25/2010
Crane, Arynne	\$50.00	Individual	05/26/2010
Crawford, H. R.	\$50.00	Individual	06/22/2010
Crawford, Robert	\$50.00	Individual	05/26/2010
Crossland, David	\$50.00	Individual	04/27/2009
Cullinane, Maureen	\$50.00	Individual	05/26/2009
Cullinane, Maureen	\$50.00	Individual	07/17/2009
Cummings, Steven	\$50.00	Individual	01/22/2009
Cummings, Steven	\$50.00	Individual	01/25/2010
Currie, Kathryn	\$50.00	Individual	04/27/2009
Curry, Eddie	\$50.00	Individual	01/22/2009
Curry, Tushrondra	\$50.00	Individual	01/22/2009
Cushman, Christopher	\$50.00	Individual	01/22/2009
Cushman, Christopher	\$50.00	Individual	04/27/2009
Cusick, Carter	\$50.00	Individual	01/25/2010
Cusick, Joanna	\$50.00	Individual	01/22/2009
Cusick, Ralph	\$50.00	Individual	01/22/2009
Czuba, Catherine	\$50.00	Individual	01/12/2009
Czuba, Catherine	\$50.00	Individual	12/23/2009
Dabo, Fatou	\$50.00	Individual	06/19/2009
Daddabbo, Cori	\$50.00	Individual	06/19/2009
Dahill, John	\$50.00	Individual	05/26/2010
Daley, Margaret	\$50.00	Individual	10/14/2009
Daley, Margaret	\$50.00	Individual	01/25/2010
Dannenhauer, Michael	\$50.00	Individual	09/28/2010
Darby, Christopher	\$50.00	Individual	02/24/2009
Darden, Abeni	\$50.00	Individual	08/25/2010
Davidson, Thomas	\$50.00	Individual	02/24/2009
Davidson, Thomas	\$50.00	Individual	01/25/2010
Davis, Andrew	\$50.00	Individual	10/14/2009

**DISCLAIMER:** The information presented in the 2011 Biennial Report was taken directly from reports of receipts and expenditures filed by the candidates and political committees; afterward formatted into the applicable graphs and charts.

Contributor Name	Amount	Type of Contributor	Date of Receipt
------------------	--------	---------------------	-----------------

**Contributions Less than \$100**

Davis, Antwan	\$50.00	Individual	10/07/2010
Davis, Darrin	\$50.00	Individual	06/22/2010
Davis, Gwendoyln	\$50.00	Individual	12/23/2009
Davis, Keith	\$50.00	Individual	03/13/2009
Davis, Lauren	\$50.00	Individual	01/12/2009
Davis, Melanie	\$50.00	Individual	06/22/2010
Davis, Peter	\$50.00	Individual	01/25/2010
Davis, Sherry	\$50.00	Individual	01/12/2009
Dawson, Calvin	\$50.00	Individual	01/25/2010
Dawson, David	\$50.00	Individual	06/22/2010
Day, Michael	\$50.00	Individual	04/27/2009
De Lisio, Tiffany	\$50.00	Individual	08/12/2009
Deckelbaum, David	\$50.00	Individual	01/25/2010
Dees, Michael	\$50.00	Individual	06/22/2010
DeLoach, Cathleen	\$50.00	Individual	01/25/2010
Denton, Donald	\$50.00	Individual	01/12/2009
Denton, Donald	\$50.00	Individual	01/25/2010
DeSantis, David	\$50.00	Individual	12/23/2009
Dever, Frederick	\$50.00	Individual	08/25/2010
Dias, Marie	\$50.00	Individual	04/27/2009
Didden, Albert	\$50.00	Individual	12/23/2009
Diggs, Kenneth	\$50.00	Individual	10/07/2010
Dimos, Mary	\$50.00	Individual	01/25/2010
Dodson, Helen	\$50.00	Individual	01/22/2009
Dodson, Norris	\$50.00	Individual	04/27/2009
Dominguez, Juan	\$50.00	Individual	04/22/2010
Donner, William	\$50.00	Individual	01/12/2009
Donohue, Caitlin	\$50.00	Individual	09/04/2009
Dory, Jose	\$50.00	Individual	06/22/2010
Douglas, Todd	\$50.00	Individual	10/14/2009
Douglas, Todd	\$50.00	Individual	12/23/2009
Downing, Damon	\$50.00	Individual	01/12/2009
Downing, Damon	\$50.00	Individual	05/26/2010
Downs, Edward	\$50.00	Individual	04/27/2009

**DISCLAIMER:** The information presented in the 2011 Biennial Report was taken directly from reports of receipts and expenditures filed by the candidates and political committees; afterward formatted into the applicable graphs and charts.

Contributor Name	Amount	Type of Contributor	Date of Receipt
------------------	--------	---------------------	-----------------

**Contributions Less than \$100**

Dudley, Cornelius	\$50.00	Individual	03/13/2009
Dyer, John	\$50.00	Individual	01/25/2010
Eatman, George	\$50.00	Individual	06/19/2009
Egege, Chintua	\$50.00	Individual	01/12/2009
Ekberg, Christian	\$50.00	Individual	06/19/2009
Eliopoulos, Apostolos	\$50.00	Individual	01/22/2009
Eliopoulos, Apostoos	\$50.00	Individual	04/27/2009
Ellis, Joshua	\$50.00	Individual	09/28/2010
Ensari, Abdulhcuk	\$50.00	Individual	04/27/2009
Errichetti, Jennifer	\$50.00	Individual	12/23/2009
Evans, Carlos	\$50.00	Individual	06/19/2009
Evans, Jan	\$50.00	Individual	04/27/2009
Evans, Jan	\$50.00	Individual	12/23/2009
Evers, Donna	\$50.00	Individual	12/23/2009
Fadli, Karim	\$50.00	Individual	09/04/2009
Fagan, Susan	\$50.00	Individual	01/25/2010
Fain, Larissa	\$50.00	Individual	01/22/2009
Fain, Larissa	\$50.00	Individual	01/25/2010
Fakhrai, Farbod	\$50.00	Individual	06/22/2010
Farhi, Kieva	\$50.00	Individual	08/25/2010
Farman, Michael	\$50.00	Individual	01/12/2009
Faustina, Alana	\$50.00	Individual	01/25/2010
Favazzo, John	\$50.00	Individual	01/25/2010
Fazell, Ben	\$50.00	Individual	04/27/2009
Ferguson, Chris	\$50.00	Individual	04/27/2009
Ferguson, Ryan	\$50.00	Individual	09/28/2010
Ferrazzano, Laura	\$50.00	Individual	03/13/2009
Ferrington, Carter	\$99.00	Individual	01/25/2010
Ferrington, Carter	\$99.00	Individual	03/15/2010
Figman, Steven	\$50.00	Individual	04/27/2009
Figman, Steven	\$50.00	Individual	01/25/2010
Finch, James	\$50.00	Individual	02/24/2009
Finkelstein, Barbara	\$50.00	Individual	01/22/2009
Finkelstein, Barbara	\$50.00	Individual	01/25/2010

**DISCLAIMER:** The information presented in the 2011 Biennial Report was taken directly from reports of receipts and expenditures filed by the candidates and political committees; afterward formatted into the applicable graphs and charts.



Contributor Name	Amount	Type of Contributor	Date of Receipt
------------------	--------	---------------------	-----------------

**Contributions Less than \$100**

Fiorentino, Lisa	\$50.00	Individual	01/22/2009
Firestone, Russell	\$50.00	Individual	04/27/2009
Fischer, Christine	\$50.00	Individual	01/25/2010
Fleisher, Marc	\$50.00	Individual	01/22/2009
Fleisher, Marc	\$50.00	Individual	01/25/2010
Floyd, Jimmy	\$50.00	Individual	01/25/2010
Ford, Doug	\$50.00	Individual	01/25/2010
Ford, Douglas	\$50.00	Individual	01/22/2009
Ford, Jimmy	\$50.00	Individual	01/22/2009
Forschler, Sean	\$50.00	Individual	01/12/2009
Forschler, Sean	\$50.00	Individual	01/25/2010
Foster, Paul	\$50.00	Individual	10/14/2009
Francis, Nia	\$50.00	Individual	01/22/2009
Freeman, Victor	\$50.00	Individual	01/12/2009
Freeman, Victor	\$50.00	Individual	03/13/2009
Frias, Peter	\$50.00	Individual	04/27/2009
Friedman, Darrin	\$50.00	Individual	02/24/2009
Friedman, Darrin	\$50.00	Individual	01/25/2010
Friedson, Melanie	\$50.00	Individual	06/19/2009
Fujiyama, Yuichiro	\$50.00	Individual	04/27/2009
Funt, Sarah	\$50.00	Individual	02/24/2009
Gaffney, Manuel	\$50.00	Individual	02/24/2009
Galler, Michelle	\$50.00	Individual	04/27/2009
Gambill, Christopher	\$50.00	Individual	03/13/2009
Garcia, Fernando	\$50.00	Individual	01/12/2009
Gardner, Kirsten	\$50.00	Individual	01/25/2010
Gardner, Kristen	\$50.00	Individual	12/23/2009
Gaughan, Janelle	\$50.00	Individual	01/22/2009
Gault, Jeanne	\$50.00	Individual	01/25/2010
Gee, Betty	\$50.00	Individual	03/13/2009
Gee, Betty	\$50.00	Individual	05/26/2010
George, Tammera	\$50.00	Individual	07/17/2009
Gersten, Richard	\$50.00	Individual	06/19/2009
Gessner, Brian	\$50.00	Individual	06/19/2009

**DISCLAIMER:** The information presented in the 2011 Biennial Report was taken directly from reports of receipts and expenditures filed by the candidates and political committees; afterward formatted into the applicable graphs and charts.

Contributor Name	Amount	Type of Contributor	Date of Receipt
------------------	--------	---------------------	-----------------

**Contributions Less than \$100**

Getson, David	\$50.00	Individual	12/23/2009
Giamas, George	\$50.00	Individual	01/22/2009
Gibson, Jerard	\$50.00	Individual	09/28/2010
Gildea, David	\$50.00	Individual	07/17/2009
Glasser, Cynthia	\$43.75	Individual	06/22/2010
Godat, Didier	\$50.00	Individual	04/27/2009
Gold, Shelley	\$50.00	Individual	01/12/2009
Gold, Shelley	\$50.00	Individual	12/23/2009
Goldman, John	\$50.00	Individual	03/13/2009
Goldstein, Suzanne	\$50.00	Individual	12/23/2009
Goolsby, Stephen	\$50.00	Individual	01/22/2009
Gorog, Gabriel	\$50.00	Individual	10/14/2009
Graham, Kenneth	\$50.00	Individual	01/22/2009
Gram, Andra	\$50.00	Individual	01/22/2009
Grange, Valerie	\$50.00	Individual	01/22/2009
Granville, Lindsey	\$50.00	Individual	01/25/2010
Gray, Gennett	\$50.00	Individual	01/22/2009
Greason, Tiffany	\$50.00	Individual	02/24/2009
Greater Capital Area Association of REALTORS	\$60.00	Business	04/22/2010
Greater Capital Area Association of Realtors	\$50.00	Business	04/27/2009
Greater Capital Area Association of REALTORS	\$95.00	Business	05/26/2009
Greater Capital Area Association of REALTORS	\$51.50	Business	06/19/2009
Greater Capital Area Association of Realtors	\$46.00	Business	05/26/2010
Greater Capital Area Association of REALTORS	\$82.00	Business	05/26/2010
Greater Capital Area Association of Realtors	\$52.17	Business	10/07/2010
Greater Washingtín Commercial Assn REALTORS	\$60.00	Business	05/26/2009
Greater Washingtín Commercial Assn REALTORS	\$60.00	Business	07/21/2009
Green, Bruce	\$50.00	Individual	01/22/2009
Green, Flora	\$50.00	Individual	05/26/2010
Greenberg, David	\$50.00	Individual	01/22/2009
Greenberg, David	\$50.00	Individual	12/23/2009
Greene, Ramona	\$50.00	Individual	01/22/2009
Griffin, Benjamin	\$50.00	Individual	01/12/2009
Griffin, Mark	\$50.00	Individual	12/23/2009

**DISCLAIMER:** The information presented in the 2011 Biennial Report was taken directly from reports of receipts and expenditures filed by the candidates and political committees; afterward formatted into the applicable graphs and charts.

Contributor Name	Amount	Type of Contributor	Date of Receipt
------------------	--------	---------------------	-----------------

**Contributions Less than \$100**

Griffin, Yvonne	\$50.00	Individual	04/27/2009
Grimm, Edgar	\$50.00	Individual	01/22/2009
Grimm, Peter	\$50.00	Individual	01/25/2010
Grimmer, Angela	\$50.00	Individual	02/24/2009
Grimmer, Angela	\$50.00	Individual	01/25/2010
Grissom, LuChiea	\$50.00	Individual	06/19/2009
Grooms, Charles	\$60.00	Individual	12/23/2009
Gude, Mark	\$50.00	Individual	02/24/2009
Guizzetti, Sharon	\$50.00	Individual	12/23/2009
Guthrie, Donald	\$50.00	Individual	04/27/2009
Habibu, Takele	\$50.00	Individual	01/25/2010
Hackney, Lynn	\$50.00	Individual	07/17/2009
Hamilton, Christopher	\$50.00	Individual	01/22/2009
Hamilton, Christopher	\$50.00	Individual	01/25/2010
Hammond, Derick	\$50.00	Individual	01/22/2009
Hammond, Derrick	\$50.00	Individual	01/25/2010
Hammond, Jennifer	\$50.00	Individual	01/12/2009
Hand, Susan	\$50.00	Individual	01/22/2009
Hand, Susan	\$50.00	Individual	12/23/2009
Hansen, Sheila	\$50.00	Individual	05/26/2010
Hardgrave, Christopher	\$50.00	Individual	03/15/2010
Harper, Oral	\$50.00	Individual	03/13/2009
Harris, Janelle	\$50.00	Individual	01/12/2009
Harris, Leah	\$50.00	Individual	01/12/2009
Harris, Leah	\$50.00	Individual	12/23/2009
Harrison, David	\$50.00	Individual	01/22/2009
Harrison, Gordon	\$50.00	Individual	04/27/2009
Harrison, Jeanne	\$50.00	Individual	01/25/2010
Hart, Diana	\$50.00	Individual	12/23/2009
Haskett, Dianne	\$50.00	Individual	06/22/2010
Haskins, Seth	\$50.00	Individual	07/17/2009
Hatfield, Andrea	\$50.00	Individual	01/25/2010
Haws, Derry	\$50.00	Individual	01/22/2009
Haws, Derry	\$50.00	Individual	01/25/2010

**DISCLAIMER:** The information presented in the 2011 Biennial Report was taken directly from reports of receipts and expenditures filed by the candidates and political committees; afterward formatted into the applicable graphs and charts.

Contributor Name	Amount	Type of Contributor	Date of Receipt
------------------	--------	---------------------	-----------------

**Contributions Less than \$100**

Hazard, Susan	\$50.00	Individual	09/04/2009
Hegner, Amy	\$50.00	Individual	09/28/2010
Hein, Erik	\$50.00	Individual	09/04/2009
Heine, Susan	\$50.00	Individual	01/25/2010
Heller, Zelda	\$50.00	Individual	01/12/2009
Heller, Zelda	\$50.00	Individual	12/23/2009
Hendricks, Carla	\$50.00	Individual	01/12/2009
Hendricks, Carla	\$50.00	Individual	03/13/2009
Henry, Judith	\$50.00	Individual	01/22/2009
Henry, Judith	\$50.00	Individual	05/26/2010
Henryk, Patricia	\$75.00	Individual	01/25/2010
Herrmann, Jane	\$50.00	Individual	04/22/2010
Highsmith, William	\$50.00	Individual	01/22/2009
Hill, Andrew	\$50.00	Individual	01/22/2009
Hill, Andrew	\$50.00	Individual	12/23/2009
Hill, Carlton	\$50.00	Individual	07/17/2009
Hill, Lillie	\$50.00	Individual	04/27/2009
Hill, Susan	\$50.00	Individual	01/22/2009
Hill, Susan	\$50.00	Individual	12/23/2009
Hoard, Joel	\$50.00	Individual	08/25/2010
Holland, Brandon	\$50.00	Individual	01/22/2009
Holland, Lynne	\$50.00	Individual	01/12/2009
Holland, Lynne	\$50.00	Individual	07/17/2009
Holley, Patricia	\$50.00	Individual	03/15/2010
Holmberg, Carole	\$50.00	Individual	08/25/2010
Holt, Jason	\$50.00	Individual	12/23/2009
Honey, Victor	\$25.00	Individual	08/12/2009
Horn, Kimberly	\$50.00	Individual	09/28/2010
Horton, Gwendoyln	\$50.00	Individual	06/19/2009
Houghton , Arthur	\$50.00	Individual	05/26/2010
Hounshell, William	\$50.00	Individual	01/12/2009
Howar, Cynthia	\$50.00	Individual	01/25/2010
Howard, Rodney	\$50.00	Individual	05/26/2010
Howe, Lise Courtne	\$50.00	Individual	02/24/2009

**DISCLAIMER:** The information presented in the 2011 Biennial Report was taken directly from reports of receipts and expenditures filed by the candidates and political committees; afterward formatted into the applicable graphs and charts.

Contributor Name	Amount	Type of Contributor	Date of Receipt
------------------	--------	---------------------	-----------------

**Contributions Less than \$100**

Howell, William	\$50.00	Individual	01/25/2010
Howson, Jill	\$50.00	Individual	04/27/2009
Howson, Jill	\$50.00	Individual	12/23/2009
Hreben, Ty	\$50.00	Individual	05/26/2010
Hubbell, Suzanna	\$50.00	Individual	02/24/2009
Hubbell, Suzanna	\$50.00	Individual	05/26/2010
Hukill, Robert	\$50.00	Individual	04/27/2009
Hundley, Erin	\$50.00	Individual	09/04/2009
Hunnings, Adrian	\$50.00	Individual	01/25/2010
Hunt, Hughie	\$50.00	Individual	01/22/2009
Huret, J'aime	\$50.00	Individual	06/19/2009
Husband, Kafayat	\$50.00	Individual	06/19/2009
Hylton, Gianna	\$50.00	Individual	05/26/2010
Ickert, Steven	\$50.00	Individual	01/25/2010
Iqteit, Karam	\$50.00	Individual	04/22/2010
Isaacson, Adam	\$50.00	Individual	09/28/2010
Itteilag, Nancy	\$50.00	Individual	01/12/2009
Itteilag, Nancy	\$50.00	Individual	01/25/2010
Iweanoge, Charles	\$50.00	Individual	01/12/2009
Jackson, Gregory	\$50.00	Individual	12/23/2009
Jackson, William	\$50.00	Individual	03/15/2010
Jaffee, Marcus	\$25.00	Individual	06/22/2010
Jalali, Ingrid	\$50.00	Individual	01/22/2009
Jefferson, Traci	\$50.00	Individual	01/22/2009
Jefferson, Traci	\$50.00	Individual	05/26/2010
Jennings, Louise	\$50.00	Individual	04/27/2009
Jennings, Louise	\$50.00	Individual	10/14/2009
Jennings, Robert	\$50.00	Individual	01/22/2009
Jennings, Robert	\$50.00	Individual	12/23/2009
Jewell, Edward	\$50.00	Individual	08/12/2009
Johnson, Daniel	\$50.00	Individual	06/22/2010
Johnson, Evan	\$50.00	Individual	01/25/2010
Johnson, Kara	\$50.00	Individual	09/04/2009
Johnson, Natasha	\$50.00	Individual	01/12/2009

**DISCLAIMER:** The information presented in the 2011 Biennial Report was taken directly from reports of receipts and expenditures filed by the candidates and political committees; afterward formatted into the applicable graphs and charts.

Contributor Name	Amount	Type of Contributor	Date of Receipt
------------------	--------	---------------------	-----------------

**Contributions Less than \$100**

Johnson, Trian	\$50.00	Individual	04/27/2009
Jones, Ayisha	\$50.00	Individual	12/23/2009
Jones, Emil	\$43.96	Individual	02/24/2009
Jones, Johnny	\$50.00	Individual	08/25/2010
Jones, Robert	\$50.00	Individual	01/25/2010
Junta, Colleen	\$30.00	Individual	08/02/2009
Kanoy, Benjamin	\$50.00	Individual	06/22/2010
Karolyi, Emily	\$50.00	Individual	01/25/2010
Karon, Kim	\$50.00	Individual	06/19/2009
Kass, Benny	\$50.00	Individual	12/23/2009
Kelly, Thomas	\$50.00	Individual	01/12/2009
Kemp, Phyllis	\$50.00	Individual	06/22/2010
Kenion, Kenneth	\$50.00	Individual	04/27/2009
Key, Pamela	\$50.00	Individual	02/24/2009
Key, Pamela	\$50.00	Individual	12/23/2009
Khalili, Faezeh	\$50.00	Individual	05/26/2010
King, Matthew	\$50.00	Individual	07/17/2009
Kironyo, Kristine	\$50.00	Individual	05/26/2010
Kirstein, Andrea	\$50.00	Individual	01/22/2009
Klein, Joshua	\$50.00	Individual	06/19/2009
Knight, Ernest	\$25.00	Individual	01/25/2010
Knutson, Andrew	\$50.00	Individual	01/12/2009
Knutson, Andrew	\$50.00	Individual	01/25/2010
Koehler, Christopher	\$50.00	Individual	09/04/2009
Koehler, Susan	\$50.00	Individual	01/22/2009
Koehler, Susan	\$50.00	Individual	01/25/2010
Kohn, Andrew	\$50.00	Individual	06/19/2009
Konopka, Arthur	\$50.00	Individual	01/12/2009
Konopka, Arthur	\$50.00	Individual	01/25/2010
Korolev, Alexander	\$50.00	Individual	06/22/2010
Kothari, Roshani	\$50.00	Individual	10/07/2010
Kraftvanermel, Gwendoyln	\$50.00	Individual	01/25/2010
Krasnow, Jane	\$50.00	Individual	08/25/2010
Krauze, Edward	\$25.00	Individual	06/22/2010

**DISCLAIMER:** The information presented in the 2011 Biennial Report was taken directly from reports of receipts and expenditures filed by the candidates and political committees; afterward formatted into the applicable graphs and charts.

Contributor Name	Amount	Type of Contributor	Date of Receipt
------------------	--------	---------------------	-----------------

**Contributions Less than \$100**

Krauze, Edward	\$70.00	Individual	08/20/2010
Kucik, Tamara	\$50.00	Individual	12/23/2009
Lancelotta, Robert	\$50.00	Individual	09/28/2010
LaRue, Lori	\$50.00	Individual	10/14/2009
Lass, Monique	\$50.00	Individual	06/22/2010
Lawrence, Deane	\$50.00	Individual	01/25/2010
Lawrence, Frankie	\$50.00	Individual	02/24/2009
Lawrence, Frankie	\$50.00	Individual	03/15/2010
Lawrence, Nicole	\$50.00	Individual	01/22/2009
Lawrence, Tracy	\$50.00	Individual	05/26/2010
Leary, Robert	\$50.00	Individual	05/26/2010
Lebert, Kirstin	\$50.00	Individual	01/22/2009
Leiner, David	\$50.00	Individual	06/22/2010
Leon, Omar	\$10.00	Individual	07/17/2009
Lester, Maro	\$50.00	Individual	01/22/2009
Lester, Maro	\$50.00	Individual	01/25/2010
Levin, Judith	\$50.00	Individual	01/25/2010
Levy, Barry	\$50.00	Individual	02/24/2009
Levy, Ellen	\$50.00	Individual	02/24/2009
Levy, Ellen	\$50.00	Individual	01/25/2010
Lewis, Tom	\$50.00	Individual	04/27/2009
Lichorat, Edward	\$50.00	Individual	05/26/2010
Linares, Carlos	\$50.00	Individual	06/19/2009
Lobocchiaro, James	\$50.00	Individual	07/17/2009
Lobos-Kirker, Emiliana	\$50.00	Individual	01/22/2009
Lobos-Kirker, Emiliana	\$50.00	Individual	01/25/2010
Lockett, Kyani	\$50.00	Individual	10/07/2010
Lockman, Jacqueline	\$50.00	Individual	12/23/2009
Logan, James	\$50.00	Individual	04/27/2009
Logan, Karen	\$50.00	Individual	01/25/2010
Logan, Martha	\$50.00	Individual	01/22/2009
Logan, Martha	\$50.00	Individual	01/25/2010
Logsdon, Harlan	\$50.00	Individual	02/24/2009
Lopez, Daniel	\$50.00	Individual	01/25/2010

**DISCLAIMER:** The information presented in the 2011 Biennial Report was taken directly from reports of receipts and expenditures filed by the candidates and political committees; afterward formatted into the applicable graphs and charts.

Contributor Name	Amount	Type of Contributor	Date of Receipt
------------------	--------	---------------------	-----------------

**Contributions Less than \$100**

Lottmann, Pamela	\$50.00	Individual	12/23/2009
Lu, Ying	\$50.00	Individual	09/04/2009
Lucid, Rebecca	\$50.00	Individual	01/22/2009
Lugo, Evelyn	\$50.00	Individual	04/27/2009
Lugo, Evelyn	\$50.00	Individual	03/15/2010
Lynham, Lenora	\$50.00	Individual	05/26/2010
Macaulay, David	\$50.00	Individual	06/22/2010
Macgregor-Gauthier, Gauthier	\$50.00	Individual	01/25/2010
Majors, Bruce	\$50.00	Individual	04/27/2009
Majors, Bruce	\$50.00	Individual	05/26/2010
Mak, Julia	\$50.00	Individual	12/23/2009
Makris, Michael	\$50.00	Individual	06/22/2010
Malcolm, Ann	\$50.00	Individual	12/23/2009
Malloy, Patricia	\$50.00	Individual	01/12/2009
Malloy, Patricia	\$50.00	Individual	01/12/2009
Malloy, Patricia	\$50.00	Individual	12/23/2009
Maloney, Dolores	\$50.00	Individual	08/25/2010
Mammano, John	\$50.00	Individual	01/22/2009
Mammao, John	\$50.00	Individual	01/25/2010
Mamone, Yolanda	\$50.00	Individual	05/05/2010
Mancuso, Anthony	\$50.00	Individual	01/25/2010
Mancuso, Margaret	\$50.00	Individual	01/25/2010
Markey, Megan	\$50.00	Individual	06/22/2010
Marshall, Ashley	\$50.00	Individual	01/22/2009
Marshall, Marion	\$50.00	Individual	03/15/2010
Mascio, Joseph	\$50.00	Individual	09/04/2009
Masjkiell-DeMarsh, Asha	\$50.00	Individual	08/25/2010
Mason, Mary	\$50.00	Individual	12/23/2009
Matlock, Samuel	\$50.00	Individual	04/27/2009
Mattison, Dale	\$49.00	Individual	10/14/2009
Matz, Harry	\$50.00	Individual	07/17/2009
McAdams, Andrea	\$50.00	Individual	01/12/2009
McCann, John	\$50.00	Individual	12/23/2009
McDaniel, Sherman	\$50.00	Individual	01/22/2009

**DISCLAIMER:** The information presented in the 2011 Biennial Report was taken directly from reports of receipts and expenditures filed by the candidates and political committees; afterward formatted into the applicable graphs and charts.



Contributor Name	Amount	Type of Contributor	Date of Receipt
------------------	--------	---------------------	-----------------

**Contributions Less than \$100**

McDaniel, Sherman	\$50.00	Individual	12/23/2009
McDuffie, Kevin	\$50.00	Individual	01/22/2009
McDuffie, Kevin	\$50.00	Individual	12/23/2009
McGarath, Kathleen	\$50.00	Individual	04/27/2009
McGuire, Mary	\$50.00	Individual	01/25/2010
McHugh, Matthew	\$50.00	Individual	01/22/2009
McHugh, MMatthew	\$50.00	Individual	01/25/2010
McKenzie, Carol	\$50.00	Individual	01/25/2010
McKenzie, Carrill	\$50.00	Individual	03/13/2009
McLaughlin, Margaret	\$50.00	Individual	05/26/2010
McLean, Karen	\$50.00	Individual	01/22/2009
McMillian, Arlene	\$50.00	Individual	01/22/2009
McMillian, Arlene	\$50.00	Individual	01/25/2010
McNair, Justin	\$50.00	Individual	09/04/2009
McNeal, Taylor	\$50.00	Individual	12/23/2009
Melrod, Kathy	\$50.00	Individual	12/23/2009
Melville, Katherine	\$50.00	Individual	04/27/2009
Menghetti, Victoria	\$50.00	Individual	01/25/2010
Mercer, Eric	\$50.00	Individual	02/24/2009
Mercer, Eric	\$50.00	Individual	01/25/2010
Mertz, Alan	\$50.00	Individual	01/22/2009
Merzeraud, Corinne	\$50.00	Individual	06/22/2010
Miesse, Lawrence	\$50.00	Individual	01/25/2010
Milanese, Dino	\$50.00	Individual	05/26/2010
Miller, Jeff	\$50.00	Individual	09/04/2009
Miller, Margaret	\$50.00	Individual	06/19/2009
Miller, Margaret	\$50.00	Individual	05/26/2010
Miller, Michael	\$50.00	Individual	02/24/2009
Miller, Patricia	\$50.00	Individual	08/25/2010
Mills, Amanda	\$50.00	Individual	12/23/2009
Mills, Christopher	\$49.00	Individual	10/14/2009
Mitchell, Cris	\$50.00	Individual	01/12/2009
Mitchell, Kimberly	\$50.00	Individual	09/04/2009
Mitchell, Robert	\$50.00	Individual	01/12/2009

**DISCLAIMER:** The information presented in the 2011 Biennial Report was taken directly from reports of receipts and expenditures filed by the candidates and political committees; afterward formatted into the applicable graphs and charts.

Contributor Name	Amount	Type of Contributor	Date of Receipt
------------------	--------	---------------------	-----------------

**Contributions Less than \$100**

Mitchell, Robert	\$50.00	Individual	01/25/2010
Mitchener, Alice	\$50.00	Individual	01/25/2010
Moll, Richard	\$50.00	Individual	01/22/2009
Monat, Jessica	\$50.00	Individual	01/22/2009
Monat, Jessica	\$50.00	Individual	01/25/2010
Montgomery, Jonathan	\$50.00	Individual	07/17/2009
Moore, Katie	\$50.00	Individual	01/22/2009
Moore, Michael	\$50.00	Individual	02/24/2009
Moore, Michael	\$50.00	Individual	01/25/2010
Morcone, Susan	\$50.00	Individual	04/27/2009
Morrell, Ellen	\$50.00	Individual	04/27/2009
Morris, Djana	\$50.00	Individual	04/27/2009
Morris, Gemma	\$50.00	Individual	03/13/2009
Morris, Gemma	\$50.00	Individual	12/23/2009
Moss, Marlene	\$50.00	Individual	12/23/2009
Moss, Marlene	\$50.50	Individual	01/25/2010
Motherway, Megan	\$50.00	Individual	01/25/2010
Mottur, Elizabeth	\$50.00	Individual	06/19/2009
Mottur, Elizabeth	\$50.00	Individual	06/22/2010
Moussouri, Ero	\$50.00	Individual	01/25/2010
Mulligan, William	\$50.00	Individual	07/17/2009
Munson, Edwin	\$50.00	Individual	10/14/2009
Murphy, Jay	\$50.00	Individual	12/23/2009
Musiker, Rachel	\$50.00	Individual	08/12/2009
Myers, Dartasha	\$50.00	Individual	03/15/2010
Myerson, Alix	\$50.00	Individual	02/24/2009
Myhill, Donald	\$50.00	Individual	12/23/2009
National Association of REALTORS	\$35.00	Business	08/17/2009
Ncha, Catherine	\$50.00	Individual	02/24/2009
Negra, Naceur	\$50.00	Individual	01/22/2009
Nelson, Gregory	\$50.00	Individual	02/24/2009
Nelson, Gregory	\$50.00	Individual	04/22/2010
Nelson, Pamela	\$50.00	Individual	01/22/2009
Nelson, Pamela	\$50.00	Individual	01/25/2010

**DISCLAIMER:** The information presented in the 2011 Biennial Report was taken directly from reports of receipts and expenditures filed by the candidates and political committees; afterward formatted into the applicable graphs and charts.

Contributor Name	Amount	Type of Contributor	Date of Receipt
------------------	--------	---------------------	-----------------

**Contributions Less than \$100**

Nemeyer, John	\$50.00	Individual	02/24/2009
Nemeyer, John	\$50.00	Individual	01/25/2010
Netanel, Aya	\$50.00	Individual	03/13/2009
Netanel, Aya	\$50.00	Individual	01/25/2010
Nevins, Sherry	\$50.00	Individual	01/12/2009
Newport, Jane	\$50.00	Individual	06/22/2010
Nguyen, Bich	\$50.00	Individual	09/04/2009
Nguyen, Huong	\$50.00	Individual	06/19/2009
Nicholas, Milton	\$25.00	Individual	08/25/2010
Nicholson, Karen	\$50.00	Individual	12/23/2009
Nicol, Frank	\$50.00	Individual	01/22/2009
Norris, Robert	\$50.00	Individual	01/25/2010
Nwosu, Comfort	\$50.00	Individual	04/27/2009
Oberdick, Randy	\$50.00	Individual	04/22/2010
O'Connell, Quinn	\$50.00	Individual	01/22/2009
O'Connell, Quinn	\$50.00	Individual	01/22/2009
O'Connell, Quinn	\$50.00	Individual	01/25/2010
Oday, Ronald	\$50.00	Individual	04/27/2009
O'Farrell, Shannon	\$50.00	Individual	12/23/2009
Oh, Moon	\$50.00	Individual	04/27/2009
Okorafer, Elmira	\$50.00	Individual	01/25/2010
Owens, Alvin	\$50.00	Individual	10/07/2010
Pair, Betty	\$50.00	Individual	01/12/2009
Pancake, Monica	\$50.00	Individual	01/25/2010
Panici, William	\$50.00	Individual	01/25/2010
Parker, John	\$50.00	Individual	03/15/2010
Parker, Willie	\$50.00	Individual	01/12/2009
Paschall, Matthew	\$50.00	Individual	04/27/2009
Patterson, Katherine	\$50.00	Individual	12/23/2009
Patterson, Zachary	\$50.00	Individual	01/25/2010
Paulhamus, Justin	\$50.00	Individual	04/27/2009
Paynter, John	\$50.00	Individual	01/12/2009
Paynter, John	\$50.00	Individual	12/23/2009
Peay, Aaron	\$50.00	Individual	06/19/2009

**DISCLAIMER:** The information presented in the 2011 Biennial Report was taken directly from reports of receipts and expenditures filed by the candidates and political committees; afterward formatted into the applicable graphs and charts.

Contributor Name	Amount	Type of Contributor	Date of Receipt
------------------	--------	---------------------	-----------------

**Contributions Less than \$100**

Pepperman, Michael	\$50.00	Individual	01/25/2010
Percival, Christine	\$50.00	Individual	06/19/2009
Percival, Christine	\$50.00	Individual	01/25/2010
Perna, Frank	\$50.00	Individual	04/27/2009
Perna, Frank	\$50.00	Individual	05/26/2010
Peters, Molly	\$50.00	Individual	04/27/2009
Petrosian, Sintia	\$50.00	Individual	01/22/2009
Pettie, Linda	\$50.00	Individual	01/12/2009
Peva, James	\$50.00	Individual	06/22/2010
Pflasterer, Steve	\$50.00	Individual	01/12/2009
Pflasterer, Steven	\$50.00	Individual	12/23/2009
Pinckney, Terri	\$50.00	Individual	09/04/2009
Pirozzi, Gay	\$50.00	Individual	08/12/2009
Plank, John	\$50.00	Individual	01/22/2009
Pollitt, Stuart	\$50.00	Individual	05/26/2010
Posey, William	\$50.00	Individual	12/23/2009
Post, Rey	\$50.00	Individual	01/22/2009
Poulin, Jane	\$50.00	Individual	02/24/2009
Poulin, Jane	\$50.00	Individual	07/17/2009
Princi, Maria	\$50.00	Individual	01/22/2009
Proctor, Randall	\$50.00	Individual	08/12/2009
Pruitt, Karen	\$50.00	Individual	08/12/2009
Pryor, David	\$50.00	Individual	03/13/2009
Putz, Kelly	\$50.00	Individual	06/19/2009
Quinones, Enrique	\$50.00	Individual	01/22/2009
Quinones, Enrique	\$50.00	Individual	05/26/2010
Raff, Blanche	\$50.00	Individual	12/23/2009
Raia, Peter	\$50.00	Individual	12/23/2009
Railan, Vishaal	\$50.00	Individual	10/07/2010
Rankin, Michael	\$50.00	Individual	02/24/2009
Rankin, Michael	\$50.00	Individual	01/25/2010
Raskin, Lynn	\$50.00	Individual	01/22/2009
Raskin, Lynn	\$99.00	Individual	02/24/2009
Raskin, Lynn	\$50.00	Individual	12/23/2009

**DISCLAIMER:** The information presented in the 2011 Biennial Report was taken directly from reports of receipts and expenditures filed by the candidates and political committees; afterward formatted into the applicable graphs and charts.

Contributor Name	Amount	Type of Contributor	Date of Receipt
------------------	--------	---------------------	-----------------

**Contributions Less than \$100**

Reardon, Patrick	\$50.00	Individual	03/13/2009
Rebmann, Scott	\$50.00	Individual	03/15/2010
Recari, Juan	\$50.00	Individual	03/15/2010
Reda, Tigisty	\$50.00	Individual	01/25/2010
Reddick, William	\$50.00	Individual	06/22/2010
Reichert, Kate	\$50.00	Individual	06/19/2009
Reid, Andrea	\$50.00	Individual	02/24/2009
Reid, Joseph	\$50.00	Individual	03/15/2010
Rice, Eric	\$50.00	Individual	01/12/2009
Ricks, Nancy	\$50.00	Individual	01/22/2009
Rieling, Joseph	\$50.00	Individual	01/25/2010
Ringe, Linda	\$50.00	Individual	01/25/2010
Rios, Michelle	\$50.00	Individual	04/27/2009
Risper, Kelly	\$50.00	Individual	05/26/2010
Robinson, Terri	\$50.00	Individual	01/12/2009
Rochowiak, Rod	\$50.00	Individual	01/22/2009
Rochowiak, Rod	\$50.00	Individual	12/23/2009
Rodriguez, Raul	\$50.00	Individual	04/27/2009
Rogers, Matthew	\$50.00	Individual	08/25/2010
Rosner, Majorie	\$50.00	Individual	01/25/2010
Rosner, Marjorie	\$50.00	Individual	01/22/2009
Ross, Kenneth	\$50.00	Individual	06/22/2010
Rouchell, William	\$50.00	Individual	01/25/2010
Rouse, Christopher	\$50.00	Individual	06/19/2009
RPAC	\$30.00		02/13/2009
Ruffin, Rochelle	\$50.00	Individual	02/24/2009
Runyan, Bradley	\$50.00	Individual	12/23/2009
Russell, Elizabeth	\$50.00	Individual	01/25/2010
Rutter, Rosalia	\$50.00	Individual	03/15/2010
Rychlik, Dominique	\$50.00	Individual	04/27/2009
Sachse, Jeffrey	\$50.00	Individual	01/12/2009
Sachse, Jeffrey	\$50.00	Individual	12/23/2009
Sadoun, Daniel	\$50.00	Individual	01/12/2009
Salazar, Mila	\$50.00	Individual	01/25/2010

**DISCLAIMER:** The information presented in the 2011 Biennial Report was taken directly from reports of receipts and expenditures filed by the candidates and political committees; afterward formatted into the applicable graphs and charts.

Contributor Name	Amount	Type of Contributor	Date of Receipt
------------------	--------	---------------------	-----------------

**Contributions Less than \$100**

Sallay, Terri	\$50.00	Individual	01/25/2010
Saltzman, Mary	\$50.00	Individual	05/26/2010
Samuel, Lawrence	\$50.00	Individual	04/27/2009
Sanders, Robert	\$50.00	Individual	12/23/2009
Sanders, Tonya	\$58.75	Individual	07/17/2009
Sandler, Ellen	\$50.00	Individual	01/12/2009
Sands, James	\$50.00	Individual	04/27/2009
Sankoh, Gaskin	\$50.00	Individual	03/15/2010
Sardegna, Alexandra	\$50.00	Individual	08/12/2009
Sattler, Eric	\$50.00	Individual	01/12/2009
Saulsbury, Victor	\$50.00	Individual	04/27/2009
Saydam, Sheena	\$50.00	Individual	05/26/2010
Schaeffer, Paul	\$50.00	Individual	06/22/2010
Schlosberg, Kevin	\$50.00	Individual	01/25/2010
Schneider, Susan	\$50.00	Individual	01/22/2009
Schneider, Susan	\$50.00	Individual	12/23/2009
Schnur, Melinda	\$50.00	Individual	01/22/2009
Schott, Aniko	\$50.00	Individual	01/12/2009
Schott, Aniko	\$50.00	Individual	12/23/2009
Scorzafava, Matthew	\$50.00	Individual	08/25/2010
Scott, Yale	\$50.00	Individual	05/26/2010
Sealander, Winfield	\$50.00	Individual	03/15/2010
Seaton, Richard	\$50.00	Individual	05/26/2010
Seestedt, Sandra	\$50.00	Individual	01/12/2009
Seiden, Hydutg	\$50.00	Individual	01/22/2009
Seiden, Judith	\$50.00	Individual	01/25/2010
Seirafi, Leila	\$50.00	Individual	09/04/2009
Seligmann, Susan	\$50.00	Individual	07/17/2009
Seva-Gonzalez, Veronica	\$50.00	Individual	01/12/2009
Seva-Gonzalez, Veronica	\$50.00	Individual	01/12/2009
Severt, Andrew	\$50.00	Individual	01/25/2010
Shannon, Margaret	\$50.00	Individual	01/25/2010
Shapiro, Megan	\$50.00	Individual	01/12/2009
Shapiro, Megan	\$50.00	Individual	12/23/2009

**DISCLAIMER:** The information presented in the 2011 Biennial Report was taken directly from reports of receipts and expenditures filed by the candidates and political committees; afterward formatted into the applicable graphs and charts.

Contributor Name	Amount	Type of Contributor	Date of Receipt
------------------	--------	---------------------	-----------------

**Contributions Less than \$100**

Sharghi, Baharea	\$50.00	Individual	07/17/2009
Sheeline, Leonora	\$50.00	Individual	07/17/2009
Sheeline, Lili	\$50.00	Individual	09/04/2009
Shirazi, Kaveh	\$50.00	Individual	01/25/2010
Shirley, Kevin	\$50.00	Individual	04/27/2009
Shirley, Kevin	\$50.00	Individual	01/25/2010
Shuler, Donna	\$50.00	Individual	01/12/2009
Sidak, Melinda	\$50.00	Individual	05/26/2010
Simpson, James	\$50.00	Individual	01/22/2009
Simpson, James	\$50.00	Individual	12/23/2009
Simpson, Margaret	\$50.00	Individual	01/25/2010
Simpson, Richard	\$50.00	Individual	01/12/2009
Simpson, Richard	\$50.00	Individual	01/12/2009
Simpson, Richard	\$50.00	Individual	12/23/2009
Sitrin, Ronald	\$50.00	Individual	01/22/2009
Sitrin, Ronald	\$50.00	Individual	12/23/2009
Sluzenski, Janet	\$50.00	Individual	01/22/2009
Small, Brenda	\$50.00	Individual	01/22/2009
Small, Brenda	\$50.00	Individual	01/25/2010
Smira, Jennifer	\$50.00	Individual	07/17/2009
Smith, Davila	\$50.00	Individual	09/04/2009
Smith, Davilla	\$50.00	Individual	12/23/2009
Smith, John	\$50.00	Individual	02/24/2009
Smith, Margaret	\$51.00	Individual	01/22/2009
Smolley, Kathleen	\$50.00	Individual	04/27/2009
Snedaker, Jeffrey	\$50.00	Individual	05/26/2010
Snodgrass, Frank	\$50.00	Individual	02/24/2009
Somers, Rebecca	\$50.00	Individual	04/27/2009
Somers, Rebecca	\$50.00	Individual	01/25/2010
Sonner, Theodore	\$50.00	Individual	06/19/2009
Sonner, Theodore	\$50.00	Individual	12/23/2009
Spicer, John	\$50.00	Individual	04/27/2009
Spoden, Lisa	\$50.00	Individual	09/28/2010
Stanchak, Orysia	\$50.00	Individual	01/22/2009

**DISCLAIMER:** The information presented in the 2011 Biennial Report was taken directly from reports of receipts and expenditures filed by the candidates and political committees; afterward formatted into the applicable graphs and charts.

Contributor Name	Amount	Type of Contributor	Date of Receipt
------------------	--------	---------------------	-----------------

**Contributions Less than \$100**

Stansbury, Mimi	\$50.00	Individual	06/22/2010
Stavropoulos, Nora	\$50.00	Individual	12/23/2009
Steadwell, Louis	\$50.00	Individual	01/22/2009
Steadwell, Louis	\$50.00	Individual	01/25/2010
Stellato, Laura	\$50.00	Individual	06/22/2010
Steuart, Laura	\$50.00	Individual	04/27/2009
Stevens, Erin	\$50.00	Individual	09/04/2009
Stewart, Andrea	\$50.00	Individual	01/25/2010
Story, Mitchell	\$50.00	Individual	04/27/2009
Stuart, Jordan	\$50.00	Individual	06/19/2009
Stuart, William	\$50.00	Individual	06/22/2010
Sturley, Emmanuel	\$50.00	Individual	04/22/2010
Suisman, Ingrid	\$50.00	Individual	05/26/2010
Sullivan, Michael	\$50.00	Individual	01/12/2009
Sullivan, Michael	\$50.00	Individual	02/24/2009
Sullivan, Michael	\$50.00	Individual	05/26/2010
Sullivan, Ruth	\$50.00	Individual	04/27/2009
Sumichrast, Eva	\$50.00	Individual	01/22/2009
Sutcliffe, Glen	\$50.00	Individual	01/12/2009
Sutcliffe, Glen	\$50.00	Individual	12/23/2009
Sutfin, Carol	\$50.00	Individual	01/22/2009
Sutton, Jesse	\$50.00	Individual	01/25/2010
Swartz, Emily	\$50.00	Individual	01/22/2009
Swartz, Emily	\$50.00	Individual	12/23/2009
Swartz, Sean	\$50.00	Individual	03/15/2010
Sweeney, Joseph	\$50.00	Individual	03/15/2010
Szabo, Adrienne	\$50.00	Individual	05/26/2010
Szala, Karen	\$50.00	Individual	01/25/2010
Szczepanska, Anna	\$50.00	Individual	03/13/2009
Szczepanska, Anna	\$50.00	Individual	01/25/2010
Tack, Robert	\$50.00	Individual	04/27/2009
Tahmaseb, Mina	\$50.00	Individual	05/26/2010
Talpa, Jacqueline	\$50.00	Individual	01/25/2010
Tate, Nathaniel	\$50.00	Individual	04/27/2009

**DISCLAIMER:** The information presented in the 2011 Biennial Report was taken directly from reports of receipts and expenditures filed by the candidates and political committees; afterward formatted into the applicable graphs and charts.



Contributor Name	Amount	Type of Contributor	Date of Receipt
------------------	--------	---------------------	-----------------

**Contributions Less than \$100**

Taylor Bubes, Nancy	\$50.00	Individual	02/24/2009
Taylor, Yolanda	\$50.00	Individual	04/27/2009
Teague, Gordon	\$50.00	Individual	12/23/2009
Terzis, Melissa	\$50.00	Individual	03/15/2010
Theisen, Harry	\$50.00	Individual	01/25/2010
Thomas, Lori	\$50.00	Individual	01/25/2010
Thomas, Maceo	\$50.00	Individual	12/23/2009
Thompson, Barbara	\$50.00	Individual	02/24/2009
Thompson, Barbara	\$50.00	Individual	01/25/2010
Thompson, Roby	\$50.00	Individual	01/25/2010
Tilahun, Dereje	\$50.00	Individual	03/13/2009
Tindale, Gregory	\$50.00	Individual	01/25/2010
Toussaint, Chris	\$50.00	Individual	01/25/2010
Towler, Tony	\$50.00	Individual	10/07/2010
Towsend, Jason	\$50.00	Individual	01/25/2010
Treat, Lucinda	\$50.00	Individual	01/12/2009
Tucker, Mary	\$50.00	Individual	01/12/2009
Tull, Kimathi	\$50.00	Individual	02/24/2009
Tull, Kimathi	\$50.00	Individual	05/26/2010
Turano, Dominic	\$50.00	Individual	01/25/2010
Turner, Seth	\$50.00	Individual	04/27/2009
Tynes, Donald	\$50.00	Individual	01/22/2009
Upham, Christopher	\$50.00	Individual	01/25/2010
Urgo, Kelly	\$50.00	Individual	01/12/2009
Urgo, Kelly	\$50.00	Individual	04/27/2009
Van Rensbur, Stephanus	\$50.50	Individual	04/27/2009
Vargas-Llosa, Susana	\$50.00	Individual	04/22/2010
Vilardo, Matthew	\$50.00	Individual	01/25/2010
Virbickas, Kelly	\$50.00	Individual	01/22/2009
Virbickas, Kelly	\$50.00	Individual	12/23/2009
Voellm, Karen	\$50.00	Individual	01/25/2010
Von Schlegel, Jackie	\$50.00	Individual	04/27/2009
Von Schlegel, Jackie	\$50.00	Individual	01/25/2010
Voris, George	\$30.00	Individual	07/13/2010

**DISCLAIMER:** The information presented in the 2011 Biennial Report was taken directly from reports of receipts and expenditures filed by the candidates and political committees; afterward formatted into the applicable graphs and charts.

Contributor Name	Amount	Type of Contributor	Date of Receipt
------------------	--------	---------------------	-----------------

**Contributions Less than \$100**

Voyles, Ty	\$50.00	Individual	04/27/2009
Voyles, Ty	\$50.00	Individual	01/25/2010
Wade, Theodore	\$92.00	Individual	01/22/2009
Wakefield, Ian	\$50.00	Individual	04/27/2009
Wakefield, Ian	\$50.00	Individual	05/26/2010
Walker, Kelsey	\$50.00	Individual	10/14/2009
Walker, Virginia	\$50.00	Individual	01/25/2010
Walker, Virginia`	\$50.00	Individual	01/22/2009
Wallace, Mindy	\$50.00	Individual	01/25/2010
Walsh, Ned	\$50.00	Individual	01/22/2009
Walsh, Ned	\$50.00	Individual	01/25/2010
Wank, Gloria	\$50.00	Individual	01/22/2009
Wank, Gloria	\$50.00	Individual	01/25/2010
Washington, Nykia	\$50.00	Individual	06/22/2010
Washington, Steven	\$50.00	Individual	04/27/2009
Webb, Patty	\$50.00	Individual	12/23/2009
Webster, Elizabeth	\$50.00	Individual	01/22/2009
Webster, Elizabeth	\$50.00	Individual	01/25/2010
Wehrie, Joyce	\$50.00	Individual	04/27/2009
Weiss, Christie	\$50.00	Individual	04/22/2010
Wells, Janet	\$50.00	Individual	03/13/2009
Wells, Janet	\$50.00	Individual	01/25/2010
Wertz, Abigail	\$50.00	Individual	03/15/2010
Whatley, Annie	\$79.00	Individual	01/25/2010
Wheat, Tim	\$50.00	Individual	04/27/2009
Wheeland, Marlana	\$50.00	Individual	06/22/2010
White, Lesley	\$50.00	Individual	04/27/2009
White, Mary	\$50.00	Individual	04/27/2009
White, Mary	\$50.00	Individual	05/26/2010
White, Sharon	\$50.00	Individual	01/25/2010
Widder, Rachel	\$50.00	Individual	01/12/2009
Widder, Rachel	\$50.00	Individual	12/23/2009
Widmayer, Salley	\$50.00	Individual	04/27/2009
Williams, Andrea	\$50.00	Individual	01/12/2009

**DISCLAIMER:** The information presented in the 2011 Biennial Report was taken directly from reports of receipts and expenditures filed by the candidates and political committees; afterward formatted into the applicable graphs and charts.

Contributor Name	Amount	Type of Contributor	Date of Receipt
------------------	--------	---------------------	-----------------

**Contributions Less than \$100**

Williams, Andrea	\$50.00	Individual	12/23/2009
Williams, Dan	\$50.00	Individual	02/24/2009
Williams, Dan	\$50.00	Individual	01/25/2010
Williams, Gregory	\$50.00	Individual	06/22/2010
Williams, Jearline	\$99.00	Individual	07/17/2009
Williams, Jearline	\$50.00	Individual	01/25/2010
Williams, Joseph	\$50.00	Individual	03/15/2010
Williams, Martha	\$50.00	Individual	01/12/2009
Williams, Martha	\$50.00	Individual	01/25/2010
Williams, Melanie	\$50.00	Individual	06/19/2009
Williams, Millicent	\$50.00	Individual	01/25/2010
Williams, Robert	\$50.00	Individual	06/19/2009
Williams, Thomas	\$50.00	Individual	04/27/2009
Williams, Thomas	\$50.00	Individual	01/25/2010
Wilson, Angela	\$50.00	Individual	04/27/2009
Wilson, Angela	\$50.00	Individual	05/26/2010
Wilson, Samuel	\$50.00	Individual	07/17/2009
Wilson, Zenobia	\$50.00	Individual	04/27/2009
Wipranik, Michael	\$50.00	Individual	10/14/2009
Witherspoon, LaVita	\$50.00	Individual	06/22/2010
Wood, Edward	\$50.00	Individual	12/23/2009
Word, John	\$50.00	Individual	01/25/2010
Worthington, Holly	\$50.00	Individual	01/12/2009
Wye, Pamela	\$50.00	Individual	04/27/2009
Wynn, Earl	\$25.00	Individual	01/25/2010
Yan, Patricia	\$50.00	Individual	02/24/2009
Yanagihara, Ann	\$50.00	Individual	01/12/2009
Yanagihara, Ann	\$50.00	Individual	12/23/2009
Yang, Grace	\$50.00	Individual	01/22/2009
Yarnell, Michael	\$50.00	Individual	01/25/2010
Yearsley, Joshua	\$50.00	Individual	08/25/2010
Yick, Sally	\$50.00	Individual	01/25/2010
Yirga, Reta	\$50.00	Individual	05/26/2010
Young, Kathleen	\$50.00	Individual	01/22/2009

**DISCLAIMER:** The information presented in the 2011 Biennial Report was taken directly from reports of receipts and expenditures filed by the candidates and political committees; afterward formatted into the applicable graphs and charts.

Contributor Name	Amount	Type of Contributor	Date of Receipt
------------------	--------	---------------------	-----------------

**Contributions Less than \$100**

Young, Kathleen	\$50.00	Individual	01/25/2010
Young, Phyllis	\$50.00	Individual	04/27/2009
Young, Phyllis	\$50.00	Individual	12/23/2009
Young, Tene	\$50.00	Individual	06/22/2010
Zahedi, Nasser	\$20.00	Individual	08/02/2009
Zimmerman, Darr3ll	\$50.00	Individual	12/23/2009
Zitello, Mary	\$50.00	Individual	01/25/2010
Zook, Andrea	\$50.00	Individual	03/15/2010
Zorc, Joseph	\$50.00	Individual	01/25/2010

<b>Subtotal</b>	<b>\$46,379.13</b>		
-----------------	--------------------	--	--

<b>Percentage of Total Contributions</b>	<b>46.63%</b>		
--	---------------	--	--

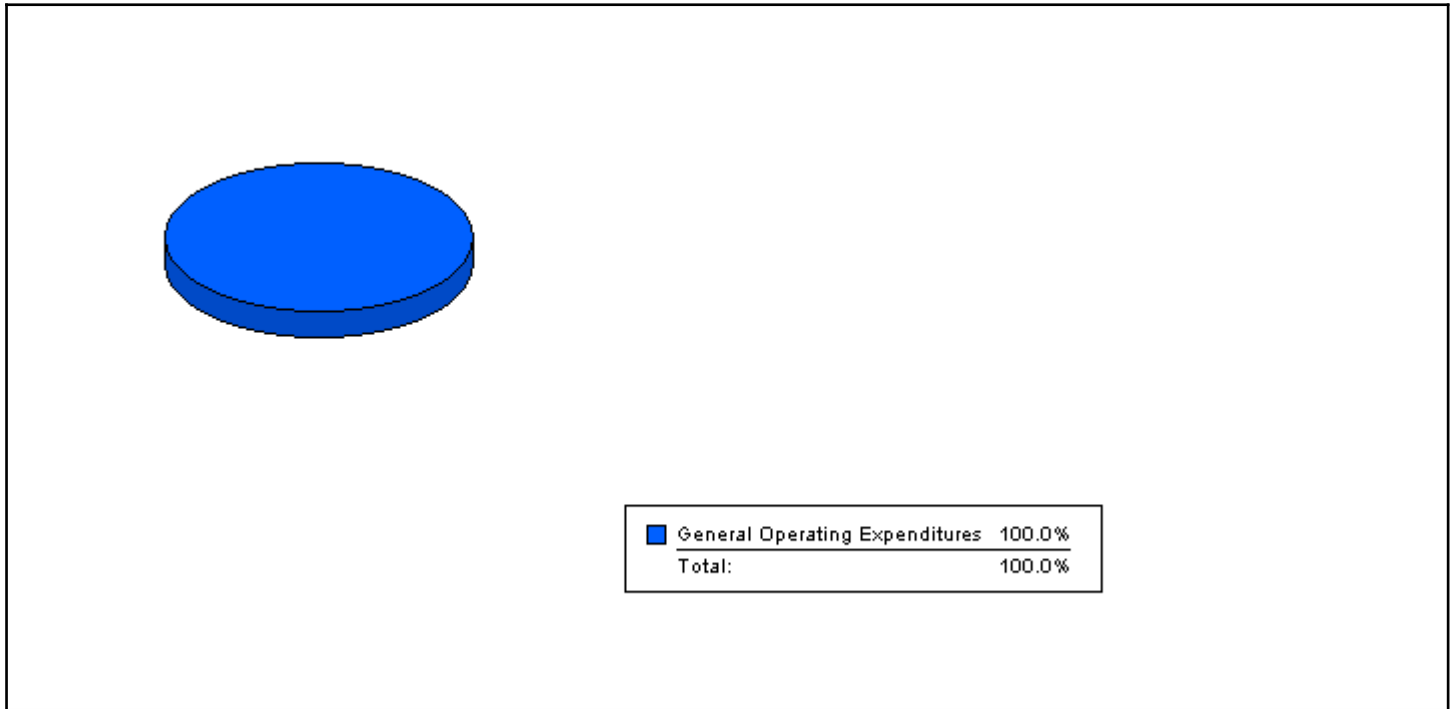
<b>Total</b>	<b>\$99,471.59</b>		
--------------	--------------------	--	--

**DISCLAIMER:** The information presented in the 2011 Biennial Report was taken directly from reports of receipts and expenditures filed by the candidates and political committees; afterward formatted into the applicable graphs and charts.

# DC OFFICE OF CAMPAIGN FINANCE

## 2011 Biennial Report - Political Action Committees

### Summary of Expenditures by Purpose for Working Families For a Better District of Columbia



Note: This Graph depicts the summary of the expenditures by purpose reported by Working Families For a Better District of Columbia. The expenditures are presented in percentage terms by General Operating Expenditures, Transfers to Other Authorized Political Committees, Loan Repayments, Refunds of Contributions, Other Expenditures, and Offsets to Receipts

- General Operating Expenditures may include each expenditure made for Accounting Services, Advertising, Bank Fees, Campaign Events/Fund Raising, Campaign Materials and Supplies, Candidate Loan Re-payment, Catering/Refreshments, Computer Supplies/Equipment, Consulting Services, Equipment Purchases/Rental, In-Kind, Office Maintenance, Office Rental, Office Supplies/Furniture, Other Loan Repayment, Petty Cash, Polling/Mailing Lists, Postage/Shipping/Courier Rates, Printing/Copying, Salary/Stipend, Telephone/Communication, Trash/Poster Removal, Travel/Vehicle Expense, Utility Expense, and other Expenses.
- Transfers to other Authorized Political Committees.
- Loan Repayments.
- Refunds of Contributions may include each contribution Refund to Individuals, Organizations, Political Party Committees, and other Political Committees (PACs).
- Other Expenditures may include all expenditures other than the afore-mentioned, which may include Independent Expenditures made by persons expressly advocating the election or defeat of a clearly identified candidate, which are made without cooperation or consultation with any candidate and/or authorized committee and/or agent of the candidate; Donations to Charities, Churches, Political Committees, Scholarship and Statehood Funds; Payments to the Internal Revenue Service and for Fines; and Tickets to Events.
- Offsets to Receipts may include Refunds, Rebates, Returned Checks, Non-Sufficient Fund Fees, and other Offsets to Operating Expenditures.

**DISCLAIMER:** The information presented in the 2011 Biennial Report was taken directly from reports of receipts and expenditures filed by the candidates and political committees; afterward formatted into the applicable graphs and charts.

**Summary of Expenditures by Purpose for  
Working Families For a Better District of Columbia**

<b>Purpose</b>	<b>Total Expenditure</b>
General Operating Expenditures	<b>\$2,160.00</b>
<b>Grand Total</b>	<b>\$2,160.00</b>

**DISCLAIMER:** The information presented in the 2011 Biennial Report was taken directly from reports of receipts and expenditures filed by the candidates and political committees; afterward formatted into the applicable graphs and charts.

## General Operating Expenditures

Purpose	Total Expenditures
Consultant/Salary/Stipend	\$2,160.00
<b>Total</b>	<b>\$2,160.00</b>

**DISCLAIMER:** The information presented in the 2011 Biennial Report was taken directly from reports of receipts and expenditures filed by the candidates and political committees; afterward formatted into the applicable graphs and charts.

**Detailed Summary of Expenditures by Purpose for  
Working Families For a Better District of Columbia  
General Operating Expenditures**

<b>Purpose</b>	<b>Payee</b>	<b>Amount Spent</b>
Consultant/Salary/Stipend	Anton, Asuleque	<b>\$60.00</b>
	Bailey, Akeem	<b>\$60.00</b>
	Bailey, Jarrel	<b>\$60.00</b>
	Bailey, Larry	<b>\$60.00</b>
	Brown, Barbara	<b>\$60.00</b>
	Carey, Barry	<b>\$60.00</b>
	Carroll, Christopher	<b>\$60.00</b>
	Courtney, Deborah	<b>\$60.00</b>
	Files, Deborah	<b>\$60.00</b>
	Files, Herbert	<b>\$60.00</b>
	Graham, Latonya	<b>\$60.00</b>
	Green, Harry	<b>\$60.00</b>
	Green, Kristopher	<b>\$60.00</b>
	Green, Thomasine	<b>\$60.00</b>
	Greer, Charles	<b>\$60.00</b>
	Haley, John	<b>\$60.00</b>
	Hawkins, Tre Sur	<b>\$60.00</b>
	Hill, Kourtney	<b>\$60.00</b>
	Hobbs, Edmund	<b>\$60.00</b>
	Hobbs, Theresa	<b>\$60.00</b>
	Hurt, Patricia	<b>\$60.00</b>
	Johnson, Mark	<b>\$60.00</b>
	King, Jill Traci	<b>\$60.00</b>
Marrow, Demarcus	<b>\$60.00</b>	
Moore, Jade	<b>\$60.00</b>	
Norman, Gary	<b>\$60.00</b>	
Ray, Damion	<b>\$60.00</b>	

**DISCLAIMER:** The information presented in the 2011 Biennial Report was taken directly from reports of receipts and expenditures filed by the candidates and political committees; afterward formatted into the applicable graphs and charts.



Consultant/Salary/Stipend	Settles, Huguster	<b>\$60.00</b>
	Shade, Tranna	<b>\$60.00</b>
	Springs, Andrea	<b>\$120.00</b>
	Stevens, Andre	<b>\$60.00</b>
	Taylor, Terrance	<b>\$60.00</b>
	Taylor, Troyce	<b>\$60.00</b>
	Weekly, Dontae	<b>\$60.00</b>
	Weekly, Lanora	<b>\$60.00</b>
	<b>Total</b>	<b>\$2,160.00</b>
<b>Grand Total</b>		<b>\$2,160.00</b>

**DISCLAIMER:** The information presented in the 2011 Biennial Report was taken directly from reports of receipts and expenditures filed by the candidates and political committees; afterward formatted into the applicable graphs and charts.

**GENERAL OPERATING EXPENDITURES**

Working Families For a Better District of Columbia

Detailed Expenditures by Purpose

Payee Name	Amount of Expenditure	Date of Expenditure
<b>Consultant/Salary/Stipend</b>		
Anton, Asuleque	\$60.00	07/31/2010
Bailey, Akeem	\$60.00	07/31/2010
Bailey, Jarrel	\$60.00	07/31/2010
Bailey, Larry	\$60.00	07/31/2010
Brown, Barbara	\$60.00	07/31/2010
Carey, Barry	\$60.00	07/31/2010
Carroll, Christopher	\$60.00	07/31/2010
Courtney, Deborah	\$60.00	07/31/2010
Files, Deborah	\$60.00	07/31/2010
Files, Herbert	\$60.00	07/31/2010
Graham, Latonya	\$60.00	07/31/2010
Green, Harry	\$60.00	07/31/2010
Green, Kristopher	\$60.00	07/31/2010
Green, Thomasine	\$60.00	07/31/2010
Greer, Charles	\$60.00	07/31/2010
Haley, John	\$60.00	07/31/2010
Hawkins, Tre Sur	\$60.00	07/31/2010
Hill, Kourtney	\$60.00	07/31/2010
Hobbs, Edmund	\$60.00	07/31/2010
Hobbs, Theresa	\$60.00	07/31/2010
Hurt, Patricia	\$60.00	07/31/2010
Johnson, Mark	\$60.00	07/31/2010
King, Jill Traci	\$60.00	07/31/2010
Marrow, Demarcus	\$60.00	07/31/2010
Moore, Jade	\$60.00	07/31/2010
Norman, Gary	\$60.00	07/31/2010
Ray, Damion	\$60.00	07/31/2010
Settles, Huguster	\$60.00	07/31/2010
Shade, Tranna	\$60.00	07/31/2010
Springs, Andrea	\$60.00	07/31/2010
Springs, Andrea	\$60.00	07/31/2010
Stevens, Andre	\$60.00	07/31/2010
Taylor, Terrance	\$60.00	07/31/2010
Taylor, Troyce	\$60.00	07/31/2010

**DISCLAIMER:** The information presented in the 2011 Biennial Report was taken directly from reports of receipts and expenditures filed by the candidates and political committees; afterward formatted into the applicable graphs and charts.

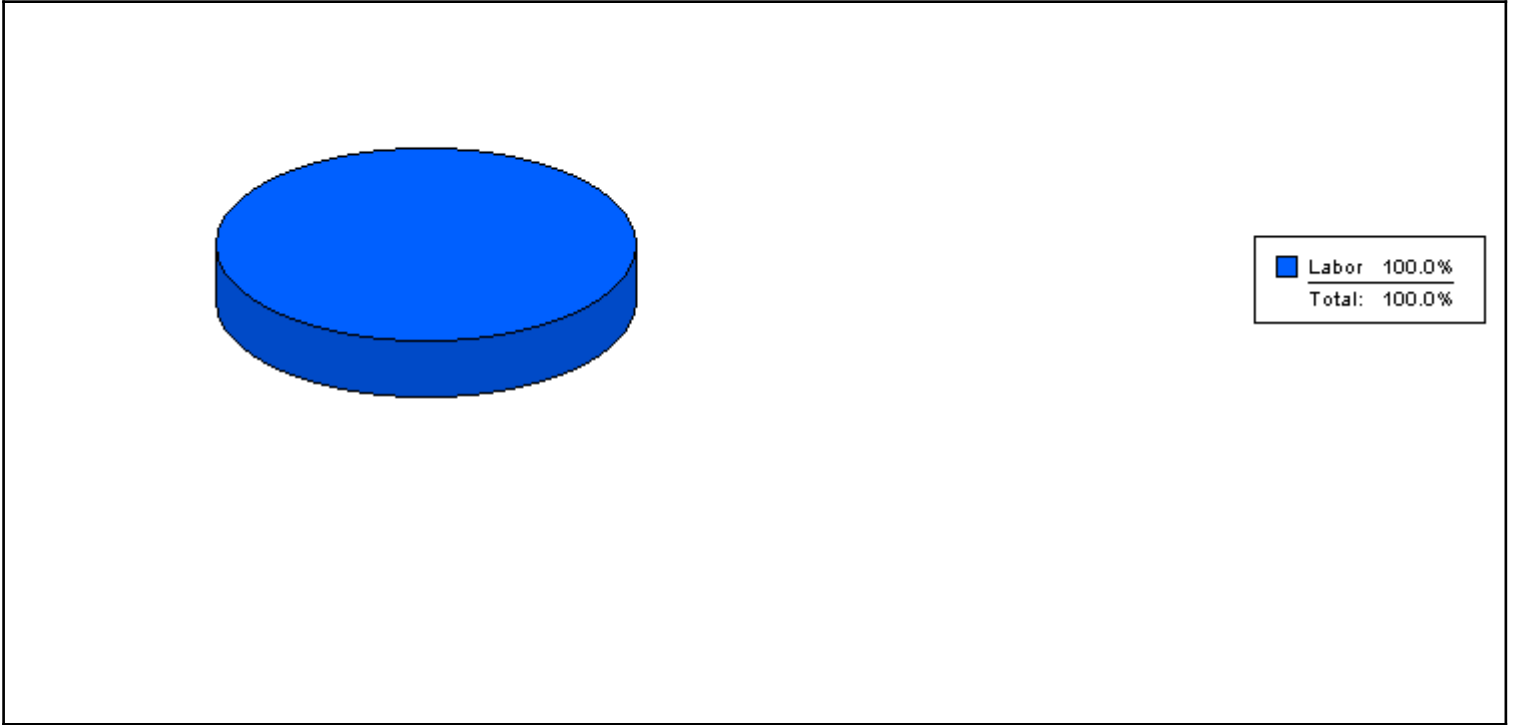
**GENERAL OPERATING EXPENDITURES**

Working Families For a Better District of Columbia		Detailed Expenditures by Purpose
Payee Name	Amount of Expenditure	Date of Expenditure
Weekly, Dontae	\$60.00	07/31/2010
Weekly, Lanora	\$60.00	07/31/2010
	<b>Subtotal</b>	<b>\$2,160.00</b>
	<b>Percentage of Total Expenditures</b>	<b>100.00%</b>
	<b>Total</b>	<b>\$2,160.00</b>

**DISCLAIMER:** The information presented in the 2011 Biennial Report was taken directly from reports of receipts and expenditures filed by the candidates and political committees; afterward formatted into the applicable graphs and charts.

**DC OFFICE OF CAMPAIGN FINANCE**  
**2011 Biennial Report - Political Action Committees**

**Summary of Contributions by Donor Type for  
Working Families For a Better District of Columbia**



Note: This Graph depicts the summary of the contributions by donor categories reported by the Working Families For a Better District of Columbia Principal Campaign Committee

The contributions are presented in percentage terms by donor categories, and may include each contribution received from Businesses, Corporations, Corporate Sponsored Political Action Committees, Individuals, Labor Sponsored Political Action Committees, Political Party Committees, Partnerships, and the Candidate. The summary may also note Other Receipts reported, such as Dividends, Interest, Refunds, and Rebates.

**DISCLAIMER:** The information presented in the 2011 Biennial Report was taken directly from reports of receipts and expenditures filed by the candidates and political committees; afterward formatted into the applicable graphs and charts.

**Summary of Contributions by Donor Type for  
Working Families For a Better District of Columbia**

<b>Donor Type</b>	<b>Received</b>
Labor	<b>\$75,100.00</b>
<b>Grand Total</b>	<b>\$75,100.00</b>

**DISCLAIMER:** The information presented in the 2011 Biennial Report was taken directly from reports of receipts and expenditures filed by the candidates and political committees; afterward formatted into the applicable graphs and charts.

**Detailed Summary of Contributions by Donor Type for  
Working Families For a Better District of Columbia**

<b>Donor Type</b>	<b>Name</b>	<b>Received</b>
Labor	AFSCME District Council 20	<b>\$75,100.00</b>
	<b>Total</b>	<b>\$75,100.00</b>
	<b>Grand Total</b>	<b>\$75,100.00</b>


**DISCLAIMER:** The information presented in the 2011 Biennial Report was taken directly from reports of receipts and expenditures filed by the candidates and political committees; afterward formatted into the applicable graphs and charts.

Contributor Name	Amount	Date of Receipt
<b>Labor</b>		
AFSCME District Council 20	\$100.00	07/01/2010
AFSCME District Council 20	\$75,000.00	07/12/2010
	<b>Subtotal</b>	<b>\$75,100.00</b>
	<b>Percentage of Total Contributions</b>	<b>100.00%</b>
	<b>Total</b>	<b>\$75,100.00</b>

**DISCLAIMER:** The information presented in the 2011 Biennial Report was taken directly from reports of receipts and expenditures filed by the candidates and political committees; afterward formatted into the applicable graphs and charts.

**DC OFFICE OF CAMPAIGN FINANCE**  
**2011 Biennial Report - Political Action Committees**

**Summary of Contributions by Amount for  
Working Families For a Better District of Columbia**



Contributions Greater than \$2000	99.9%
Contributions Greater than or equal to \$100 but less than \$250	0.1%
Total:	100.0%

Note: This Graph depicts the summary of the contributions dollar amount reported by the Working Families For a Better District of Columbia Principal Campaign Committee

The contributions are presented in percentage terms in dollar amount, by the size of the contribution, including contribution greater than \$2000; contributions greater than or equal to \$1000 but less than or equal to \$2000; contributions greater than or equal to \$500 but less than or equal to \$1000; contributions greater than or equal to \$250 but less than or equal to \$500; contributions greater than or equal to \$100 but less than or equal to \$250; and contributions less than \$100.

**DISCLAIMER:** The information presented in the 2011 Biennial Report was taken directly from reports of receipts and expenditures filed by the candidates and political committees; afterward formatted into the applicable graphs and charts.



## **Summary of Contributions by Amount for Working Families For a Better District of Columbia**

<b>Denomination Type</b>	<b>Amount Received</b>
Contributions Greater than \$2000	<b>\$75,000.00</b>
Contributions greater than or equal to \$100 but less than \$250	<b>\$100.00</b>
<b>Grand Total</b>	<b>\$75,100.00</b>

**DISCLAIMER:** The information presented in the 2011 Biennial Report was taken directly from reports of receipts and expenditures filed by the candidates and political committees; afterward formatted into the applicable graphs and charts.

**Detailed Summary of Contributions by Amount for  
Working Families For a Better District of Columbia**

<b>Denomination Type</b>	<b>Name</b>	<b>Received</b>
Contributions Greater than \$2000	AFSCME District Council 20	<b>\$75,000.00</b>
	Total	<b>\$75,000.00</b>
Contributions greater than or equal to \$100 but less than \$250	AFSCME District Council 20	<b>\$100.00</b>
	Total	<b>\$100.00</b>
<b>Grand Total</b>		<b>\$75,100.00</b>

**DISCLAIMER:** The information presented in the 2011 Biennial Report was taken directly from reports of receipts and expenditures filed by the candidates and political committees; afterward formatted into the applicable graphs and charts.

Contributor Name	Amount	Type of Contributor	Date of Receipt
<b>Contributions Greater than \$2000</b>			
AFSCME District Council 20	\$75,000.00	Labor	07/12/2010
<b>Subtotal</b>	<b>\$75,000.00</b>		
<b>Percentage of Total Contributions</b>	<b>99.87%</b>		

Contributor Name	Amount	Type of Contributor	Date of Receipt
<b>Contributions Greater than or equal to \$100 but less than \$250</b>			
AFSCME District Council 20	\$100.00	Labor	07/01/2010
<b>Subtotal</b>	<b>\$100.00</b>		
<b>Percentage of Total Contributions</b>	<b>0.13%</b>		
<b>Total</b>	<b>\$75,100.00</b>		

**DISCLAIMER:** The information presented in the 2011 Biennial Report was taken directly from reports of receipts and expenditures filed by the candidates and political committees; afterward formatted into the applicable graphs and charts.


**DC OFFICE OF CAMPAIGN FINANCE**  
**2011 Biennial Report - Political Action Committees**

**Yes on Amendment Four Committee**  
**No Expenditures Available**

**DISCLAIMER:** The information presented in the 2011 Biennial Report was taken directly from reports of receipts and expenditures filed by the candidates and political committees; afterward formatted into the applicable graphs and charts.

**DC OFFICE OF CAMPAIGN FINANCE**  
**2011 Biennial Report - Political Action Committees**

**Summary of Contributions by Donor Type for  
Yes on Amendment Four Committee**



Note: This Graph depicts the summary of the contributions by donor categories reported by the Yes on Amendment Four Committee Principal Campaign Committee

The contributions are presented in percentage terms by donor categories, and may include each contribution received from Businesses, Corporations, Corporate Sponsored Political Action Committees, Individuals, Labor Sponsored Political Action Committees, Political Party Committees, Partnerships, and the Candidate. The summary may also note Other Receipts reported, such as Dividends, Interest, Refunds, and Rebates.

**DISCLAIMER:** The information presented in the 2011 Biennial Report was taken directly from reports of receipts and expenditures filed by the candidates and political committees; afterward formatted into the applicable graphs and charts.

**Summary of Contributions by Donor Type for  
Yes on Amendment Four Committee**

<b>Donor Type</b>	<b>Received</b>
Corporation	<b>\$1,500.00</b>
Individual	<b>\$600.00</b>
<b>Grand Total</b>	<b>\$2,100.00</b>

**DISCLAIMER:** The information presented in the 2011 Biennial Report was taken directly from reports of receipts and expenditures filed by the candidates and political committees; afterward formatted into the applicable graphs and charts.

**Detailed Summary of Contributions by Donor Type for  
Yes on Amendment Four Committee**

<b>Donor Type</b>	<b>Name</b>	<b>Received</b>
Corporation	Law Offices of Paul Strauss & Assoc. P.C.	<b>\$1,000.00</b>
	Sofitel Hotel of Washington DC	<b>\$500.00</b>
	<b>Total</b>	<b>\$1,500.00</b>
Individual	Candon, Mary	<b>\$100.00</b>
	Olender, Jack	<b>\$500.00</b>
	<b>Total</b>	<b>\$600.00</b>
<b>Grand Total</b>		<b>\$2,100.00</b>

**DISCLAIMER:** The information presented in the 2011 Biennial Report was taken directly from reports of receipts and expenditures filed by the candidates and political committees; afterward formatted into the applicable graphs and charts.

Yes on Amendment Four Committee		Detailed Contributions by Donor Type
---------------------------------	--	--------------------------------------

Contributor Name	Amount	Date of Receipt
------------------	--------	-----------------

**Corporation**

Law Offices of Paul Strauss & Assoc. P.C.	\$1,000.00	10/22/2010
Sofitel Hotel of Washington DC	\$500.00	10/25/2010

**Subtotal** **\$1,500.00**

**Percentage of Total Contributions** **71.43%**

Yes on Amendment Four Committee		Detailed Contributions by Donor Type
---------------------------------	--	--------------------------------------

Contributor Name	Amount	Date of Receipt
------------------	--------	-----------------

**Individual**

Candon, Mary	\$100.00	10/25/2010
Olender, Jack	\$500.00	10/22/2010

**Subtotal** **\$600.00**

**Percentage of Total Contributions** **28.57%**

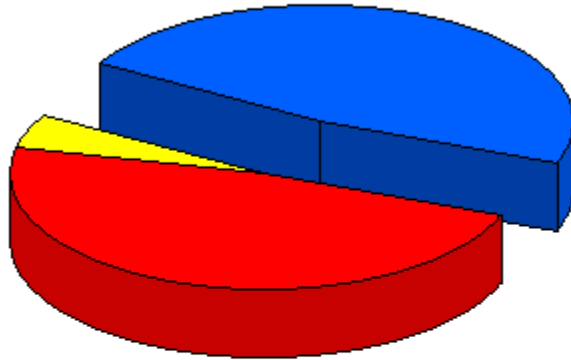
**Total** **\$2,100.00**

**DISCLAIMER:** The information presented in the 2011 Biennial Report was taken directly from reports of receipts and expenditures filed by the candidates and political committees; afterward formatted into the applicable graphs and charts.



**DC OFFICE OF CAMPAIGN FINANCE**  
**2011 Biennial Report - Political Action Committees**

**Summary of Contributions by Amount for  
Yes on Amendment Four Committee**



■ Contributions greater or equal to \$1000 but less or equal to \$2000	47.6%
■ Contributions Greater than or equal to \$500 but less than \$1000	47.6%
■ Contributions Greater than or equal to \$100 but less than \$250	4.8%
Total:	100.0%

Note: This Graph depicts the summary of the contributions dollar amount reported by the Yes on Amendment Four Committee Principal Campaign Committee

The contributions are presented in percentage terms in dollar amount, by the size of the contribution, including contribution greater than \$2000; contributions greater than or equal to \$1000 but less than or equal to \$2000; contributions greater than or equal to \$500 but less than or equal to \$1000; contributions greater than or equal to \$250 but less than or equal to \$500; contributions greater than or equal to \$100 but less than or equal to \$250; and contributions less than \$100.

**DISCLAIMER:** The information presented in the 2011 Biennial Report was taken directly from reports of receipts and expenditures filed by the candidates and political committees; afterward formatted into the applicable graphs and charts.

## Summary of Contributions by Amount for Yes on Amendment Four Committee

Denomination Type	Amount Received
Contributions greater or equal to \$1000 but less or equal to \$2000	\$1,000.00
Contributions greater than or equal to \$500 but less than \$1000	\$1,000.00
Contributions greater than or equal to \$100 but less than \$250	\$100.00
<b>Grand Total</b>	<b>\$2,100.00</b>

**DISCLAIMER:** The information presented in the 2011 Biennial Report was taken directly from reports of receipts and expenditures filed by the candidates and political committees; afterward formatted into the applicable graphs and charts.

**Detailed Summary of Contributions by Amount for  
Yes on Amendment Four Committee**

<b>Denomination Type</b>	<b>Name</b>	<b>Received</b>
Contributions greater or equal to \$1000 but less or equal to \$2000	Law Offices of Paul Strauss & Assoc. P.C.	<b>\$1,000.00</b>
	Total	<b>\$1,000.00</b>
Contributions greater than or equal to \$500 but less than \$1000	Olender, Jack	<b>\$500.00</b>
	Sofitel Hotel of Washington DC	<b>\$500.00</b>
	Total	<b>\$1,000.00</b>
Contributions greater than or equal to \$100 but less than \$250	Candon, Mary	<b>\$100.00</b>
	Total	<b>\$100.00</b>
<b>Grand Total</b>		<b>\$2,100.00</b>

**DISCLAIMER:** The information presented in the 2011 Biennial Report was taken directly from reports of receipts and expenditures filed by the candidates and political committees; afterward formatted into the applicable graphs and charts.

Contributor Name	Amount	Type of Contributor	Date of Receipt
------------------	--------	---------------------	-----------------

**Contributions greater or equal to \$1000 but less or equal to \$2000**

Law Offices of Paul Strauss & Assoc. P.C.	\$1,000.00	Corporation	10/22/2010
---	------------	-------------	------------

<b>Subtotal</b>	<b>\$1,000.00</b>		
-----------------	-------------------	--	--

<b>Percentage of Total Contributions</b>	<b>47.62%</b>		
--	---------------	--	--

Contributor Name	Amount	Type of Contributor	Date of Receipt
------------------	--------	---------------------	-----------------

**Contributions Greater than or equal to \$500 but less than \$1000**

Olender, Jack	\$500.00	Individual	10/22/2010
---------------	----------	------------	------------

Sofitel Hotel of Washington DC	\$500.00	Corporation	10/25/2010
--------------------------------	----------	-------------	------------

<b>Subtotal</b>	<b>\$1,000.00</b>		
-----------------	-------------------	--	--

<b>Percentage of Total Contributions</b>	<b>47.62%</b>		
--	---------------	--	--

Contributor Name	Amount	Type of Contributor	Date of Receipt
------------------	--------	---------------------	-----------------

**Contributions Greater than or equal to \$100 but less than \$250**

Candon, Mary	\$100.00	Individual	10/25/2010
--------------	----------	------------	------------

<b>Subtotal</b>	<b>\$100.00</b>		
-----------------	-----------------	--	--

<b>Percentage of Total Contributions</b>	<b>4.76%</b>		
--	--------------	--	--

<b>Total</b>	<b>\$2,100.00</b>		
--------------	-------------------	--	--